



SC Annual School Report Card Summary

West View Elementary
 Spartanburg 6
 Grades: K-5 Enrollment: 721
 Principal: Shawn R. Wootton
 Superintendent: Dr. Darryl Owings
 Board Chair: Mr. Michael Crook

PERFORMANCE

Comprehensive detail, including definitions of ratings, performance criteria, and explanations of status, is available on www.ed.sc.gov and www.eoc.sc.gov as well as school and school district websites. Printed versions are available from school districts upon request.

YEAR	ABSOLUTE RATING	GROWTH RATING	PALMETTO GOLD/SILVER AWARD	AYP STATUS	NCLB IMPROVEMENT STATUS
2008	Average	Below Average	TBD	Not Met	N/A
2007	Average	At-Risk	N/A	Met	N/A
2006	Good	Below Average	N/A	Met	N/A

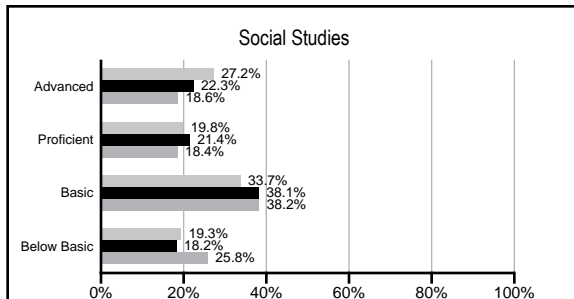
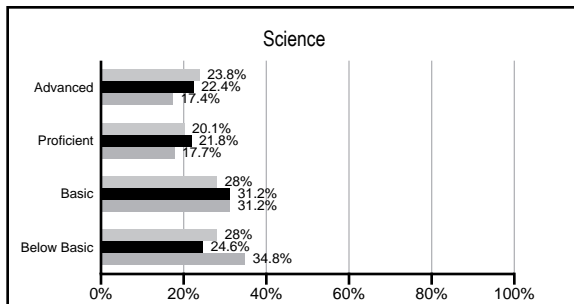
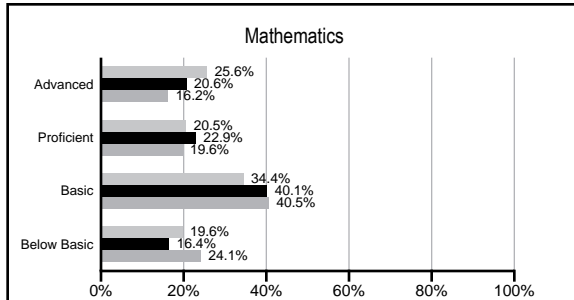
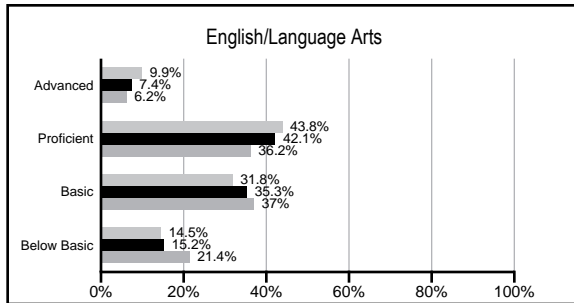
ABSOLUTE RATINGS OF ELEMENTARY SCHOOLS WITH STUDENTS LIKE OURS*

EXCELLENT	GOOD	AVERAGE	BELOW AVERAGE	AT-RISK
1	28	57	4	0

* Ratings are calculated with data available by 02/17/2009. Schools with Students like Ours are Elementary Schools with poverty indices of no more than 5% above or below the index for this school.


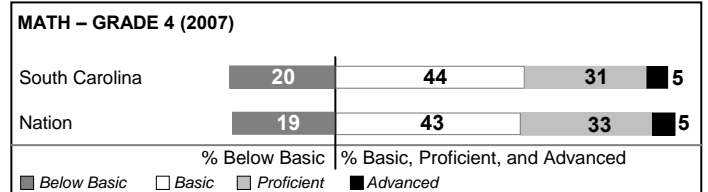
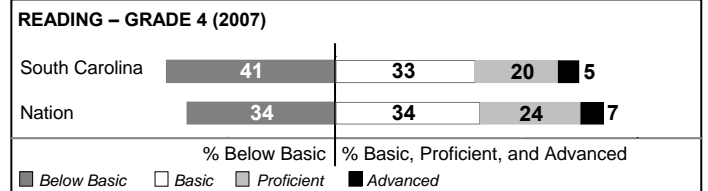
PACT PERFORMANCE

Our School
 Elementary Schools with Students Like Ours
 Elementary schools statewide



NAEP PERFORMANCE*

* Performance reported for SC and nation, data not available at school level. Percentages at NAEP Achievement Levels.



SC PERFORMANCE GOAL

2010 Goal:
 By 2010, SC's student achievement will be ranked in the top half of the states nationally. To achieve this goal, we must become one of the fastest improving systems in the country.

2020 Goal: TBD

Abbreviations Key

N/A Not Applicable N/AV Not Available N/C Not Collected N/R Not Reported I/S Insufficient Sample TBD To be determined
 NI Newly Identified CSI Continuing School Improvement CA Corrective Action RP Plan to Restructure R Restructure DELAY School Improvement Status HOLD School Improvement Status

West View Elementary [Spartanburg 6]

SCHOOL PROFILE

	Our School	Change from Last Year	Elementary Schools with Students Like Ours	Median Elementary School
Students (n=721)				
Retention rate	3.1%	Up from 1.7%	1.8%	2.3%
Attendance rate	97.2%	Up from 97.0%	96.5%	96.3%
Eligible for gifted and talented	21.0%	Down from 24.0%	17.0%	10.4%
With disabilities other than speech	6.1%	Down from 6.2%	6.5%	7.5%
Out-of-school suspensions or expulsions for violent &/or criminal offenses	0.0%	No Change	0.0%	0.0%
Teachers (n=48)				
Teachers with advanced degrees	72.9%	Up from 72.0%	60.7%	56.7%
Continuing contract teachers	83.3%	Up from 82.0%	80.8%	77.3%
Teachers with emergency or provisional certificates	0.0%	No Change	0.0%	0.0%
Teachers returning from previous year	88.2%	Down from 90.8%	89.2%	86.4%
Teacher attendance rate	96.3%	Up from 95.5%	94.7%	94.9%
Average teacher salary	\$47,284	Up 4.3%	\$46,809	\$45,345
Classes not taught by highly qualified teachers	0.0%	Down from 14.9%	0.0%	0.0%
School				
Principal's years at school	3.0	Up from 2.0	5.0	4.0
Student-teacher ratio in core subjects	19.7 to 1	Up from 19.3 to 1	19.5 to 1	18.5 to 1
Prime instructional time	92.9%	Up from 92.3%	89.8%	89.8%
Opportunities in the arts	Good	No Change	Good	Good
SACS accreditation	Yes	No Change	Yes	Yes
Character development program	Excellent	No Change	Excellent	Excellent
Dollars spent per pupil*	\$6,265	Up 4.3%	\$6,587	\$7,052
Percent of expenditures for instruction*	75.1%	Up from 74.7%	69.3%	69.1%
Percent of expenditures for teacher salaries*	72.9%	Up from 72.1%	66.0%	64.2%
% of AYP objectives met	81.0%		92.3%	85.7%

* Prior year audited financial data available.

EVALUATION RESULTS

	Teachers	Students*	Parents*
Number of surveys returned	46	114	82
Percent satisfied with learning environment	97.8%	92.8%	82.7%
Percent satisfied with social and physical environment	95.7%	86.5%	88.6%
Percent satisfied with school-home relations	100.0%	84.8%	83.8%

*Only students at the highest elementary school grade level at this school and their parents were included.

REPORT OF PRINCIPAL AND SCHOOL IMPROVEMENT COUNCIL

At West View Elementary School, our mission is "Wildcats are A.C.E.S. - All Children Experiencing Success." West View Elementary met Adequate Yearly Progress, satisfying all 19 objectives set for the school. West View continues to be an award-winning school, being recognized as a Flagship School of Promise for the 2007 school year. The teachers, staff, parents, and community promise to provide the best education possible for our students.

Teacher and staff accomplishments included participation in numerous courses and staff development activities. We are proud of Mr. Andy Connolly who earned National Board Certification; and Mrs. Donna Amons was awarded an EIA Grant. Third graders enjoyed their trips and experiences focused on Spartanburg history. Fourth grade teacher, Ms. Donna Brooks was awarded a Donor's Choose Grant, "Weather, Weather, Who's Got the Weather?" WVES also received a \$6,000 matching grant from the Mary Black Foundation. We are excited that Mrs. Lisa Smith will represent the school as the newly "crowned" Teacher of the Year. Teachers, staff, parents, and students celebrated the contributions of one outstanding educator, Mrs. Ann Hamrick, as she made plans to enter retirement.

PTO continues to fund programs that directly impact the growth and successes of our students. These programs and activities include Accelerated Reader, Sunshine Math, Math Superstars, Leveled Readers, and field experiences. MAP assessments provided an excellent tool to measure student progress. Teachers analyzed the data and identified the strengths and weaknesses of each student. In addition, sessions were offered each morning in the computer lab to both challenge and enrich our wildcats. As we continue with our Balanced Literacy Approach, teachers focused on writing and the writing process. Many teachers implemented writing centers and writer workshops within the classrooms. Our goal is to become learning leaders and to promote the success of every student. The staff, parents, and community of West View Elementary School are proud of the continuous progress and academic growth of our students. Through our collaborative commitment and dedication, our students continue to experience success. As always, thank you for your support!

Shawn R. Wootton, Principal
Kim Hewitt, SIC Chairperson

Comprehensive detail, including definitions of rating, performance criteria, and explanations of status, is available on www.ed.sc.gov and www.eoc.sc.gov as well as school and school district websites.

Printed versions are available from school districts upon request.

Abbreviations Key

N/A Not Applicable N/AV Not Available N/C Not Collected N/R Not Reported I/S Insufficient Sample TBD To be determined

NI Newly Identified CSI Continuing School Improvement CA Corrective Action RP Plan to Restructure R Restructure DELAY School Improvement Status HOLD School Improvement Status