



# SC Annual School Report Card Summary

Jesse S Bobo Elementary  
 Spartanburg 6  
 Grades: PK-5 Enrollment: 448  
 Principal: Patrick Suber  
 Superintendent: Dr. Darryl Owings  
 Board Chair: Mr. Michael Crook

## PERFORMANCE

Comprehensive detail, including definitions of ratings, performance criteria, and explanations of status, is available on [www.ed.sc.gov](http://www.ed.sc.gov) and [www.eoc.sc.gov](http://www.eoc.sc.gov) as well as school and school district websites. Printed versions are available from school districts upon request.

YEAR	ABSOLUTE RATING	GROWTH RATING	PALMETTO GOLD/SILVER AWARD	AYP STATUS	NCLB IMPROVEMENT STATUS
2008	Below Average	At-Risk	TBD	Not Met	NI
2007	Below Average	At-Risk	N/A	Not Met	N/A
2006	Below Average	At-Risk	N/A	Met	N/A

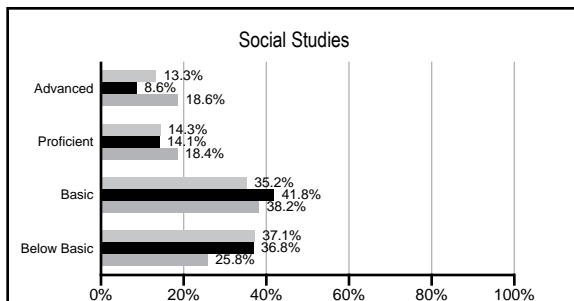
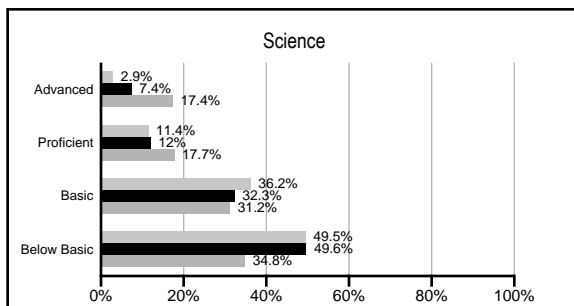
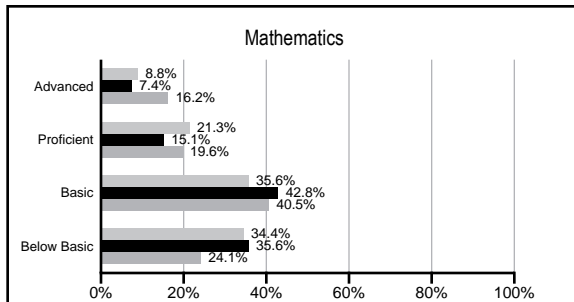
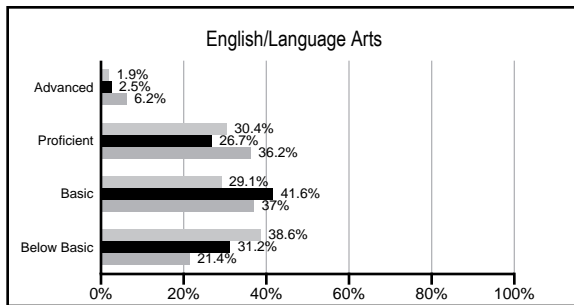
## ABSOLUTE RATINGS OF ELEMENTARY SCHOOLS WITH STUDENTS LIKE OURS\*

EXCELLENT	GOOD	AVERAGE	BELOW AVERAGE	AT-RISK
0	0	13	66	33

\* Ratings are calculated with data available by 02/17/2009. Schools with Students like Ours are Elementary Schools with poverty indices of no more than 5% above or below the index for this school.

## PACT PERFORMANCE

Our School Elementary Schools with Students Like Ours Elementary schools statewide



## NAEP PERFORMANCE\*

\* Performance reported for SC and nation, data not available at school level. Percentages at NAEP Achievement Levels.



## SC PERFORMANCE GOAL

2010 Goal:  
 By 2010, SC's student achievement will be ranked in the top half of the states nationally. To achieve this goal, we must become one of the fastest improving systems in the country.

2020 Goal: TBD

### Abbreviations Key

N/A Not Applicable N/AV Not Available N/C Not Collected N/R Not Reported I/S Insufficient Sample TBD To be determined  
 NI Newly Identified CSI Continuing School Improvement CA Corrective Action RP Plan to Restructure R Restructure DELAY School Improvement Status HOLD School Improvement Status

# Jesse S Bobo Elementary [Spartanburg 6]

## SCHOOL PROFILE

	Our School	Change from Last Year	Elementary Schools with Students Like Ours	Median Elementary School
<b>Students (n=448)</b>				
Retention rate	3.2%	Up from 2.6%	2.9%	2.3%
Attendance rate	95.9%	Down from 96.2%	96.0%	96.3%
Eligible for gifted and talented	7.4%	Up from 7.2%	5.4%	10.4%
With disabilities other than speech	12.1%	Up from 10.6%	8.3%	7.5%
Out-of-school suspensions or expulsions for violent &/or criminal offenses	0.0%	No Change	0.0%	0.0%
<b>Teachers (n=32)</b>				
Teachers with advanced degrees	59.4%	No Change	54.2%	56.7%
Continuing contract teachers	65.6%	Down from 90.6%	71.4%	77.3%
Teachers with emergency or provisional certificates	0.0%	No Change	0.0%	0.0%
Teachers returning from previous year	82.1%	Down from 85.9%	84.1%	86.4%
Teacher attendance rate	94.5%	Down from 95.2%	94.9%	94.9%
Average teacher salary	\$45,936	Up 5.6%	\$44,155	\$45,345
Classes not taught by highly qualified teachers	3.7%	Down from 19.8%	0.0%	0.0%
<b>School</b>				
Principal's years at school	1.0	Down from 4.0	3.0	4.0
Student-teacher ratio in core subjects	N/R	N/R	16.8 to 1	18.5 to 1
Prime instructional time	89.5%	Down from 91.1%	89.2%	89.8%
Opportunities in the arts	Good	No Change	Good	Good
SACS accreditation	Yes	No Change	Yes	Yes
Character development program	Good	Down from Excellent	Excellent	Excellent
Dollars spent per pupil*	\$7,082	Up 5.7%	\$7,832	\$7,052
Percent of expenditures for instruction*	74.1%	Up from 71.0%	69.0%	69.1%
Percent of expenditures for teacher salaries*	69.8%	Up from 67.6%	62.5%	64.2%
% of AYP objectives met	61.9%		76.2%	85.7%

\* Prior year audited financial data available.

## REPORT OF PRINCIPAL AND SCHOOL IMPROVEMENT COUNCIL

The cornerstone of Jesse S. Bobo Elementary School's educational philosophy is the belief that all children can learn and achieve with high expectations set for each child.

Our motto, "Where Every Child is a Star," illustrates our commitment to addressing each and every child's needs, and it is the backbone of the school wide theme Bobo Bears Reaching for the Stars through Respectful, Responsible, and Productive behavior. Jesse S. Bobo Elementary School enjoys a supportive community of parents, extended family members, staff, and business partners. Many programs, such as an extended day program of the Boys and Girls club of Spartanburg, Family Math and Science Night, author's visits, and Adopt-A-Bear, are among the many superb initiatives by the Bobo Family.

The continued use of the Measures of Academic Progress (MAP) assessments provided an additional tool to measure student progress for students in grades two through five. The results from MAP gave teachers and parents detailed information to determine each child's strengths and weaknesses in reading, language and math. Analyzing these immediate results allowed us to make instructional changes in order to benefit each individual student as soon as possible.

Patrick Suber  
Principal

## EVALUATION RESULTS

	Teachers	Students*	Parents*
Number of surveys returned	35	56	18
Percent satisfied with learning environment	60.0%	83.9%	94.4%
Percent satisfied with social and physical environment	67.6%	85.7%	83.3%
Percent satisfied with school-home relations	44.1%	78.6%	94.1%

\*Only students at the highest elementary school grade level at this school and their parents were included.

Comprehensive detail, including definitions of rating, performance criteria, and explanations of status, is available on [www.ed.sc.gov](http://www.ed.sc.gov) and [www.eoc.sc.gov](http://www.eoc.sc.gov) as well as school and school district websites.

Printed versions are available from school districts upon request.

### Abbreviations Key

N/A Not Applicable N/AV Not Available N/C Not Collected N/R Not Reported I/S Insufficient Sample TBD To be determined  
NI Newly Identified CSI Continuing School Improvement CA Corrective Action RP Plan to Restructure R Restructure DELAY School Improvement Status HOLD School Improvement Status