



SC Annual School Report Card Summary

Pauline-Glenn Springs Elementary
 Spartanburg 6
 Grades: K-5 Enrollment: 451
 Principal: Jennifer Atkinson
 Superintendent: Dr. Darryl Owings
 Board Chair: Mr. Michael Crook

PERFORMANCE

Comprehensive detail, including definitions of ratings, performance criteria, and explanations of status, is available on www.ed.sc.gov and www.eoc.sc.gov as well as school and school district websites. Printed versions are available from school districts upon request.

YEAR	ABSOLUTE RATING	GROWTH RATING	PALMETTO GOLD/SILVER AWARD	AYP STATUS	NCLB IMPROVEMENT STATUS
2008	Average	At-Risk	TBD	Not Met	N/A
2007	Good	At-Risk	N/A	Met	N/A
2006	Good	At-Risk	N/A	Met	N/A

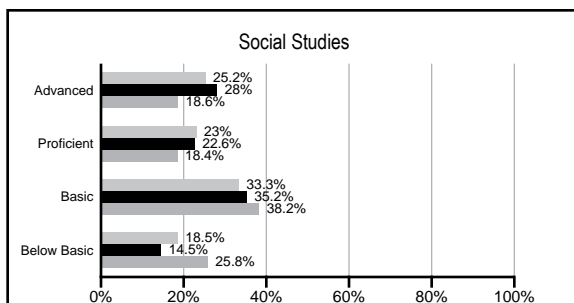
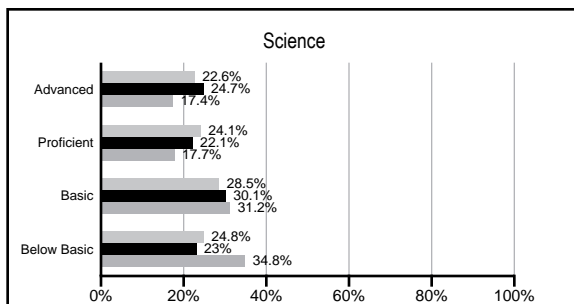
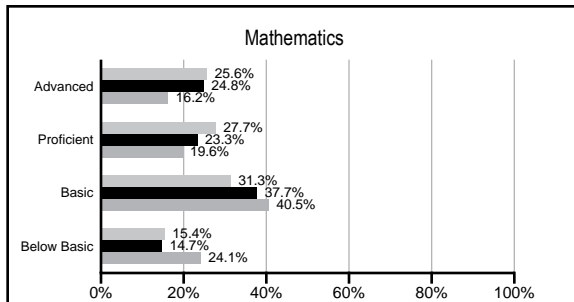
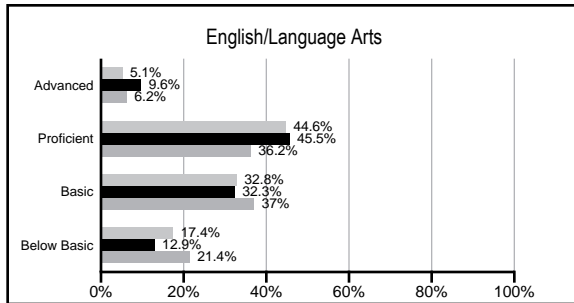
ABSOLUTE RATINGS OF ELEMENTARY SCHOOLS WITH STUDENTS LIKE OURS*

EXCELLENT	GOOD	AVERAGE	BELOW AVERAGE	AT-RISK
6	19	20	2	0

* Ratings are calculated with data available by 02/17/2009. Schools with Students like Ours are Elementary Schools with poverty indices of no more than 5% above or below the index for this school.

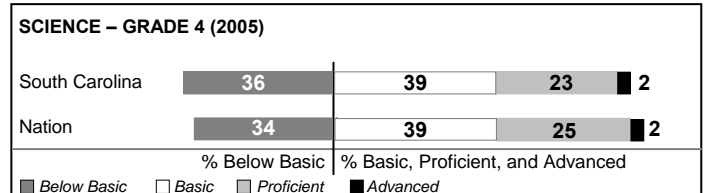
PACT PERFORMANCE

Our School
 Elementary Schools with Students Like Ours
 Elementary schools statewide



NAEP PERFORMANCE*

* Performance reported for SC and nation, data not available at school level. Percentages at NAEP Achievement Levels.



SC PERFORMANCE GOAL

2010 Goal:

By 2010, SC's student achievement will be ranked in the top half of the states nationally. To achieve this goal, we must become one of the fastest improving systems in the country.

2020 Goal: TBD

Abbreviations Key

N/A Not Applicable N/AV Not Available N/C Not Collected N/R Not Reported I/S Insufficient Sample TBD To be determined
 NI Newly Identified CSI Continuing School Improvement CA Corrective Action RP Plan to Restructure R Restructure DELAY School Improvement Status HOLD School Improvement Status

Pauline-Glenn Springs Elementary [Spartanburg 6]

SCHOOL PROFILE

	Our School	Change from Last Year	Elementary Schools with Students Like Ours	Median Elementary School
Students (n=451)				
Retention rate	1.6%	Down from 1.8%	1.6%	2.3%
Attendance rate	96.3%	Down from 96.4%	96.7%	96.3%
Eligible for gifted and talented	20.8%	Down from 23.6%	18.4%	10.4%
With disabilities other than speech	11.0%	Up from 9.8%	6.4%	7.5%
Out-of-school suspensions or expulsions for violent &/or criminal offenses	0.0%	No Change	0.0%	0.0%
Teachers (n=32)				
Teachers with advanced degrees	71.9%	Up from 71.0%	60.7%	56.7%
Continuing contract teachers	87.5%	Down from 93.5%	79.6%	77.3%
Teachers with emergency or provisional certificates	3.3%	Down from 3.4%	0.0%	0.0%
Teachers returning from previous year	95.4%	Up from 95.3%	87.0%	86.4%
Teacher attendance rate	95.5%	Up from 95.1%	94.9%	94.9%
Average teacher salary	\$50,693	Up 1.9%	\$47,069	\$45,345
Classes not taught by highly qualified teachers	0.0%	Down from 12.0%	0.0%	0.0%
School				
Principal's years at school	4.0	Up from 3.0	3.0	4.0
Student-teacher ratio in core subjects	18.9 to 1	No Change	20.2 to 1	18.5 to 1
Prime instructional time	91.0%	No Change	90.3%	89.8%
Opportunities in the arts	Good	No Change	Good	Good
SACS accreditation	Yes	No Change	Yes	Yes
Character development program	Excellent	No Change	Excellent	Excellent
Dollars spent per pupil*	\$6,609	Up 2.5%	\$6,689	\$7,052
Percent of expenditures for instruction*	74.6%	Up from 73.5%	70.6%	69.1%
Percent of expenditures for teacher salaries*	72.6%	Up from 71.0%	66.8%	64.2%
% of AYP objectives met	88.2%		92.0%	85.7%

* Prior year audited financial data available.

EVALUATION RESULTS

	Teachers	Students*	Parents*
Number of surveys returned	31	62	47
Percent satisfied with learning environment	100.0%	91.8%	95.7%
Percent satisfied with social and physical environment	100.0%	91.9%	89.1%
Percent satisfied with school-home relations	100.0%	91.8%	87.2%

*Only students at the highest elementary school grade level at this school and their parents were included.

REPORT OF PRINCIPAL AND SCHOOL IMPROVEMENT COUNCIL

Our motto at Pauline-Glenn Springs Elementary, "Where Dreams Begin," is reflective of our belief that elementary school is the foundation of a child's educational experience. At Pauline-Glenn Springs, we strive to create a warm, supportive, caring, and inviting learning environment where student learning is our chief priority. We pride ourselves on always placing children first.

Our school-wide theme for 2007-2008, "Wee Care," set the tone for a successful year of learning at Pauline-Glenn Springs. Students began each school day by reciting the mantra: At PGS, we care for ourselves, others, our school, our community, our state, and our world! Students learned about the importance of caring for ourselves, as our school celebrated being named an eight component Healthy School. Pauline-Glenn Springs was one of only four schools in the state to receive this award. Students participated in healthy initiatives such as our morning exercise program, Walking Club, Family Fitness Night, Physical Education Demonstration Night, and Walk at School Day. Our school was awarded the Golden Shoe Award by DHEC for our outstanding Walk at School Day activities.

The Chic-fil-A Core Essentials Character Education program was fully implemented this year in an effort to help students further understand the importance of caring for ourselves, each other, and our environment. Values of the Month initiatives, such as respect, kindness, and courage were woven throughout our total school curriculum as students were inspired to treat others right, make smart decisions, and maximize their potential.

Pauline-Glenn Springs students, faculty, and staff participated in various service projects throughout the year in order to learn the importance of caring for our community. These projects included Beautification Saturdays, paper and can recycling, collecting toys for the local children's shelter, a canned food drive for Spartanburg Greater Ministries, and collecting toiletry items for patients at Mountain View Nursing Home. We also raised funds for various organizations. These included Jump Rope for Heart for the American Heart Association, the St. Jude's Children's Hospital Math-a-thon, and the American Cancer Society's Relay for Life activities. Pauline-Glenn Springs raised over \$15,000 for these and other worthy causes last year.

We appreciate the contributions and support of our PTO, School Improvement Council, parents, guardians, volunteers, and business partners. We look forward to the great possibilities and opportunities that lie ahead for our children and our school as we continue to strive for excellence in education!

Jennifer F. Atkinson, Principal
Traci Hamilton, School Improvement Council Chairman
Isabel Castillo, SIC Chairperson

Comprehensive detail, including definitions of rating, performance criteria, and explanations of status, is available on www.ed.sc.gov and www.eoc.sc.gov as well as school and school district websites.

Printed versions are available from school districts upon request.

Abbreviations Key

N/A Not Applicable N/AV Not Available N/C Not Collected N/R Not Reported I/S Insufficient Sample TBD To be determined
NI Newly Identified CSI Continuing School Improvement CA Corrective Action RP Plan to Restructure R Restructure DELAY School Improvement Status HOLD School Improvement Status