



SC Annual School Report Card Summary

Lone Oak Elementary
 Spartanburg 6
 Grades: K-5 Enrollment: 310
 Principal: Verotta M. Kennedy
 Superintendent: Dr. Darryl Owings
 Board Chair: Mr. Michael Crook

PERFORMANCE

Comprehensive detail, including definitions of ratings, performance criteria, and explanations of status, is available on www.ed.sc.gov and www.eoc.sc.gov as well as school and school district websites. Printed versions are available from school districts upon request.

YEAR	ABSOLUTE RATING	GROWTH RATING	PALMETTO GOLD/SILVER AWARD	AYP STATUS	NCLB IMPROVEMENT STATUS
2008	Below Average	At-Risk	TBD	Not Met	N/A
2007	Below Average	Good	N/A	Met	N/A
2006	Average	Average	Silver	Met	N/A

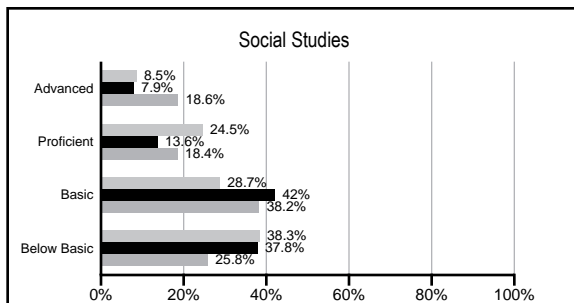
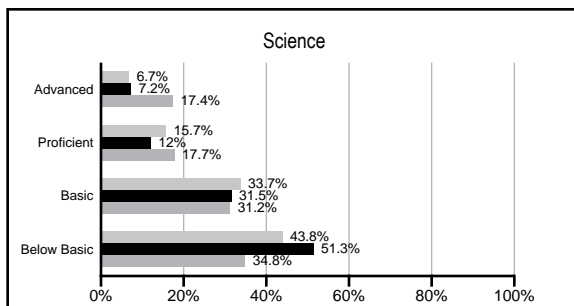
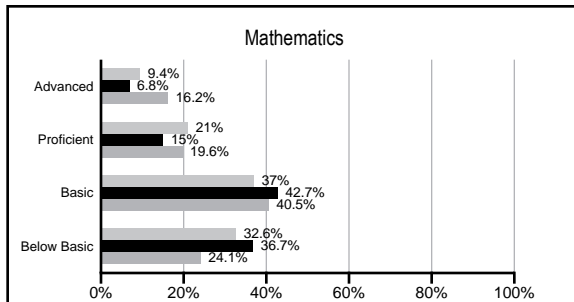
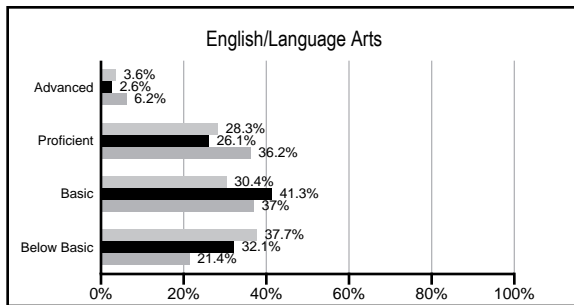
ABSOLUTE RATINGS OF ELEMENTARY SCHOOLS WITH STUDENTS LIKE OURS*

EXCELLENT	GOOD	AVERAGE	BELOW AVERAGE	AT-RISK
0	0	11	59	41

* Ratings are calculated with data available by 02/17/2009. Schools with Students like Ours are Elementary Schools with poverty indices of no more than 5% above or below the index for this school.

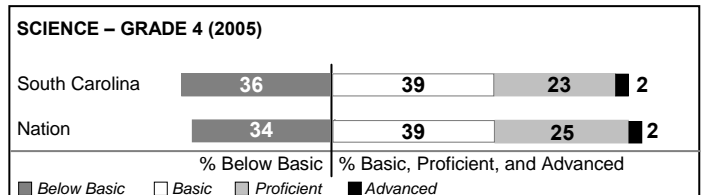

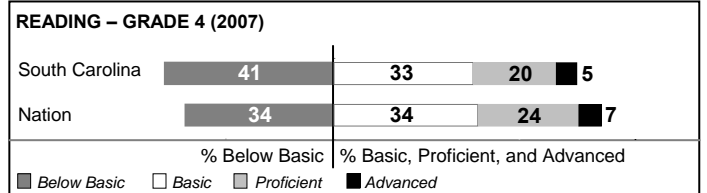
PACT PERFORMANCE

Our School
 Elementary Schools with Students Like Ours
 Elementary schools statewide



NAEP PERFORMANCE*

* Performance reported for SC and nation, data not available at school level. Percentages at NAEP Achievement Levels.



SC PERFORMANCE GOAL

2010 Goal:

By 2010, SC's student achievement will be ranked in the top half of the states nationally. To achieve this goal, we must become one of the fastest improving systems in the country.

2020 Goal: TBD

Abbreviations Key

N/A Not Applicable N/AV Not Available N/C Not Collected N/R Not Reported I/S Insufficient Sample TBD To be determined
 NI Newly Identified CSI Continuing School Improvement CA Corrective Action RP Plan to Restructure R Restructure DELAY School Improvement Status HOLD School Improvement Status

Lone Oak Elementary [Spartanburg 6]

SCHOOL PROFILE

	Our School	Change from Last Year	Elementary Schools with Students Like Ours	Median Elementary School
Students (n=310)				
Retention rate	1.6%	Up from 1.0%	2.9%	2.3%
Attendance rate	95.3%	Down from 95.5%	96.0%	96.3%
Eligible for gifted and talented	3.6%	Down from 7.1%	5.2%	10.4%
With disabilities other than speech	4.8%	Down from 5.4%	8.2%	7.5%
Out-of-school suspensions or expulsions for violent &/or criminal offenses	0.3%	Up from 0.0%	0.0%	0.0%
Teachers (n=23)				
Teachers with advanced degrees	56.5%	Down from 59.1%	53.8%	56.7%
Continuing contract teachers	65.2%	Up from 54.5%	71.4%	77.3%
Teachers with emergency or provisional certificates	0.0%	Down from 7.7%	0.0%	0.0%
Teachers returning from previous year	73.8%	Down from 76.7%	84.1%	86.4%
Teacher attendance rate	97.6%	Up from 97.5%	94.9%	94.9%
Average teacher salary	\$42,666	Up 15.7%	\$44,107	\$45,345
Classes not taught by highly qualified teachers	2.3%	Down from 4.4%	0.0%	0.0%
School				
Principal's years at school	3.0	Up from 2.0	3.0	4.0
Student-teacher ratio in core subjects	18.9 to 1	Up from 17.1 to 1	16.8 to 1	18.5 to 1
Prime instructional time	92.4%	Down from 92.8%	89.2%	89.8%
Opportunities in the arts	Good	No Change	Good	Good
SACS accreditation	Yes	No Change	Yes	Yes
Character development program	Excellent	No Change	Excellent	Excellent
Dollars spent per pupil*	\$7,309	Down 7.0%	\$7,830	\$7,052
Percent of expenditures for instruction*	70.8%	Up from 67.9%	69.1%	69.1%
Percent of expenditures for teacher salaries*	64.8%	Up from 64.6%	62.5%	64.2%
% of AYP objectives met	65.2%		76.4%	85.7%

* Prior year audited financial data available.

EVALUATION RESULTS

	Teachers	Students*	Parents*
Number of surveys returned	21	37	30
Percent satisfied with learning environment	90.5%	89.2%	90.0%
Percent satisfied with social and physical environment	100.0%	86.5%	86.7%
Percent satisfied with school-home relations	76.2%	86.5%	89.7%

*Only students at the highest elementary school grade level at this school and their parents were included.

REPORT OF PRINCIPAL AND SCHOOL IMPROVEMENT COUNCIL

Lone Oak Elementary is committed to ensuring that all students have a quality education in a safe and nurturing environment. Lone Oak celebrated many successes due to the continued support, dedication, and partnership of the faculty and staff, students, parents, businesses, and community stakeholders. Together, we work diligently to align our goals and to provide a supportive learning environment that empowers students to become successful both in the classroom and in life.

Our children model diversity, democracy, and citizenship through a comprehensive academic program, foreign language, service learning, and character education. Lone Oak had many celebratory moments that included being awarded the following grants: 21st Century Grant for nearly \$300,000 that created a partnership with the Boys and Girls Club; Safe Routes to School Grant, sponsored by the SCDOT that awarded the school \$200,000; Goody's Good Deeds for Schools Grant in the amount of \$10,000; and the Dollar General Grant in the amount of \$5,000. In addition, faculty members were recipients of Junior League Grants and Donors Choose Grants.

Our Success for All reading program, flexible grouping at all levels, individual tutoring in reading, and before-school, after-school, and summer programs aid in improving student academic weaknesses and address the specific learning needs of students. The programs offer meaningful group and individual instruction in academic, civic, and character education. We will continue to use Northwest Evaluation Association's Measures of Academic Progress (MAP) to get a diagnostic view of each student and to create an education plan for each student. Students were involved in several service projects that contributed to the American Cancer Society, The Humane Society, and families in the Lone Oak Community. Students also collected nearly 1,000 canned goods for local charity.

Lone Oak takes pride in being a culturally diverse school that recognizes and respects individual uniqueness. The growing challenge for our school is the increasing enrollment of English Speakers of Other Languages (ESOL) and limited English proficient students (LEP). To address the school's rapidly growing demographic change, the school has increased opportunities for student involvement through curricular and extra-curricular programs. Numerous after-school clubs provide additional enrichment opportunities for students. We continue to celebrate our children's growth through Honor Roll recognitions, Terrific Kid, Accelerated Reader (AR) parties, and achievement in the related arts.

Lone Oak Elementary takes pride in being designated as a Red Carpet School. We will continue to offer our learning community first-class customer service by reinforcing our mission statement of striving for excellence.

Verotta M. Kennedy, Principal
Isabel Castillo, SIC Chairperson

Comprehensive detail, including definitions of rating, performance criteria, and explanations of status, is available on www.ed.sc.gov and www.eoc.sc.gov as well as school and school district websites.

Printed versions are available from school districts upon request.

Abbreviations Key

N/A Not Applicable N/AV Not Available N/C Not Collected N/R Not Reported I/S Insufficient Sample TBD To be determined

NI Newly Identified CSI Continuing School Improvement CA Corrective Action RP Plan to Restructure R Restructure DELAY School Improvement Status HOLD School Improvement Status