



# SC Annual School Report Card Summary

Fairforest Elementary  
 Spartanburg 6  
 Grades: K-5 Enrollment: 657  
 Principal: Stephen Krawczyk  
 Superintendent: Dr. Darryl Owings  
 Board Chair: Mr. Michael Crook

## PERFORMANCE

Comprehensive detail, including definitions of ratings, performance criteria, and explanations of status, is available on [www.ed.sc.gov](http://www.ed.sc.gov) and [www.eoc.sc.gov](http://www.eoc.sc.gov) as well as school and school district websites. Printed versions are available from school districts upon request.

YEAR	ABSOLUTE RATING	GROWTH RATING	PALMETTO GOLD/SILVER AWARD	AYP STATUS	NCLB IMPROVEMENT STATUS
2008	Below Average	At-Risk	TBD	Not Met	NI
2007	Average	Below Average	N/A	Not Met	N/A
2006	Average	Below Average	N/A	Met	N/A

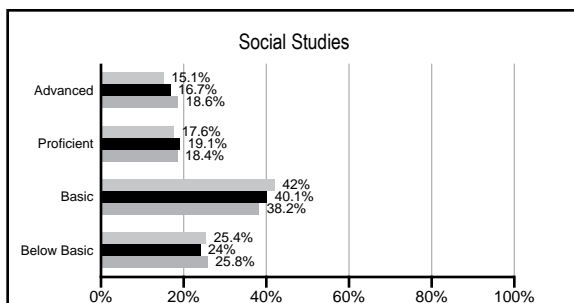
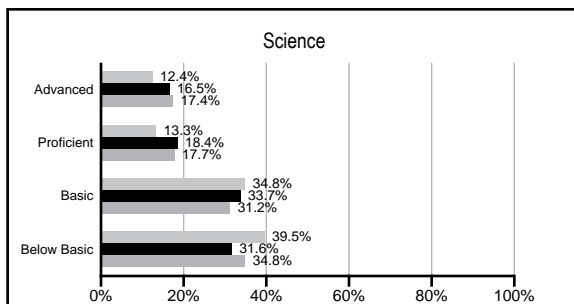
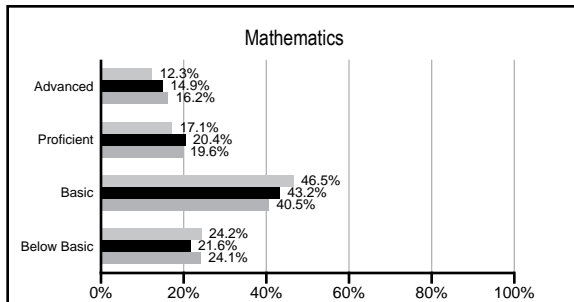
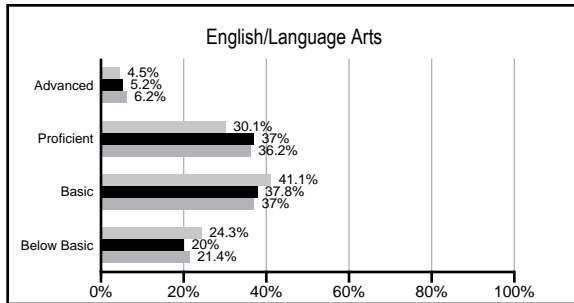
## ABSOLUTE RATINGS OF ELEMENTARY SCHOOLS WITH STUDENTS LIKE OURS\*

EXCELLENT	GOOD	AVERAGE	BELOW AVERAGE	AT-RISK
0	8	62	23	1

\* Ratings are calculated with data available by 02/17/2009. Schools with Students like Ours are Elementary Schools with poverty indices of no more than 5% above or below the index for this school.

## PACT PERFORMANCE

Our School  
 Elementary Schools with Students Like Ours  
 Elementary schools statewide



## NAEP PERFORMANCE\*

\* Performance reported for SC and nation, data not available at school level. Percentages at NAEP Achievement Levels.



## SC PERFORMANCE GOAL

2010 Goal:

*By 2010, SC's student achievement will be ranked in the top half of the states nationally. To achieve this goal, we must become one of the fastest improving systems in the country.*

2020 Goal: TBD

### Abbreviations Key

N/A Not Applicable N/AV Not Available N/C Not Collected N/R Not Reported I/S Insufficient Sample TBD To be determined  
 NI Newly Identified CSI Continuing School Improvement CA Corrective Action RP Plan to Restructure R Restructure DELAY School Improvement Status HOLD School Improvement Status

# Fairforest Elementary [Spartanburg 6]

## SCHOOL PROFILE

	Our School	Change from Last Year	Elementary Schools with Students Like Ours	Median Elementary School
<b>Students (n=657)</b>				
Retention rate	1.4%	Down from 1.7%	2.6%	2.3%
Attendance rate	96.3%	Up from 95.9%	96.3%	96.3%
Eligible for gifted and talented	11.9%	Down from 13.7%	10.5%	10.4%
With disabilities other than speech	6.2%	Down from 7.4%	8.7%	7.5%
Out-of-school suspensions or expulsions for violent &/or criminal offenses	0.0%	Down from 0.2%	0.0%	0.0%
<b>Teachers (n=41)</b>				
Teachers with advanced degrees	63.4%	Down from 63.9%	57.9%	56.7%
Continuing contract teachers	70.7%	Down from 83.3%	80.5%	77.3%
Teachers with emergency or provisional certificates	0.0%	No Change	0.0%	0.0%
Teachers returning from previous year	86.2%	Up from 84.4%	87.8%	86.4%
Teacher attendance rate	96.4%	Up from 95.7%	94.9%	94.9%
Average teacher salary	\$45,421	Up 1.1%	\$45,384	\$45,345
Classes not taught by highly qualified teachers	0.0%	Down from 7.7%	0.0%	0.0%
<b>School</b>				
Principal's years at school	6.0	Up from 5.0	4.0	4.0
Student-teacher ratio in core subjects	22.0 to 1	Up from 21.4 to 1	18.5 to 1	18.5 to 1
Prime instructional time	92.2%	Up from 91.3%	89.8%	89.8%
Opportunities in the arts	Good	No Change	Good	Good
SACS accreditation	Yes	No Change	Yes	Yes
Character development program	Excellent	No Change	Excellent	Excellent
Dollars spent per pupil*	\$5,633	Up 3.0%	\$6,890	\$7,052
Percent of expenditures for instruction*	71.3%	Down from 72.2%	68.9%	69.1%
Percent of expenditures for teacher salaries*	66.9%	Down from 68.9%	65.0%	64.2%
% of AYP objectives met	76.2%		88.2%	85.7%

\* Prior year audited financial data available.

## EVALUATION RESULTS

	Teachers	Students*	Parents*
Number of surveys returned	37	107	62
Percent satisfied with learning environment	100.0%	83.8%	95.1%
Percent satisfied with social and physical environment	97.3%	89.7%	91.9%
Percent satisfied with school-home relations	91.9%	86.8%	87.1%

\*Only students at the highest elementary school grade level at this school and their parents were included.

## REPORT OF PRINCIPAL AND SCHOOL IMPROVEMENT COUNCIL

Fairforest Elementary School's mission is to prepare our students for life-long learning through a challenging curriculum with open communication in a safe, respectful environment. In the 2007–2008 school year, Fairforest Elementary School students worked hard to become well-rounded individuals by focusing on academics, the arts, and by giving back to their community. Our students received recognitions in each of those areas.

In 2007–2008, our school was blessed by numerous volunteers, outstanding parents, community organizations, and business partners; all of whom are committed to helping us create a safe, nurturing and inviting learning atmosphere for our students. These dedicated stakeholders have enriched our school atmosphere and enabled us to meet needs that otherwise would not have been possible.

The outstanding faculty and staff at Fairforest Elementary school understand that the academic success of our students is largely dependent upon them. As such, they work tirelessly to provide a challenging instructional program which is driven by the South Carolina Curriculum Standards, and our school and district improvement plans. Teachers received comprehensive, ongoing, professional development at both the state and local level designed to help them improve in their craft. Additionally, a number of teachers continued to work toward earning advanced degrees and additional certification areas.

Throughout the 2007–2008 school year, we continued to see a rise in student enrollment, a rise in the percentage of students who receive free or reduced lunch, and a rise in the number of students who speak English as a second language. To help address those needs, we were able to add teaching positions, involve more tutors who are fluent in languages other than English, and expand our after school tutoring program through a partnership with the Boys and Girls Club of the Upstate.

At Fairforest Elementary School, we appreciate the support of the District Six Board of Trustees and the District Six administration, who support our school by providing us with the necessary resources to provide high quality educational programming in a safe, well maintained facility.

As we move into the 2008–2009 school year, we will also move into a new facility. We are committed to carrying on with the Fairforest Elementary tradition of using our time and talents in ways that will provide our students with the best education possible for ALL children within our school walls.

Stephen Krawczyk, Principal  
Yvette Crocker, School Improvement Council Chair

Comprehensive detail, including definitions of rating, performance criteria, and explanations of status, is available on [www.ed.sc.gov](http://www.ed.sc.gov) and [www.eoc.sc.gov](http://www.eoc.sc.gov) as well as school and school district websites.

Printed versions are available from school districts upon request.

### Abbreviations Key

N/A Not Applicable N/AV Not Available N/C Not Collected N/R Not Reported I/S Insufficient Sample TBD To be determined  
NI Newly Identified CSI Continuing School Improvement CA Corrective Action RP Plan to Restructure R Restructure DELAY School Improvement Status HOLD School Improvement Status