



SC Annual School Report Card Summary

Berry Shoals Intermediate
Spartanburg 5

Grades: 4-6

Enrollment: 806

Principal: Michael A. Powell

Superintendent: Dr. Scott Turner

Board Chair: Mr. Butch Coan

PERFORMANCE

Comprehensive detail, including definitions of ratings, performance criteria, and explanations of status, is available on www.ed.sc.gov and www.eoc.sc.gov as well as school and school district websites. Printed versions are available from school districts upon request.

YEAR	ABSOLUTE RATING	GROWTH RATING	PALMETTO GOLD/SILVER AWARD	AYP STATUS	NCLB IMPROVEMENT STATUS
2008	Good	Average	TBD	Not Met	N/A
2007	Good	Good	N/A	Not Met	N/A
2006	Average	Average	N/A	Not Met	N/A

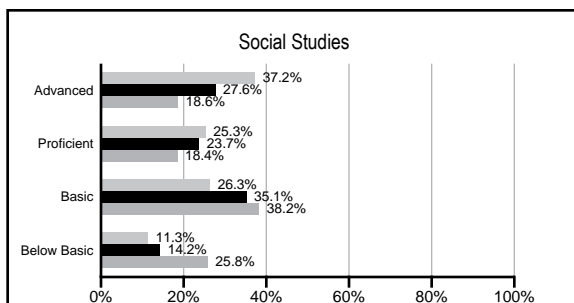
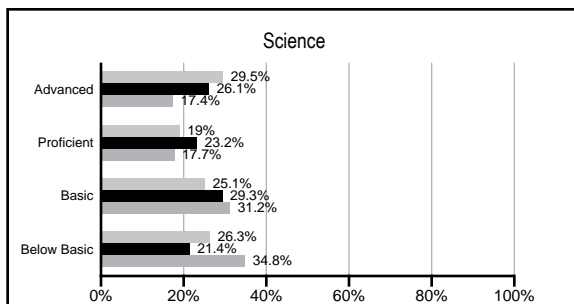
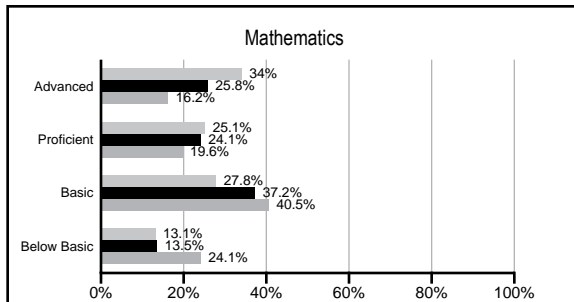
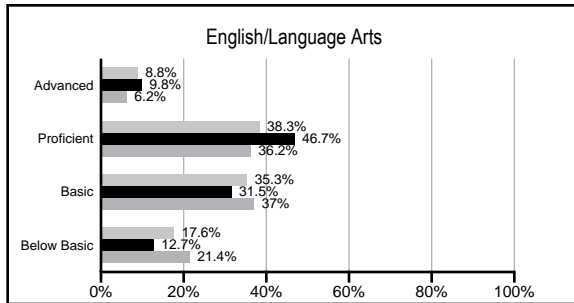
ABSOLUTE RATINGS OF ELEMENTARY SCHOOLS WITH STUDENTS LIKE OURS*

EXCELLENT	GOOD	AVERAGE	BELOW AVERAGE	AT-RISK
6	21	15	2	0

* Ratings are calculated with data available by 02/17/2009. Schools with Students like Ours are Elementary Schools with poverty indices of no more than 5% above or below the index for this school.


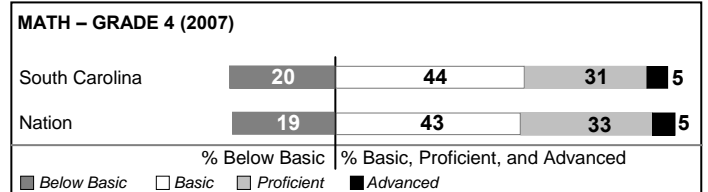
PACT PERFORMANCE

Our School Elementary Schools with Students Like Ours Elementary schools statewide



NAEP PERFORMANCE*

* Performance reported for SC and nation, data not available at school level. Percentages at NAEP Achievement Levels.



SC PERFORMANCE GOAL

2010 Goal:

By 2010, SC's student achievement will be ranked in the top half of the states nationally. To achieve this goal, we must become one of the fastest improving systems in the country.

2020 Goal: TBD

Abbreviations Key

N/A Not Applicable N/AV Not Available N/C Not Collected N/R Not Reported I/S Insufficient Sample TBD To be determined
NI Newly Identified CSI Continuing School Improvement CA Corrective Action RP Plan to Restructure R Restructure DELAY School Improvement Status HOLD School Improvement Status

Berry Shoals Intermediate [Spartanburg 5]

SCHOOL PROFILE

	Our School	Change from Last Year	Elementary Schools with Students Like Ours	Median Elementary School
Students (n=806)				
Retention rate	0.5%	Up from 0.2%	1.6%	2.3%
Attendance rate	97.2%	Up from 97.1%	96.7%	96.3%
Eligible for gifted and talented	20.2%	Down from 21.0%	20.2%	10.4%
With disabilities other than speech	11.3%	Down from 12.0%	6.9%	7.5%
Out-of-school suspensions or expulsions for violent &/or criminal offenses	0.0%	No Change	0.0%	0.0%
Teachers (n=57)				
Teachers with advanced degrees	77.2%	Down from 80.7%	60.9%	56.7%
Continuing contract teachers	82.5%	Up from 80.7%	81.6%	77.3%
Teachers with emergency or provisional certificates	0.0%	No Change	0.0%	0.0%
Teachers returning from previous year	82.8%	Down from 84.6%	88.1%	86.4%
Teacher attendance rate	95.3%	Down from 96.2%	95.3%	94.9%
Average teacher salary	\$49,786	Up 5.1%	\$47,069	\$45,345
Classes not taught by highly qualified teachers	0.0%	No Change	0.0%	0.0%
School				
Principal's years at school	2.0	Up from 1.0	4.0	4.0
Student-teacher ratio in core subjects	20.7 to 1	Down from 22.4 to 1	20.5 to 1	18.5 to 1
Prime instructional time	91.4%	Down from 92.6%	90.4%	89.8%
Opportunities in the arts	Excellent	No Change	Good	Good
SACS accreditation	Yes	No Change	Yes	Yes
Character development program	Excellent	No Change	Excellent	Excellent
Dollars spent per pupil*	\$6,334	Up 3.0%	\$6,572	\$7,052
Percent of expenditures for instruction*	74.2%	Up from 73.9%	70.6%	69.1%
Percent of expenditures for teacher salaries*	70.3%	Down from 71.2%	66.7%	64.2%
% of AYP objectives met	80.8%		92.3%	85.7%

* Prior year audited financial data available.

EVALUATION RESULTS

	Teachers	Students*	Parents*
Number of surveys returned	66	290	231
Percent satisfied with learning environment	100.0%	98.3%	92.1%
Percent satisfied with social and physical environment	100.0%	98.3%	89.0%
Percent satisfied with school-home relations	98.5%	96.6%	82.1%

*Only students at the highest elementary school grade level at this school and their parents were included.

REPORT OF PRINCIPAL AND SCHOOL IMPROVEMENT COUNCIL

Dear Parents,

We are happy to report that this has been a productive and rewarding year at Berry Shoals Intermediate School. Our students continue to demonstrate excellence in academics, the performing and fine arts, and in service learning. Dedicated students, teachers, administrators, and parents shared the school's vision for learning with our theme "Focused on Learning – Take Two." As a result, innovation, active learning, and multiple enrichment opportunities are all part of the students lives at Berry Shoals.

We pride ourselves at Berry Shoals on being academically driven. Not only do we work hard to offer a rigorous curriculum that challenges every learner, but we also focus on teaching the whole child through enriching activities and service. As a result of our hard work, Berry Shoals was recognized by the South Carolina Department of Education as a Palmetto Silver Award Winner, receiving an absolute rating of Good and an improvement rating of Good on the school report card. This is the third straight year that Berry Shoals has increased student achievement. Berry Shoals was also recognized by the South Carolina Education Oversight Committee for accomplishments in Closing the Achievement Gap through exemplary 2007 PACT performance of historically underachieving students.

Berry Shoals continues to shine in the area of performing and fine arts. The Berry Shoals Honor Band and the Concert Festival Orchestra both received Superior Ratings at the South Carolina Band and Orchestra Directors Association Concert Festivals. More than 60 students in band and orchestra received Superior and Excellent Ratings at their Solo and Ensemble Festivals, and several of our students actually placed, through audition, into Region Band. Our drama and music students had numerous opportunities to shine throughout the year in some of the best performances ever. Walk through the building and you will see exceptional artwork created by our students and our teachers. The opportunities for our students in the performing and fine arts are truly amazing.

Berry Shoals is a leader in the area of service learning. This year, there were 6 hall service learning projects and 1 school-wide service learning project. Projects included: Read to Feed the Hungry, Classrooms Care with Scholastic Books, Habitat for Humanity, 2 Relay for Life projects, and Change for the Children. The school-wide project this year was Jump Rope for Heart, partnering with the American Heart Association. Our students donated almost 1600 books, 2,500 canned goods, helped purchase a "Vein Finder" for the Greenville Children's Hospital, and donated over \$18,000 to various charitable organizations! Service to the community is a very important part of the fabric and culture at Berry Shoals Intermediate School.

We will continue to strive to improve our overall student achievement and school success while working hard to meet the individual needs of the whole child.

Michael A. Powell, Principal
Ranae Jones, Chairman, SIC

Comprehensive detail, including definitions of rating, performance criteria, and explanations of status, is available on www.ed.sc.gov and www.eoc.sc.gov as well as school and school district websites.

Printed versions are available from school districts upon request.

Abbreviations Key

N/A Not Applicable N/AV Not Available N/C Not Collected N/R Not Reported I/S Insufficient Sample TBD To be determined

NI Newly Identified CSI Continuing School Improvement CA Corrective Action RP Plan to Restructure R Restructure DELAY School Improvement Status HOLD School Improvement Status