



SC Annual School Report Card Summary

Wellford Elementary
 Spartanburg 5
 Grades: PK-3 Enrollment: 651
 Principal: Angie Showalter
 Superintendent: Dr. Scott Turner
 Board Chair: Mr. Butch Coan

PERFORMANCE

Comprehensive detail, including definitions of ratings, performance criteria, and explanations of status, is available on www.ed.sc.gov and www.eoc.sc.gov as well as school and school district websites. Printed versions are available from school districts upon request.

YEAR	ABSOLUTE RATING	GROWTH RATING	PALMETTO GOLD/SILVER AWARD	AYP STATUS	NCLB IMPROVEMENT STATUS
2008	Good	Good	TBD	Met	N/A
2007	Average	Average	N/A	Met	N/A
2006	Average	Average	N/A	Met	N/A

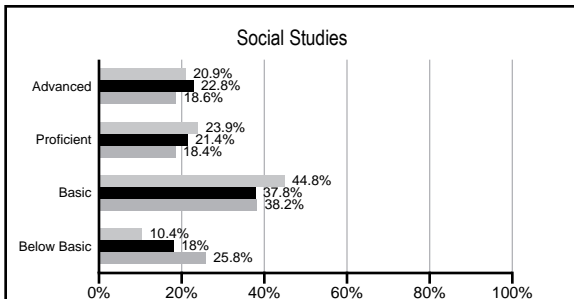
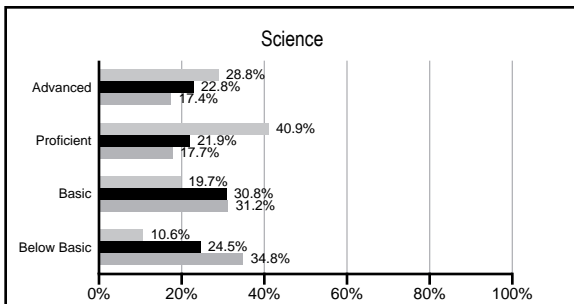
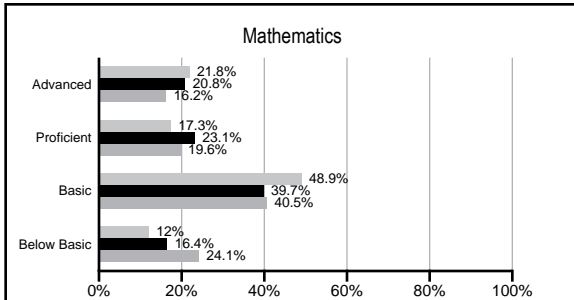
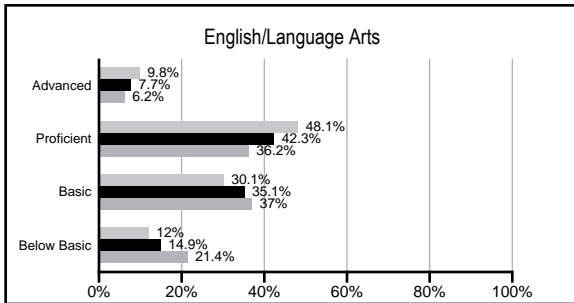
ABSOLUTE RATINGS OF ELEMENTARY SCHOOLS WITH STUDENTS LIKE OURS*

EXCELLENT	GOOD	AVERAGE	BELOW AVERAGE	AT-RISK
1	30	54	4	0

* Ratings are calculated with data available by 02/17/2009. Schools with Students like Ours are Elementary Schools with poverty indices of no more than 5% above or below the index for this school.

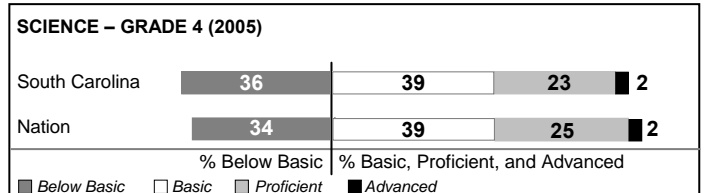

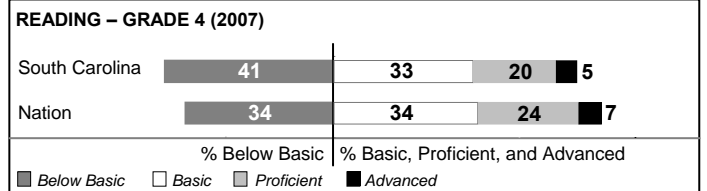
PACT PERFORMANCE

Our School
 Elementary Schools with Students Like Ours
 Elementary schools statewide



NAEP PERFORMANCE*

* Performance reported for SC and nation, data not available at school level. Percentages at NAEP Achievement Levels.



SC PERFORMANCE GOAL

2010 Goal:

By 2010, SC's student achievement will be ranked in the top half of the states nationally. To achieve this goal, we must become one of the fastest improving systems in the country.

2020 Goal: TBD

Abbreviations Key

N/A Not Applicable N/AV Not Available N/C Not Collected N/R Not Reported I/S Insufficient Sample TBD To be determined
 NI Newly Identified CSI Continuing School Improvement CA Corrective Action RP Plan to Restructure R Restructure DELAY School Improvement Status HOLD School Improvement Status

Wellford Elementary [Spartanburg 5]

SCHOOL PROFILE

	Our School	Change from Last Year	Elementary Schools with Students Like Ours	Median Elementary School
Students (n=651)				
Retention rate	1.6%	Down from 1.9%	2.2%	2.3%
Attendance rate	95.9%	No Change	96.4%	96.3%
Eligible for gifted and talented	12.6%	Up from 8.7%	12.7%	10.4%
With disabilities other than speech	4.6%	Down from 5.7%	7.5%	7.5%
Out-of-school suspensions or expulsions for violent &/or criminal offenses	0.0%	No Change	0.0%	0.0%
Teachers (n=48)				
Teachers with advanced degrees	60.4%	Up from 55.3%	55.5%	56.7%
Continuing contract teachers	68.8%	Up from 57.4%	78.5%	77.3%
Teachers with emergency or provisional certificates	0.0%	No Change	0.0%	0.0%
Teachers returning from previous year	80.0%	Up from 77.4%	88.2%	86.4%
Teacher attendance rate	93.8%	Down from 94.5%	94.9%	94.9%
Average teacher salary	\$42,569	Up 6.1%	\$45,419	\$45,345
Classes not taught by highly qualified teachers	0.0%	No Change	0.0%	0.0%
School				
Principal's years at school	1.0	Down from 12.0	4.0	4.0
Student-teacher ratio in core subjects	18.6 to 1	Up from 18.5 to 1	19.3 to 1	18.5 to 1
Prime instructional time	88.6%	Down from 89.5%	89.9%	89.8%
Opportunities in the arts	Good	No Change	Good	Good
SACS accreditation	Yes	No Change	Yes	Yes
Character development program	Excellent	Up from Good	Excellent	Excellent
Dollars spent per pupil*	\$6,355	Up 4.3%	\$6,403	\$7,052
Percent of expenditures for instruction*	75.2%	Up from 75.1%	69.5%	69.1%
Percent of expenditures for teacher salaries*	70.6%	No Change	65.3%	64.2%
% of AYP objectives met	100.0%		92.3%	85.7%

* Prior year audited financial data available.

EVALUATION RESULTS

	Teachers	Students*	Parents*
Number of surveys returned	47	123	97
Percent satisfied with learning environment	100.0%	89.3%	91.8%
Percent satisfied with social and physical environment	100.0%	86.7%	92.6%
Percent satisfied with school-home relations	97.9%	76.0%	87.6%

*Only students at the highest elementary school grade level at this school and their parents were included.

REPORT OF PRINCIPAL AND SCHOOL IMPROVEMENT COUNCIL

Wellford Elementary is home to a wonderful community of learners. This year, our theme, "Learning is Great; Let's Celebrate in 2007/2008!" was appropriate because we had much to celebrate. We were delighted to receive two prestigious awards. We were given the Palmetto Silver Award for improved academic achievement, and we also were honored with the Education Oversight's "Closing the Achievement Gap" Award for our success in English/Language Arts.

Our instructional priority this year was to implement "Learning Focused" strategies while mapping our curriculum and writing units in order to provide continuity to teachers and learners throughout our school and district. Teachers helped to create these units based on the South Carolina standards for learning. Our students benefited from the content in these units, and in turn, made great improvements on the Palmetto Achievement Challenge Test (PACT) and on the Measures of Academic Progress (MAP).

Furthermore, we continue our efforts to add technology to our school that will enhance the learning experience. Nine teachers received projectors and Interwrite tablets that aid instruction while benefiting students. Efforts persist to add this technology to each classroom in the school.

Our active PTA hosted and helped with many community events this year to enhance the educational experiences of our students. With their support, we continued our Fall Festival, Breakfast with Santa, Family Reading Night, and our Earth Day Celebration. In addition, we were pleased to introduce a Family Fitness Night where healthy habits were encouraged.

As our mission and beliefs state, "Children are our most important resource" at Wellford Elementary. We invite and encourage parents and community members to take an active role in our students' educational experiences.

Thank you for all you do to make our school great, and we look forward to working with you in the future!

Angie Showalter, Principal
Amanda Smith, SIC chairperson

Comprehensive detail, including definitions of rating, performance criteria, and explanations of status, is available on www.ed.sc.gov and www.eoc.sc.gov as well as school and school district websites.

Printed versions are available from school districts upon request.

Abbreviations Key

N/A Not Applicable N/AV Not Available N/C Not Collected N/R Not Reported I/S Insufficient Sample TBD To be determined

NI Newly Identified CSI Continuing School Improvement CA Corrective Action RP Plan to Restructure R Restructure DELAY School Improvement Status HOLD School Improvement Status