



SC Annual School Report Card Summary

Reidville Elementary
 Spartanburg 5
 Grades: PK-3 Enrollment: 451
 Principal: Elizabeth M. Sima
 Superintendent: Dr. Scott Turner
 Board Chair: Mr. Butch Coan

PERFORMANCE

Comprehensive detail, including definitions of ratings, performance criteria, and explanations of status, is available on www.ed.sc.gov and www.eoc.sc.gov as well as school and school district websites. Printed versions are available from school districts upon request.

YEAR	ABSOLUTE RATING	GROWTH RATING	PALMETTO GOLD/SILVER AWARD	AYP STATUS	NCLB IMPROVEMENT STATUS
2008	Average	Below Average	TBD	Met	N/A
2007	Good	At-Risk	Silver	Met	N/A
2006	Good	Good	N/A	Met	N/A

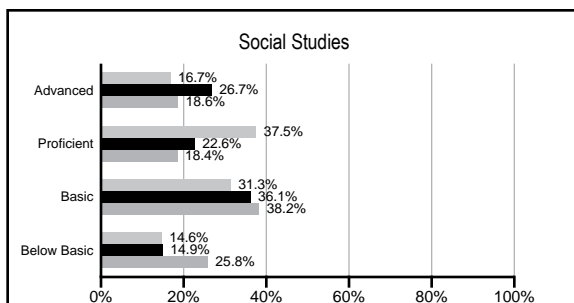
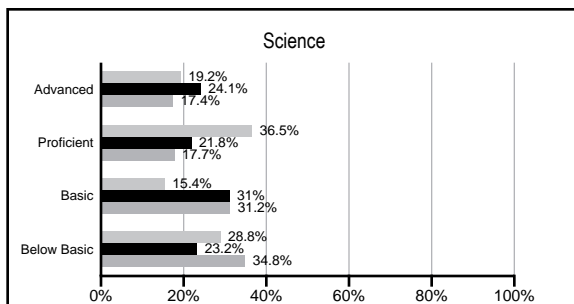
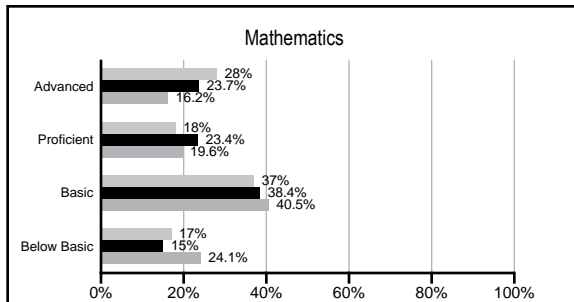
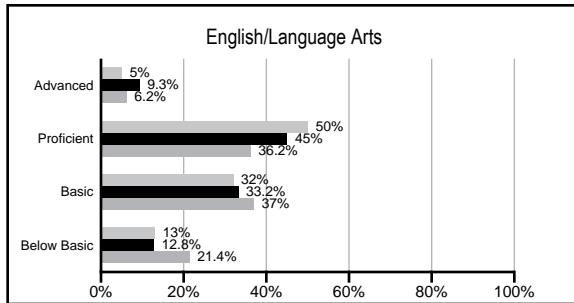
ABSOLUTE RATINGS OF ELEMENTARY SCHOOLS WITH STUDENTS LIKE OURS*

EXCELLENT	GOOD	AVERAGE	BELOW AVERAGE	AT-RISK
4	23	25	2	0

* Ratings are calculated with data available by 02/17/2009. Schools with Students like Ours are Elementary Schools with poverty indices of no more than 5% above or below the index for this school.


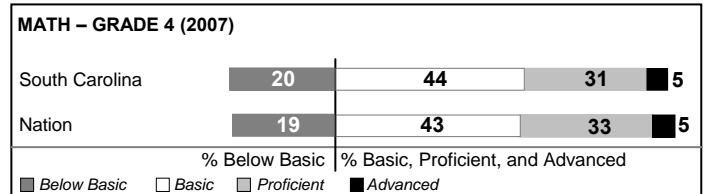
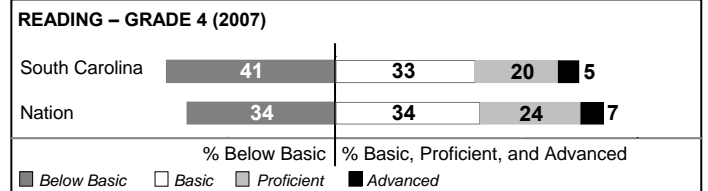
PACT PERFORMANCE

Our School
 Elementary Schools with Students Like Ours
 Elementary schools statewide



NAEP PERFORMANCE*

* Performance reported for SC and nation, data not available at school level. Percentages at NAEP Achievement Levels.



SC PERFORMANCE GOAL

2010 Goal:

By 2010, SC's student achievement will be ranked in the top half of the states nationally. To achieve this goal, we must become one of the fastest improving systems in the country.

2020 Goal: TBD

Abbreviations Key

N/A Not Applicable N/AV Not Available N/C Not Collected N/R Not Reported I/S Insufficient Sample TBD To be determined
 NI Newly Identified CSI Continuing School Improvement CA Corrective Action RP Plan to Restructure R Restructure DELAY School Improvement Status HOLD School Improvement Status

Reidville Elementary [Spartanburg 5]

SCHOOL PROFILE

	Our School	Change from Last Year	Elementary Schools with Students Like Ours	Median Elementary School
Students (n=451)				
Retention rate	3.6%	Up from 2.0%	1.6%	2.3%
Attendance rate	96.7%	Up from 96.5%	96.6%	96.3%
Eligible for gifted and talented	8.2%	Up from 8.1%	18.6%	10.4%
With disabilities other than speech	6.5%	Down from 7.1%	6.5%	7.5%
Out-of-school suspensions or expulsions for violent &/or criminal offenses	0.0%	No Change	0.0%	0.0%
Teachers (n=31)				
Teachers with advanced degrees	74.2%	Up from 67.7%	60.6%	56.7%
Continuing contract teachers	74.2%	No Change	80.0%	77.3%
Teachers with emergency or provisional certificates	0.0%	No Change	0.0%	0.0%
Teachers returning from previous year	92.1%	Up from 92.0%	87.5%	86.4%
Teacher attendance rate	96.3%	Up from 94.0%	95.1%	94.9%
Average teacher salary	\$47,450	Up 4.6%	\$46,799	\$45,345
Classes not taught by highly qualified teachers	0.0%	No Change	0.0%	0.0%
School				
Principal's years at school	3.0	Up from 2.0	3.0	4.0
Student-teacher ratio in core subjects	19.8 to 1	Up from 19.5 to 1	20.3 to 1	18.5 to 1
Prime instructional time	91.9%	Up from 89.2%	90.3%	89.8%
Opportunities in the arts	Good	No Change	Good	Good
SACS accreditation	Yes	No Change	Yes	Yes
Character development program	Excellent	No Change	Excellent	Excellent
Dollars spent per pupil*	\$7,231	Up 11.1%	\$6,689	\$7,052
Percent of expenditures for instruction*	70.2%	Up from 68.6%	70.6%	69.1%
Percent of expenditures for teacher salaries*	66.8%	Up from 66.1%	66.8%	64.2%
% of AYP objectives met	100.0%		92.0%	85.7%

* Prior year audited financial data available.

EVALUATION RESULTS

	Teachers	Students*	Parents*
Number of surveys returned	29	93	60
Percent satisfied with learning environment	100.0%	85.9%	90.0%
Percent satisfied with social and physical environment	96.6%	91.4%	96.6%
Percent satisfied with school-home relations	100.0%	88.2%	88.1%

*Only students at the highest elementary school grade level at this school and their parents were included.

REPORT OF PRINCIPAL AND SCHOOL IMPROVEMENT COUNCIL

Reidville Elementary School is located in one of Spartanburg's most rapidly growing communities. This year our school serves over four hundred and fifty students from grades K-4 through 3rd grade with a talented staff of over fifty-five. Our mission is to develop responsible lifelong learners by providing meaningful and positive educational experiences for students to reach their maximum potential in an ever-changing world.

Student achievement is prioritized as we use curriculum-based student learning maps. This year our teaching staff continues with implementation of learning-focused instruction – using research-based strategies that strengthen student achievement.

Learning opportunities at Reidville Elementary School are abundant for students and include uninterrupted reading and math blocks, REACH (Gifted/Talented), Creations (Gifted Art Program), Character Education, Reading Patch Club, Running Club, Drama Club, ESOL, Junior Achievement, Chorus, and other clubs. Student leadership is promoted through our school-wide student council, Wee Deliver Postal Service, Rocket Squad, Count on Me Service Learning Club, school store, Flag Bearers, our television Morning Show Crew, and the Friday Radio Show.

Staff, parents, community, and business partners are all stakeholders in our mission to ensure that all students achieve and are provided with challenging educational experiences. We share many community events, including our annual Fall Festival, Grits for Grandparents, Doughnuts for Dads, Muffins for Moms, Pastries for Pastors, Thanksgiving meal, SMART (Science/Math and Related Technology) Night, School-to-Work Career Day, the Order of the Quill, and our choral and drama productions.

Through the collaborative efforts of our students, faculty, parents, and community, we will continue to provide every child at Reidville Elementary School the best possible education in a warm, supportive, child-centered environment.

Elizabeth Sima, Principal
Dr. and Mrs. Ruffing, SIC Chairs

Comprehensive detail, including definitions of rating, performance criteria, and explanations of status, is available on www.ed.sc.gov and www.eoc.sc.gov as well as school and school district websites.

Printed versions are available from school districts upon request.

Abbreviations Key

N/A Not Applicable N/AV Not Available N/C Not Collected N/R Not Reported I/S Insufficient Sample TBD To be determined

NI Newly Identified CSI Continuing School Improvement CA Corrective Action RP Plan to Restructure R Restructure DELAY School Improvement Status HOLD School Improvement Status