



SC Annual School Report Card Summary

Woodruff Elementary
Spartanburg 4

Grades: 3-5

Enrollment: 670

Principal: Aaron Fulmer

Superintendent: Dr. W. Rallie Liston

Board Chair: Mr. Milton Smith

PERFORMANCE

Comprehensive detail, including definitions of ratings, performance criteria, and explanations of status, is available on www.ed.sc.gov and www.eoc.sc.gov as well as school and school district websites. Printed versions are available from school districts upon request.

YEAR	ABSOLUTE RATING	GROWTH RATING	PALMETTO GOLD/SILVER AWARD	AYP STATUS	NCLB IMPROVEMENT STATUS
2008	Average	Below Average	TBD	Not Met	N/A
2007	Average	Good	N/A	Not Met	N/A
2006	Average	Below Average	N/A	Met	N/A

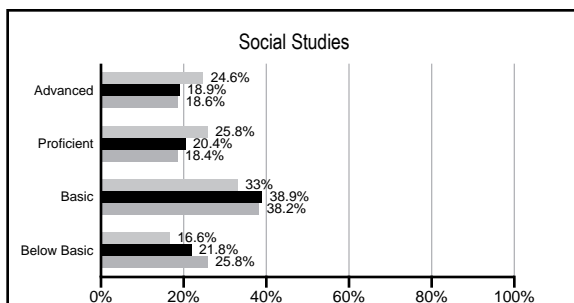
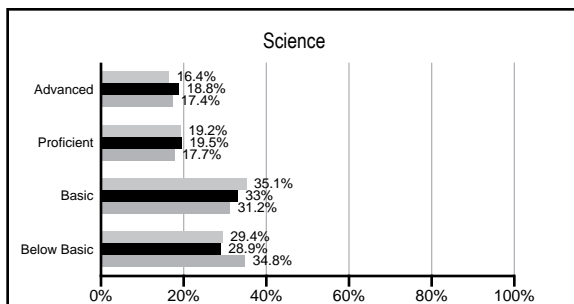
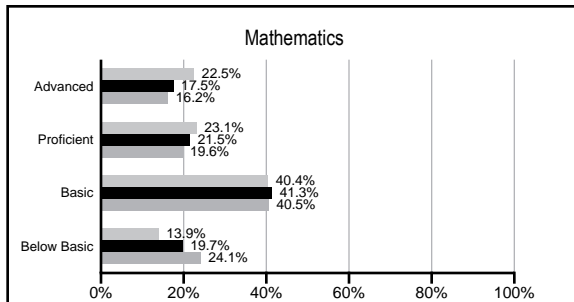
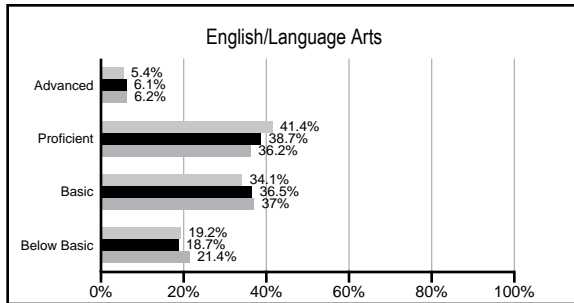
ABSOLUTE RATINGS OF ELEMENTARY SCHOOLS WITH STUDENTS LIKE OURS*

EXCELLENT	GOOD	AVERAGE	BELOW AVERAGE	AT-RISK
0	13	63	11	1

* Ratings are calculated with data available by 02/17/2009. Schools with Students like Ours are Elementary Schools with poverty indices of no more than 5% above or below the index for this school.


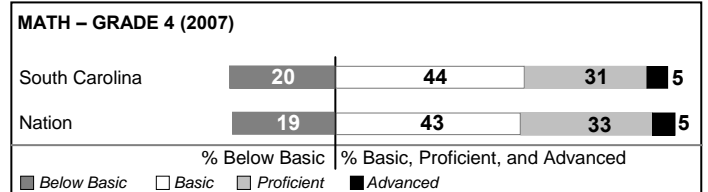
PACT PERFORMANCE

Our School Elementary Schools with Students Like Ours Elementary schools statewide



NAEP PERFORMANCE*

* Performance reported for SC and nation, data not available at school level. Percentages at NAEP Achievement Levels.



SC PERFORMANCE GOAL

2010 Goal:

By 2010, SC's student achievement will be ranked in the top half of the states nationally. To achieve this goal, we must become one of the fastest improving systems in the country.

2020 Goal: TBD

Abbreviations Key

N/A Not Applicable N/AV Not Available N/C Not Collected N/R Not Reported I/S Insufficient Sample TBD To be determined
NI Newly Identified CSI Continuing School Improvement CA Corrective Action RP Plan to Restructure R Restructure DELAY School Improvement Status HOLD School Improvement Status

Woodruff Elementary [Spartanburg 4]

SCHOOL PROFILE

	Our School	Change from Last Year	Elementary Schools with Students Like Ours	Median Elementary School
Students (n=670)				
Retention rate	0.6%	Down from 2.3%	2.3%	2.3%
Attendance rate	96.3%	Down from 96.4%	96.3%	96.3%
Eligible for gifted and talented	10.0%	Up from 9.2%	12.3%	10.4%
With disabilities other than speech	8.3%	Down from 8.8%	8.0%	7.5%
Out-of-school suspensions or expulsions for violent &/or criminal offenses	0.0%	No Change	0.0%	0.0%
Teachers (n=39)				
Teachers with advanced degrees	59.0%	Up from 57.5%	56.0%	56.7%
Continuing contract teachers	89.7%	Up from 85.0%	79.1%	77.3%
Teachers with emergency or provisional certificates	0.0%	No Change	0.0%	0.0%
Teachers returning from previous year	95.6%	Up from 93.7%	87.8%	86.4%
Teacher attendance rate	94.9%	Down from 96.8%	95.1%	94.9%
Average teacher salary	\$48,818	Up 7.6%	\$45,039	\$45,345
Classes not taught by highly qualified teachers	0.0%	Down from 1.7%	0.0%	0.0%
School				
Principal's years at school	2.0	Up from 1.0	3.0	4.0
Student-teacher ratio in core subjects	20.4 to 1	Down from 20.8 to 1	18.9 to 1	18.5 to 1
Prime instructional time	90.8%	Down from 92.7%	90.4%	89.8%
Opportunities in the arts	Good	No Change	Good	Good
SACS accreditation	Yes	No Change	Yes	Yes
Character development program	Excellent	No Change	Excellent	Excellent
Dollars spent per pupil*	\$6,343	Up 2.1%	\$6,470	\$7,052
Percent of expenditures for instruction*	61.4%	Down from 61.7%	69.8%	69.1%
Percent of expenditures for teacher salaries*	58.2%	Up from 57.6%	65.5%	64.2%
% of AYP objectives met	85.7%		89.5%	85.7%

* Prior year audited financial data available.

EVALUATION RESULTS

	Teachers	Students*	Parents*
Number of surveys returned	41	197	97
Percent satisfied with learning environment	95.1%	88.8%	93.7%
Percent satisfied with social and physical environment	100.0%	91.8%	93.8%
Percent satisfied with school-home relations	97.6%	91.8%	88.5%

*Only students at the highest elementary school grade level at this school and their parents were included.

REPORT OF PRINCIPAL AND SCHOOL IMPROVEMENT COUNCIL

Woodruff Elementary School welcomes you.

The faculty and staff join me in thanking each parent and student for an outstanding 2007-2008 school year.

It is our vision, at WES, to establish and maintain a learning environment that is strong in discipline and academically rigorous while maintaining a nurturing and caring atmosphere for the individual student. At WES we are firmly committed to providing our students an educational foundation that will prepare them for life in a democratic society.

In order to maximize student learning, WES offers a wide array of educational opportunities encompassing both the arts and academics. WES provides additional after school instruction in both music and art to students who have a strong interest. Another way WES helps every student achieve to his or her potential is through the afterschool Focus Program. The Focus Program is a free enrichment program focusing on Math and Language Arts. Over 200 students faithfully participated in this academically rigorous program during the spring semester. This year, the state of South Carolina recognized the extraordinary efforts of Woodruff Elementary's students and faculty with the Palmetto Silver Award for achieving outstanding scores on the 2006-2007 PACT.

Woodruff Elementary School is a very special place to work and learn. The feeling of community and support that is so evident in the school flows from the greater Woodruff community. The families of our students, parents, and teachers live and work together, and as a result the home/school ties are strong. Woodruff Elementary School is grateful for the support it receives from the community.

Aaron D. Fulmer, Principal, Woodruff Elementary School

Comprehensive detail, including definitions of rating, performance criteria, and explanations of status, is available on www.ed.sc.gov and www.eoc.sc.gov as well as school and school district websites.

Printed versions are available from school districts upon request.

Abbreviations Key

N/A Not Applicable N/AV Not Available N/C Not Collected N/R Not Reported I/S Insufficient Sample TBD To be determined

NI Newly Identified CSI Continuing School Improvement CA Corrective Action RP Plan to Restructure R Restructure DELAY School Improvement Status HOLD School Improvement Status