



SC Annual School Report Card Summary

Carlisle-Foster's Grove Elementary
Spartanburg 2
Grades: PK-4 Enrollment: 554
Principal: Nicha Jordan
Superintendent: Dr. Scott Mercer
Board Chair: Mr. Danny J. McDowell

PERFORMANCE

Comprehensive detail, including definitions of ratings, performance criteria, and explanations of status, is available on www.ed.sc.gov and www.eoc.sc.gov as well as school and school district websites. Printed versions are available from school districts upon request.

YEAR	ABSOLUTE RATING	GROWTH RATING	PALMETTO GOLD/SILVER AWARD	AYP STATUS	NCLB IMPROVEMENT STATUS
2008	Good	Average	TBD	Met	N/A
2007	Good	Good	N/A	Met	N/A
2006	Good	At-Risk	N/A	Met	N/A

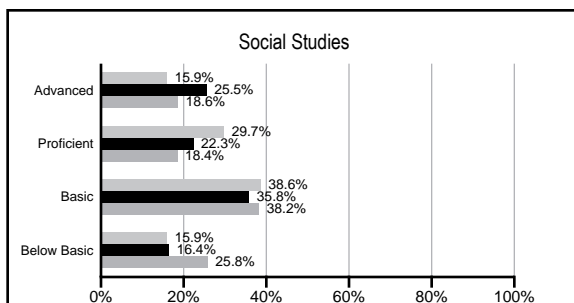
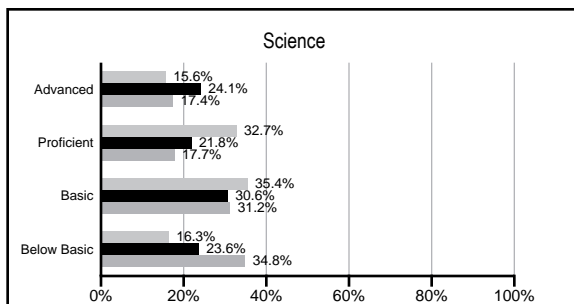
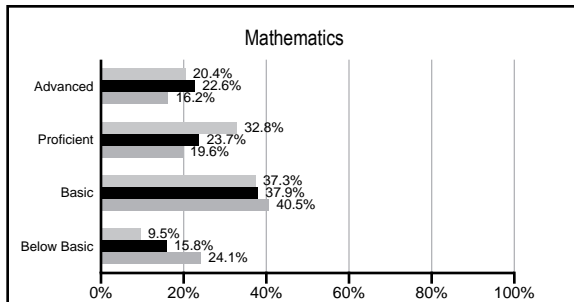
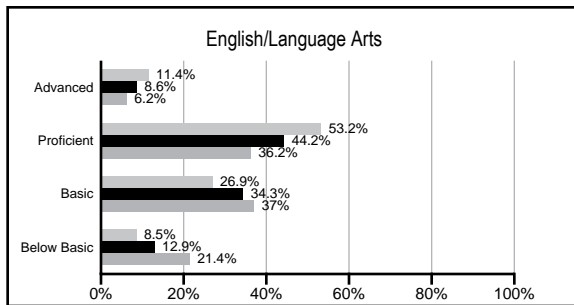
ABSOLUTE RATINGS OF ELEMENTARY SCHOOLS WITH STUDENTS LIKE OURS*

EXCELLENT	GOOD	AVERAGE	BELOW AVERAGE	AT-RISK
4	26	40	1	0

* Ratings are calculated with data available by 02/17/2009. Schools with Students like Ours are Elementary Schools with poverty indices of no more than 5% above or below the index for this school.

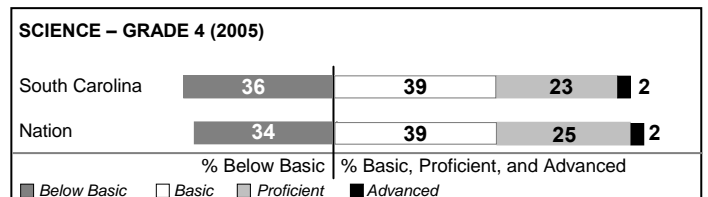
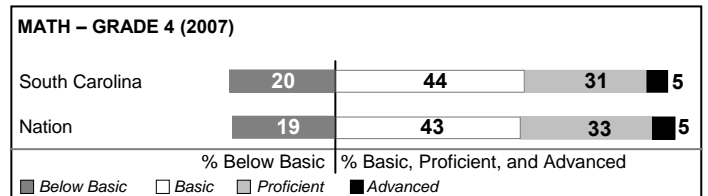

PACT PERFORMANCE

Our School
 Elementary Schools with Students Like Ours
 Elementary schools statewide



NAEP PERFORMANCE*

* Performance reported for SC and nation, data not available at school level. Percentages at NAEP Achievement Levels.



SC PERFORMANCE GOAL

2010 Goal:

By 2010, SC's student achievement will be ranked in the top half of the states nationally. To achieve this goal, we must become one of the fastest improving systems in the country.

2020 Goal: TBD

Abbreviations Key

N/A Not Applicable N/AV Not Available N/C Not Collected N/R Not Reported I/S Insufficient Sample TBD To be determined
 NI Newly Identified CSI Continuing School Improvement CA Corrective Action RP Plan to Restructure R Restructure DELAY School Improvement Status HOLD School Improvement Status

Carlisle-Foster's Grove Elementary [Spartanburg 2]

SCHOOL PROFILE

	Our School	Change from Last Year	Elementary Schools with Students Like Ours	Median Elementary School
Students (n=554)				
Retention rate	0.6%	No Change	1.8%	2.3%
Attendance rate	96.3%	No Change	96.5%	96.3%
Eligible for gifted and talented	10.5%	Up from 8.6%	17.7%	10.4%
With disabilities other than speech	5.5%	Up from 3.0%	6.6%	7.5%
Out-of-school suspensions or expulsions for violent &/or criminal offenses	0.0%	No Change	0.0%	0.0%
Teachers (n=33)				
Teachers with advanced degrees	69.7%	Up from 66.7%	60.5%	56.7%
Continuing contract teachers	78.8%	Down from 81.8%	80.0%	77.3%
Teachers with emergency or provisional certificates	0.0%	No Change	0.0%	0.0%
Teachers returning from previous year	87.0%	Down from 88.7%	87.9%	86.4%
Teacher attendance rate	93.0%	Down from 94.2%	94.9%	94.9%
Average teacher salary	\$49,062	Up 5.9%	\$46,714	\$45,345
Classes not taught by highly qualified teachers	4.9%	Up from 2.4%	0.0%	0.0%
School				
Principal's years at school	13.0	Up from 12.0	3.0	4.0
Student-teacher ratio in core subjects	18.7 to 1	Down from 19.1 to 1	19.6 to 1	18.5 to 1
Prime instructional time	87.8%	Down from 88.7%	90.2%	89.8%
Opportunities in the arts	Good	No Change	Good	Good
SACS accreditation	Yes	No Change	Yes	Yes
Character development program	Excellent	No Change	Excellent	Excellent
Dollars spent per pupil*	\$6,488	Up 17.2%	\$6,488	\$7,052
Percent of expenditures for instruction*	64.1%	Down from 66.9%	69.9%	69.1%
Percent of expenditures for teacher salaries*	60.3%	Down from 63.4%	66.6%	64.2%
% of AYP objectives met	100.0%		90.5%	85.7%

* Prior year audited financial data available.

EVALUATION RESULTS

	Teachers	Students*	Parents*
Number of surveys returned	28	89	71
Percent satisfied with learning environment	96.4%	85.4%	83.1%
Percent satisfied with social and physical environment	100.0%	86.4%	80.0%
Percent satisfied with school-home relations	92.6%	86.2%	72.9%

*Only students at the highest elementary school grade level at this school and their parents were included.

REPORT OF PRINCIPAL AND SCHOOL IMPROVEMENT COUNCIL

Carlisle-Foster's Grove Elementary had a successful 2007-2008 school year. During the year, the school met 13 out of 13 objectives for Adequate Yearly Progress (AYP) with our tested grades and subgroups under the No Child Left Behind Guidelines. We received the Palmetto Silver Award from the South Carolina Department of Education for significant academic achievement and improvement on the 2007 PACT. For the second year, CFG received the Closing the Achievement Gap award from the S.C. Education Oversight Committee. In addition, our school received accreditation from the Southern Association of Colleges and Schools.

Academic achievement is a major priority at CFG as we provide a safe, caring, and child-centered learning environment. To improve student learning, the increased use of technology has expanded opportunities for student interaction in instruction, enrichment, and assessment. ActivBoards were utilized in most classrooms. Odyssey and other software programs were utilized for enrichment in the instructional program. Measures of Academic Progress (MAP) test results were analyzed in kindergarten through fourth grade. These results allowed teachers to provide appropriate instruction for all students. The 100 Book Challenge program continues to promote extensive reading at school and at home by providing a variety of genres and quality literature at all reading levels. Twenty percent of students exceeded the school goal for the number of steps read in the 100 Book Challenge program.

Health and fitness were emphasized as students, parents, and faculty participated in school-wide events and activities. A school-wide Health Fair brought students, parents, and the community together. School service projects ensured involvement as we supported our military troops and community affiliations.

Our qualified and dedicated faculty works diligently to provide students with educational experiences that reach beyond the classroom. Mrs. Donna Tuck was voted Teacher of the Year. Two teachers received their National Board Certification status. Eight teachers were awarded grants totaling over \$20,000 for our school.

Dedicated teachers, parents, and community members continue to strive toward excellence for the students of Carlisle-Foster's Grove. Parental involvement and support remains strong as we work together to provide meaningful learning experiences for our students.

Nicha Jordan, Principal
Carolyn Wall, School Improvement Chairperson

Comprehensive detail, including definitions of rating, performance criteria, and explanations of status, is available on www.ed.sc.gov and www.eoc.sc.gov as well as school and school district websites.

Printed versions are available from school districts upon request.

Abbreviations Key

N/A Not Applicable N/AV Not Available N/C Not Collected N/R Not Reported I/S Insufficient Sample TBD To be determined
NI Newly Identified CSI Continuing School Improvement CA Corrective Action RP Plan to Restructure R Restructure DELAY School Improvement Status HOLD School Improvement Status