



SC Annual School Report Card Summary

Mayo Elementary
Spartanburg 2
Grades: PK-5 Enrollment: 317
Principal: William A. Browning
Superintendent: Dr. Scott Mercer
Board Chair: Mr. Danny J. McDowell

PERFORMANCE

Comprehensive detail, including definitions of ratings, performance criteria, and explanations of status, is available on www.ed.sc.gov and www.eoc.sc.gov as well as school and school district websites. Printed versions are available from school districts upon request.

YEAR	ABSOLUTE RATING	GROWTH RATING	PALMETTO GOLD/SILVER AWARD	AYP STATUS	NCLB IMPROVEMENT STATUS
2008	Average	At-Risk	TBD	Not Met	N/A
2007	Average	Below Average	Silver	Met	N/A
2006	Good	Good	N/A	Met	N/A

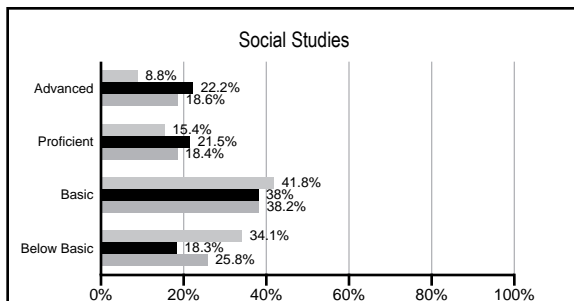
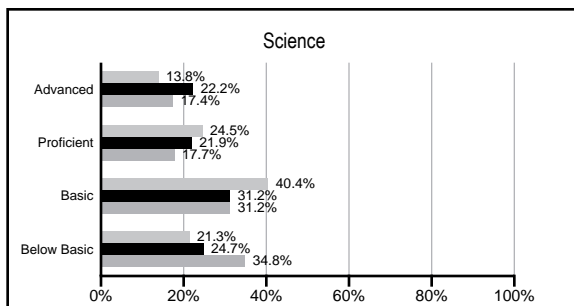
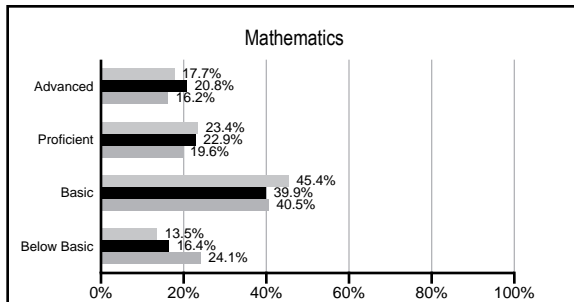
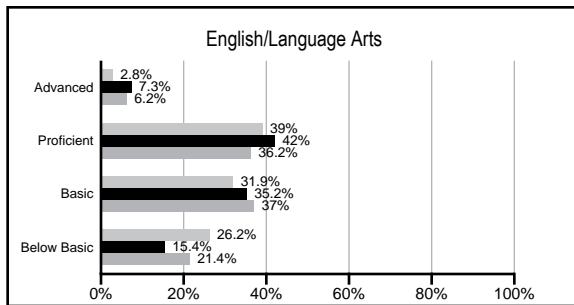
ABSOLUTE RATINGS OF ELEMENTARY SCHOOLS WITH STUDENTS LIKE OURS*

EXCELLENT	GOOD	AVERAGE	BELOW AVERAGE	AT-RISK
1	29	56	4	0

* Ratings are calculated with data available by 02/17/2009. Schools with Students like Ours are Elementary Schools with poverty indices of no more than 5% above or below the index for this school.


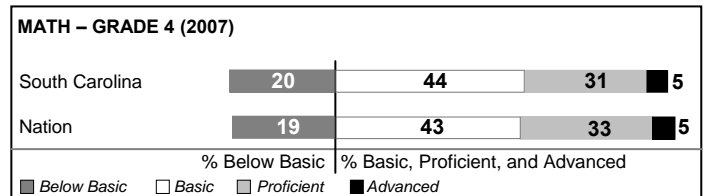
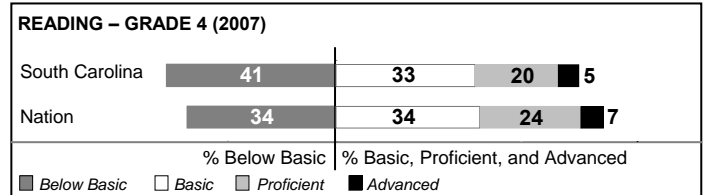
PACT PERFORMANCE

Our School
 Elementary Schools with Students Like Ours
 Elementary schools statewide



NAEP PERFORMANCE*

* Performance reported for SC and nation, data not available at school level. Percentages at NAEP Achievement Levels.



SC PERFORMANCE GOAL

2010 Goal:
By 2010, SC's student achievement will be ranked in the top half of the states nationally. To achieve this goal, we must become one of the fastest improving systems in the country.

2020 Goal: TBD

Abbreviations Key

N/A Not Applicable N/AV Not Available N/C Not Collected N/R Not Reported I/S Insufficient Sample TBD To be determined
 NI Newly Identified CSI Continuing School Improvement CA Corrective Action RP Plan to Restructure R Restructure DELAY School Improvement Status HOLD School Improvement Status

Mayo Elementary [Spartanburg 2]

SCHOOL PROFILE

	Our School	Change from Last Year	Elementary Schools with Students Like Ours	Median Elementary School
Students (n=317)				
Retention rate	1.9%	Down from 2.0%	2.2%	2.3%
Attendance rate	96.1%	Up from 96.0%	96.4%	96.3%
Eligible for gifted and talented	7.9%	Up from 7.6%	14.6%	10.4%
With disabilities other than speech	8.6%	Up from 7.9%	7.0%	7.5%
Out-of-school suspensions or expulsions for violent &/or criminal offenses	0.0%	No Change	0.0%	0.0%
Teachers (n=20)				
Teachers with advanced degrees	50.0%	No Change	57.1%	56.7%
Continuing contract teachers	70.0%	Up from 55.0%	79.5%	77.3%
Teachers with emergency or provisional certificates	0.0%	No Change	0.0%	0.0%
Teachers returning from previous year	98.0%	Up from 96.0%	89.2%	86.4%
Teacher attendance rate	93.9%	Up from 93.7%	94.9%	94.9%
Average teacher salary	\$49,208	Up 6.9%	\$46,070	\$45,345
Classes not taught by highly qualified teachers	0.0%	No Change	0.0%	0.0%
School				
Principal's years at school	33.0	Up from 32.0	5.0	4.0
Student-teacher ratio in core subjects	18.2 to 1	Up from 16.6 to 1	19.3 to 1	18.5 to 1
Prime instructional time	89.2%	Up from 88.4%	90.2%	89.8%
Opportunities in the arts	Good	No Change	Good	Good
SACS accreditation	Yes	No Change	Yes	Yes
Character development program	Excellent	No Change	Excellent	Excellent
Dollars spent per pupil*	\$7,289	Up 4.3%	\$6,412	\$7,052
Percent of expenditures for instruction*	59.5%	Down from 61.0%	69.6%	69.1%
Percent of expenditures for teacher salaries*	54.7%	Down from 58.0%	65.7%	64.2%
% of AYP objectives met	92.3%		92.3%	85.7%

* Prior year audited financial data available.

EVALUATION RESULTS

	Teachers	Students*	Parents*
Number of surveys returned	19	58	34
Percent satisfied with learning environment	100.0%	93.1%	97.1%
Percent satisfied with social and physical environment	100.0%	87.5%	91.2%
Percent satisfied with school-home relations	100.0%	93.1%	100.0%

*Only students at the highest elementary school grade level at this school and their parents were included.

REPORT OF PRINCIPAL AND SCHOOL IMPROVEMENT COUNCIL

Mayo Elementary School was recognized by the South Carolina Education Oversight Committee as one of 141 out of 920 schools in the state for closing the achievement gap through exemplary PACT performance. The Honorable Mark Sanford, Governor of South Carolina, has recognized Mayo Elementary School as a 100% Governor's Reading Honor Roll school. Our student 100 Book Challenge goal for the school year was achieved.

Our instructional program is incorporating new technology in all homeroom classes with the purchase of Promethean Boards. These boards provide improved student interaction and immediate assessment of instruction. ActivBoard training was provided for teachers. Additional "Math Out of the Box" kits have expanded hands-on inquiry-based instruction with the guidance and assistance of our Math coach. The Literacy coach provided teacher training in leveled instruction with new reading materials.

Our PTO has purchased a bright new marquee to be installed this summer. The continuous support of our school programs by our parents and volunteers is a source of strength to our community.

Student Achievement for the 2007-2008 school year was as follows:

- 85% of our students in grades 3-5 scored at or above the state standard on the 2007 Palmetto Achievement Challenge Test (PACT) in English/Language Arts and Mathematics.
- 10% of our students received Perfect Attendance Awards.
- 21% of our students made the "A" Honor Roll.
- 20% of our students made the "A-B" Honor Roll.
- 24% of our fifth grade students received the Presidential Award for Academic Excellence.
- 34% of our fifth grade students received the Presidential Award for Academic Achievement.

Our school received a Certificate of Appreciation from the United States Marine Corps for participating in the "Operation Rudolph" program that sent over 3,000 boxes of personal supplies to our service men and women in Iraq.

William A. Browning, Principal
Donna Birch, School Improvement Council Chairperson

Comprehensive detail, including definitions of rating, performance criteria, and explanations of status, is available on www.ed.sc.gov and www.eoc.sc.gov as well as school and school district websites.

Printed versions are available from school districts upon request.

Abbreviations Key

N/A Not Applicable N/AV Not Available N/C Not Collected N/R Not Reported I/S Insufficient Sample TBD To be determined

NI Newly Identified CSI Continuing School Improvement CA Corrective Action RP Plan to Restructure R Restructure DELAY School Improvement Status HOLD School Improvement Status