



SC Annual School Report Card Summary

Inman Intermediate

Spartanburg 1

Grades: 4-6

Enrollment: 342

Principal: Debbie Wright

Superintendent: Dr. Jimmy Littlefield

Board Chair: Mr. Michael Smith

PERFORMANCE

Comprehensive detail, including definitions of ratings, performance criteria, and explanations of status, is available on www.ed.sc.gov and www.eoc.sc.gov as well as school and school district websites. Printed versions are available from school districts upon request.

YEAR	ABSOLUTE RATING	GROWTH RATING	PALMETTO GOLD/SILVER AWARD	AYP STATUS	NCLB IMPROVEMENT STATUS
2008	Average	Below Average	TBD	Not Met	N/A
2007	N/A	N/A	N/A	N/A	N/A
2006	N/A	N/A	N/A	N/A	N/A

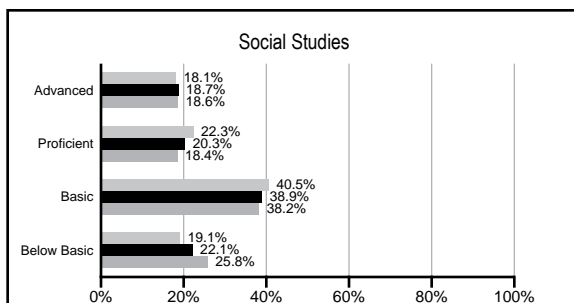
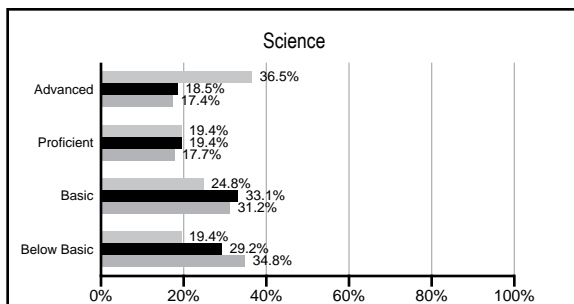
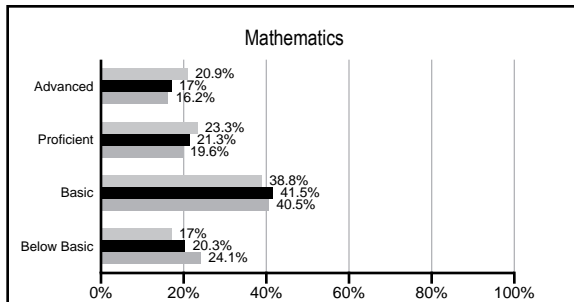
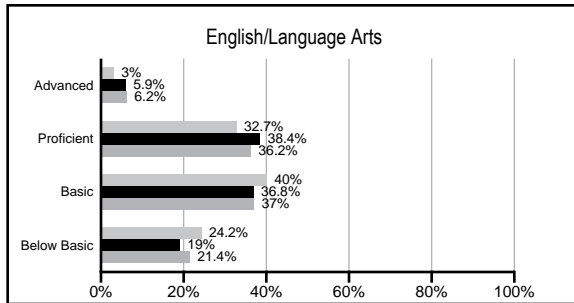
ABSOLUTE RATINGS OF ELEMENTARY SCHOOLS WITH STUDENTS LIKE OURS*

EXCELLENT	GOOD	AVERAGE	BELOW AVERAGE	AT-RISK
0	12	64	12	1

* Ratings are calculated with data available by 02/17/2009. Schools with Students like Ours are Elementary Schools with poverty indices of no more than 5% above or below the index for this school.


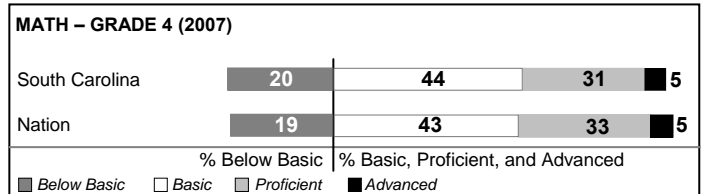
PACT PERFORMANCE

Our School
 Elementary Schools with Students Like Ours
 Elementary schools statewide



NAEP PERFORMANCE*

* Performance reported for SC and nation, data not available at school level. Percentages at NAEP Achievement Levels.



SC PERFORMANCE GOAL

2010 Goal:

By 2010, SC's student achievement will be ranked in the top half of the states nationally. To achieve this goal, we must become one of the fastest improving systems in the country.

2020 Goal: TBD

Abbreviations Key

N/A Not Applicable N/AV Not Available N/C Not Collected N/R Not Reported I/S Insufficient Sample TBD To be determined
 NI Newly Identified CSI Continuing School Improvement CA Corrective Action RP Plan to Restructure R Restructure DELAY School Improvement Status HOLD School Improvement Status

Inman Intermediate [Spartanburg 1]

SCHOOL PROFILE

	Our School	Change from Last Year	Elementary Schools with Students Like Ours	Median Elementary School
Students (n=342)				
Retention rate	0.6%	N/A	2.3%	2.3%
Attendance rate	96.5%	N/A	96.3%	96.3%
Eligible for gifted and talented	10.6%	N/A	12.1%	10.4%
With disabilities other than speech	14.4%	N/A	8.2%	7.5%
Out-of-school suspensions or expulsions for violent &/or criminal offenses	0.0%	N/R	0.0%	0.0%
Teachers (n=21)				
Teachers with advanced degrees	57.1%	N/A	56.3%	56.7%
Continuing contract teachers	76.2%	N/A	78.7%	77.3%
Teachers with emergency or provisional certificates	0.0%	N/A	0.0%	0.0%
Teachers returning from previous year	N/A	N/A	87.4%	86.4%
Teacher attendance rate	94.3%	N/R	95.3%	94.9%
Average teacher salary	\$44,388	I/S	\$45,236	\$45,345
Classes not taught by highly qualified teachers	4.8%	N/A	0.0%	0.0%
School				
Principal's years at school	1.0	N/R	3.0	4.0
Student-teacher ratio in core subjects	22.4 to 1	N/R	18.7 to 1	18.5 to 1
Prime instructional time	90.1%	N/R	90.2%	89.8%
Opportunities in the arts	Good	N/R	Good	Good
SACS accreditation	Yes	N/R	Yes	Yes
Character development program	Below Average	N/R	Excellent	Excellent
Dollars spent per pupil*	N/A	N/A	\$6,520	\$7,052
Percent of expenditures for instruction*	N/A	N/A	69.1%	69.1%
Percent of expenditures for teacher salaries*	N/A	N/A	65.5%	64.2%
% of AYP objectives met	76.2%		88.2%	85.7%

* Prior year audited financial data available.

EVALUATION RESULTS

	Teachers	Students*	Parents*
Number of surveys returned	25	118	79
Percent satisfied with learning environment	96.0%	88.0%	88.5%
Percent satisfied with social and physical environment	100.0%	80.5%	83.3%
Percent satisfied with school-home relations	96.0%	81.4%	84.8%

*Only students at the highest elementary school grade level at this school and their parents were included.

REPORT OF PRINCIPAL AND SCHOOL IMPROVEMENT COUNCIL

Students and faculty at Inman Intermediate School hit a homerun this year as we celebrated our theme, "Building a Winning Team." Faculty, students, parents, and community members each had a part in making the first year of Inman Intermediate School a success. The transition from Inman Elementary School to Inman Intermediate School has been a smooth one as all stakeholders worked together to make our vision a reality. Inman Intermediate has continued the strong academic tradition from Inman Elementary School. IIS is committed to using data such as PACT, MAP (Measure of Academic Progress), benchmark testing, and Dominion Assessments in Language Arts to drive our instruction. Teachers are "Kid Watchers" and plan instruction on a daily basis that meets the individual needs of each student. This data analysis was used to form small literacy groups and math focus groups to meet the needs of our students.

Our science coach, math coach, and literacy facilitator support teachers through embedded staff development in research-based best practices in instruction. One hundred percent of our faculty has been involved in an SCRI study course taught at IIS by our academic coaches and literacy facilitator. This course allowed teachers to work on assessments and standards-based instruction. The use of Math Out of the Box and Investigations encourages students to become active participants in the mathematical process. Science instruction is enhanced by the use of inquiry-based science kits and science notebooking. In order to effectively cover the social studies standards, English language arts and social studies are heavily integrated. The use of Reader's and Writer's Workshop allows language arts teachers to form flexible small groups where students can read "just right books," learn important comprehension strategies, and have powerful conversations about what they read and write.

Our 21st century afterschool and summer program, in its fourth year, meets the academic, social, emotional, and physical needs of over 40 qualifying students. In accordance with the Economic and Education Development Act (EEDA), a trained career Development Facilitator provides an emphasis on awareness of careers in all grade levels.

IIS was selected as a SC Red Carpet School in recognition of our customer service and family-friendly environment. The National School Public Relations Association also recognized IIS this year for our outstanding website. Our mission at Inman Intermediate School is "to develop responsible citizens and future leaders through acceptance, high expectations, and personal pride, building a safe, productive, nurturing environment uniting family, community, and school." The faculty and staff of IIS invite you to take an active part in your child's education and join us in fulfilling our mission for the students of Inman Intermediate School.

Debbie Wright, Principal
Sharon Downey, SIC Chairperson

Comprehensive detail, including definitions of rating, performance criteria, and explanations of status, is available on www.ed.sc.gov and www.eoc.sc.gov as well as school and school district websites.

Printed versions are available from school districts upon request.

Abbreviations Key

N/A Not Applicable N/AV Not Available N/C Not Collected N/R Not Reported I/S Insufficient Sample TBD To be determined

NI Newly Identified CSI Continuing School Improvement CA Corrective Action RP Plan to Restructure R Restructure DELAY School Improvement Status HOLD School Improvement Status