



SC Annual School Report Card Summary

Holly Springs-Motlow Elementary
Spartanburg 1
Grades: PK-6 Enrollment: 397
Principal: William Ott Sizemore
Superintendent: Dr. Jimmy Littlefield
Board Chair: Mr. Michael Smith

PERFORMANCE

Comprehensive detail, including definitions of ratings, performance criteria, and explanations of status, is available on www.ed.sc.gov and www.eoc.sc.gov as well as school and school district websites. Printed versions are available from school districts upon request.

YEAR	ABSOLUTE RATING	GROWTH RATING	PALMETTO GOLD/SILVER AWARD	AYP STATUS	NCLB IMPROVEMENT STATUS
2008	Good	Below Average	TBD	Met	N/A
2007	Good	Below Average	Silver	Met	N/A
2006	Good	Good	N/A	Met	N/A

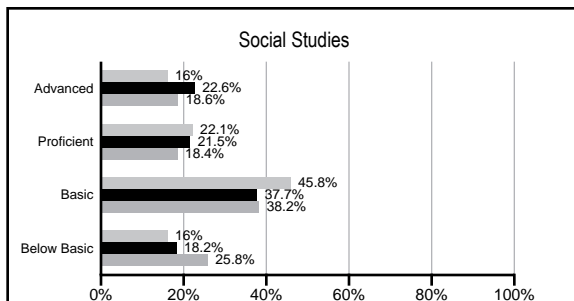
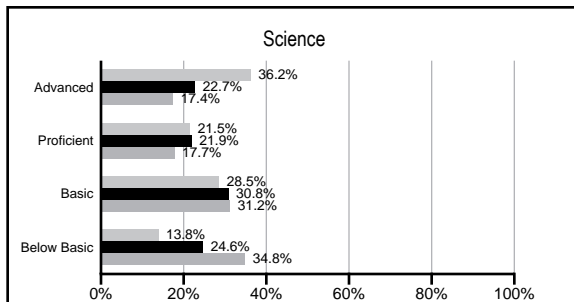
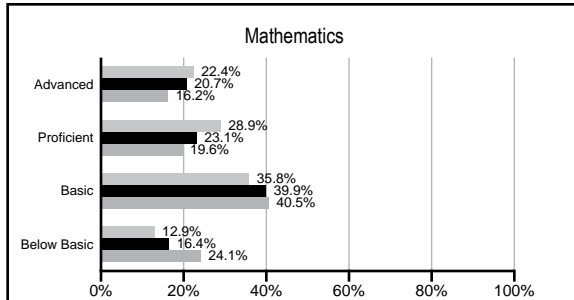
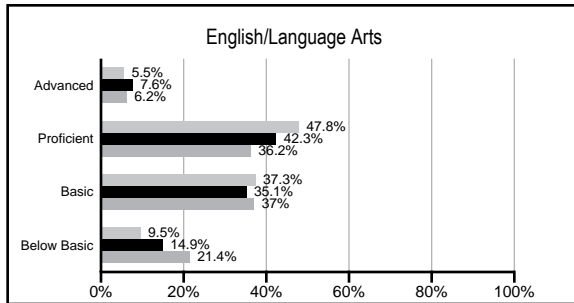
ABSOLUTE RATINGS OF ELEMENTARY SCHOOLS WITH STUDENTS LIKE OURS*

EXCELLENT	GOOD	AVERAGE	BELOW AVERAGE	AT-RISK
1	30	55	4	0

* Ratings are calculated with data available by 02/17/2009. Schools with Students like Ours are Elementary Schools with poverty indices of no more than 5% above or below the index for this school.

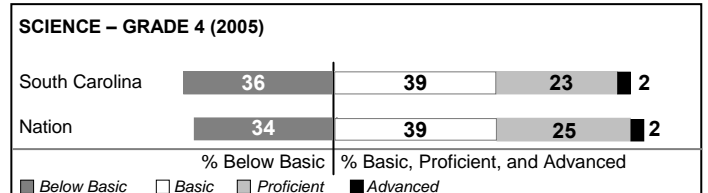
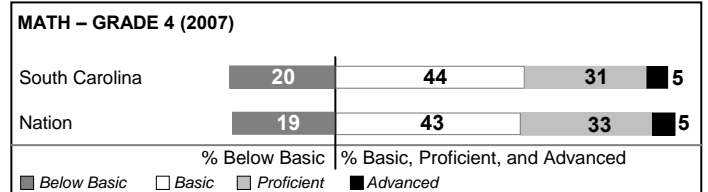
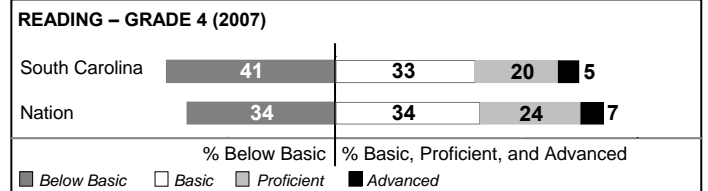
PACT PERFORMANCE

Our School
 Elementary Schools with Students Like Ours
 Elementary schools statewide



NAEP PERFORMANCE*

* Performance reported for SC and nation, data not available at school level. Percentages at NAEP Achievement Levels.



SC PERFORMANCE GOAL

2010 Goal:

By 2010, SC's student achievement will be ranked in the top half of the states nationally. To achieve this goal, we must become one of the fastest improving systems in the country.

2020 Goal: TBD

Abbreviations Key

N/A Not Applicable N/AV Not Available N/C Not Collected N/R Not Reported I/S Insufficient Sample TBD To be determined
 NI Newly Identified CSI Continuing School Improvement CA Corrective Action RP Plan to Restructure R Restructure DELAY School Improvement Status HOLD School Improvement Status

Holly Springs-Motlow Elementary [Spartanburg 1]

SCHOOL PROFILE

	Our School	Change from Last Year	Elementary Schools with Students Like Ours	Median Elementary School
Students (n=397)				
Retention rate	2.6%	Down from 3.7%	2.1%	2.3%
Attendance rate	96.4%	Up from 96.0%	96.4%	96.3%
Eligible for gifted and talented	15.3%	Up from 14.1%	12.5%	10.4%
With disabilities other than speech	8.3%	Down from 10.6%	7.6%	7.5%
Out-of-school suspensions or expulsions for violent &/or criminal offenses	0.0%	No Change	0.0%	0.0%
Teachers (n=29)				
Teachers with advanced degrees	69.0%	Up from 65.4%	56.0%	56.7%
Continuing contract teachers	93.1%	Up from 84.6%	77.7%	77.3%
Teachers with emergency or provisional certificates	0.0%	No Change	0.0%	0.0%
Teachers returning from previous year	92.2%	Up from 88.9%	88.0%	86.4%
Teacher attendance rate	95.8%	Up from 95.2%	95.0%	94.9%
Average teacher salary	\$48,154	Up 4.3%	\$45,339	\$45,345
Classes not taught by highly qualified teachers	0.0%	No Change	0.0%	0.0%
School				
Principal's years at school	23.0	Up from 22.0	4.0	4.0
Student-teacher ratio in core subjects	23.8 to 1	Up from 13.9 to 1	19.2 to 1	18.5 to 1
Prime instructional time	91.2%	Up from 89.8%	90.3%	89.8%
Opportunities in the arts	Excellent	Up from Good	Good	Good
SACS accreditation	Yes	No Change	Yes	Yes
Character development program	Excellent	No Change	Excellent	Excellent
Dollars spent per pupil*	\$6,455	Down 2.4%	\$6,441	\$7,052
Percent of expenditures for instruction*	67.0%	Up from 66.8%	70.0%	69.1%
Percent of expenditures for teacher salaries*	65.7%	Up from 65.1%	65.5%	64.2%
% of AYP objectives met	100.0%		89.5%	85.7%

* Prior year audited financial data available.

REPORT OF PRINCIPAL AND SCHOOL IMPROVEMENT COUNCIL

On behalf of the faculty, staff, and administration of Holly Springs-Motlow Elementary School, I would like to express my appreciation to each of you for the support you have given HSM during the 2007-2008 school year. It is indeed a pleasure to be associated with such a great school and community. Through the combined efforts of our school and community, HSM has been an award-winning school in several venues. We will continue this effort in the coming academic year with an even greater concentration on early literacy. IBM was a business partner with us for the second year.

As always, a safe and secure environment that focuses on student achievement and personal integrity remains the priority at Holly Springs-Motlow Elementary. HSM boasts a highly qualified faculty that works hard in the improvement process to align all activities with the mission of the school.

We know that students' achievement, short and long-term, is directly related with the participation of parents in their children's education. Thank you once again for your support.

David Craft, Principal
Shannon Bradley, SIC Chair

EVALUATION RESULTS

	Teachers	Students*	Parents*
Number of surveys returned	27	43	38
Percent satisfied with learning environment	100.0%	95.2%	97.3%
Percent satisfied with social and physical environment	100.0%	100.0%	89.2%
Percent satisfied with school-home relations	100.0%	95.3%	81.6%

*Only students at the highest elementary school grade level at this school and their parents were included.

Comprehensive detail, including definitions of rating, performance criteria, and explanations of status, is available on www.ed.sc.gov and www.eoc.sc.gov as well as school and school district websites.

Printed versions are available from school districts upon request.

Abbreviations Key

N/A Not Applicable N/AV Not Available N/C Not Collected N/R Not Reported I/S Insufficient Sample TBD To be determined
NI Newly Identified CSI Continuing School Improvement CA Corrective Action RP Plan to Restructure R Restructure DELAY School Improvement Status HOLD School Improvement Status