



SC Annual School Report Card Summary

O P Earle Elementary
 Spartanburg 1
 Grades: PK-5 Enrollment: 542
 Principal: Nita H. High
 Superintendent: Dr. Jimmy Littlefield
 Board Chair: Mr. Michael Smith

PERFORMANCE

Comprehensive detail, including definitions of ratings, performance criteria, and explanations of status, is available on www.ed.sc.gov and www.eoc.sc.gov as well as school and school district websites. Printed versions are available from school districts upon request.

YEAR	ABSOLUTE RATING	GROWTH RATING	PALMETTO GOLD/SILVER AWARD	AYP STATUS	NCLB IMPROVEMENT STATUS
2008	Average	At-Risk	TBD	Not Met	CSI
2007	Average	Good	N/A	Not Met	N/A
2006	Good	Below Average	N/A	Not Met	NI

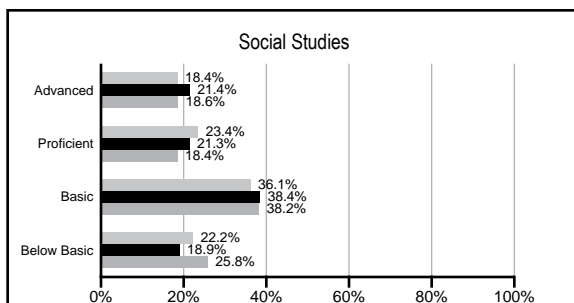
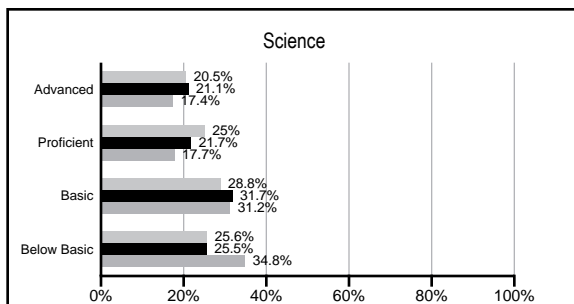
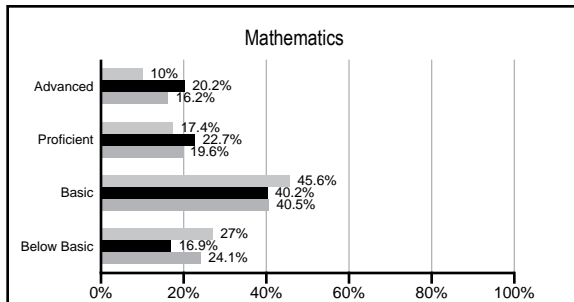
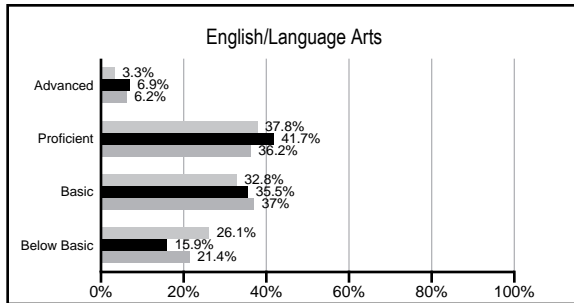
ABSOLUTE RATINGS OF ELEMENTARY SCHOOLS WITH STUDENTS LIKE OURS*

EXCELLENT	GOOD	AVERAGE	BELOW AVERAGE	AT-RISK
0	26	53	5	0

* Ratings are calculated with data available by 02/17/2009. Schools with Students like Ours are Elementary Schools with poverty indices of no more than 5% above or below the index for this school.

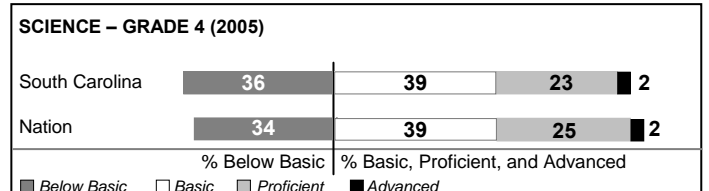
PACT PERFORMANCE

Our School Elementary Schools with Students Like Ours Elementary schools statewide



NAEP PERFORMANCE*

* Performance reported for SC and nation, data not available at school level. Percentages at NAEP Achievement Levels.



SC PERFORMANCE GOAL

2010 Goal:
 By 2010, SC's student achievement will be ranked in the top half of the states nationally. To achieve this goal, we must become one of the fastest improving systems in the country.

2020 Goal: TBD

Abbreviations Key

N/A Not Applicable N/AV Not Available N/C Not Collected N/R Not Reported I/S Insufficient Sample TBD To be determined
 NI Newly Identified CSI Continuing School Improvement CA Corrective Action RP Plan to Restructure R Restructure DELAY School Improvement Status HOLD School Improvement Status

O P Earle Elementary [Spartanburg 1]

SCHOOL PROFILE

	Our School	Change from Last Year	Elementary Schools with Students Like Ours	Median Elementary School
Students (n=542)				
Retention rate	0.9%	Up from 0.6%	2.1%	2.3%
Attendance rate	96.1%	Up from 95.8%	96.4%	96.3%
Eligible for gifted and talented	10.1%	Down from 11.9%	14.7%	10.4%
With disabilities other than speech	7.6%	Down from 8.8%	7.0%	7.5%
Out-of-school suspensions or expulsions for violent &/or criminal offenses	0.0%	No Change	0.0%	0.0%
Teachers (n=39)				
Teachers with advanced degrees	53.8%	Up from 51.2%	58.5%	56.7%
Continuing contract teachers	82.1%	Down from 85.4%	79.4%	77.3%
Teachers with emergency or provisional certificates	0.0%	No Change	0.0%	0.0%
Teachers returning from previous year	87.0%	Down from 87.9%	89.2%	86.4%
Teacher attendance rate	94.3%	Down from 95.0%	94.9%	94.9%
Average teacher salary	\$46,464	Up 4.3%	\$46,279	\$45,345
Classes not taught by highly qualified teachers	0.0%	No Change	0.0%	0.0%
School				
Principal's years at school	8.0	Up from 7.0	4.5	4.0
Student-teacher ratio in core subjects	19.4 to 1	Up from 18.9 to 1	19.4 to 1	18.5 to 1
Prime instructional time	89.3%	Down from 89.9%	90.2%	89.8%
Opportunities in the arts	Good	No Change	Good	Good
SACS accreditation	Yes	No Change	Yes	Yes
Character development program	Excellent	No Change	Excellent	Excellent
Dollars spent per pupil*	\$6,988	Up 5.4%	\$6,448	\$7,052
Percent of expenditures for instruction*	68.7%	Up from 63.4%	69.3%	69.1%
Percent of expenditures for teacher salaries*	66.4%	Up from 63.0%	65.5%	64.2%
% of AYP objectives met	76.5%		92.3%	85.7%

* Prior year audited financial data available.

EVALUATION RESULTS

	Teachers	Students*	Parents*
Number of surveys returned	33	74	68
Percent satisfied with learning environment	96.9%	85.1%	83.6%
Percent satisfied with social and physical environment	100.0%	87.7%	87.9%
Percent satisfied with school-home relations	100.0%	87.8%	85.3%

*Only students at the highest elementary school grade level at this school and their parents were included.

REPORT OF PRINCIPAL AND SCHOOL IMPROVEMENT COUNCIL

Dear Parents:

During the 2007-08 school year, O.P. Earle students performed well academically, participated in services to the community, and demonstrated their interest and ability in art activities. Our school received grants from a variety of organizations, including a grant to serve four year old "at risk" students in a full-day program. Our students and staff participated in fundraising for the Ronald McDonald House, Relay for Life, and March of Dimes. Our school raised over \$8000 for Relay for Life. Again, our school's Veteran's Day program was a large community event that allowed our students and staff to recognize and thank our area veterans.

The arts are a significant educational component at our school and are considered to be an integral aspect of our students' school life. Our music program includes an Honors Chorus, drum, guitar, recorder, and dulcimer performing groups. Students gifted in art participate in Studio art classes, and students gifted in writing are inducted into the Writer's Guild. Student artwork is displayed throughout the school and in the community. Our school held a "Spring Sampler" that highlighted students' and teachers' visual artwork, musical talent, and writing ability. We continued to offer a number of successful co-curricular programs for our students, including Foothills Running Club, Tattle Tales (a storytelling club), and Click Club (a student technology group). Our school recently received a Project Fit America grant and will serve as the pilot school in SC for this fitness and nutrition program. Many art programs were supported by the local public library and other local organizations such as the Laurel Lake Music Society.

We had overwhelming parent participation in our annual Family Breakfast, Thanksgiving Dinner, 5th grade Celebration, kindergarten graduation, and School Picnic. Student-Led Conferences continue to be a vital part of our parent communication program. Our school's PTO has been an active group raising thousands of dollars to support student activities and instruction. Our school boasts more than 200 adult volunteers. Parent workshops were offered for parents of rising 1st graders and rising K5 students. The media center held a "Donuts for Dads" and "Muffins for Moms" time that parents could read with their children.

Teachers participated in a variety of staff development opportunities, including a book study group. Our teachers continued to work toward advanced degrees, received grants, and were presenters at local and state professional conferences. Our art teacher was a presenter at the National Art Educators Conference in New Orleans. A fourth grade teacher was recognized as the State and National VFW Citizenship Educator of the Year. Our school has participated in the MSU's math/science instructional coaching initiative for six years. Our coaches provided intensive staff development for all teachers.

The O.P. Earle faculty is committed to offering the best educational opportunities, a safe learning environment, and a warm, family atmosphere for our students.

Comprehensive detail, including definitions of rating, performance criteria, and explanations of status, is available on www.ed.sc.gov and www.eoc.sc.gov as well as school and school district websites.

Printed versions are available from school districts upon request.

Abbreviations Key

N/A Not Applicable N/AV Not Available N/C Not Collected N/R Not Reported I/S Insufficient Sample TBD To be determined

NI Newly Identified CSI Continuing School Improvement CA Corrective Action RP Plan to Restructure R Restructure DELAY School Improvement Status HOLD School Improvement Status