



SC Annual School Report Card Summary

Campobello-Gramling School
Spartanburg 1
Grades: PK-8 Enrollment: 701
Principal: John Hodge
Superintendent: Dr. Jimmy Littlefield
Board Chair: Mr. Michael Smith

PERFORMANCE

Comprehensive detail, including definitions of ratings, performance criteria, and explanations of status, is available on www.ed.sc.gov and www.eoc.sc.gov as well as school and school district websites. Printed versions are available from school districts upon request.

YEAR	ABSOLUTE RATING	GROWTH RATING	PALMETTO GOLD/SILVER AWARD	AYP STATUS	NCLB IMPROVEMENT STATUS
2008	Average	At-Risk	TBD	Not Met	N/A
2007	Good	At-Risk	Silver	Met	N/A
2006	Good	Good	N/A	Not Met	CSI

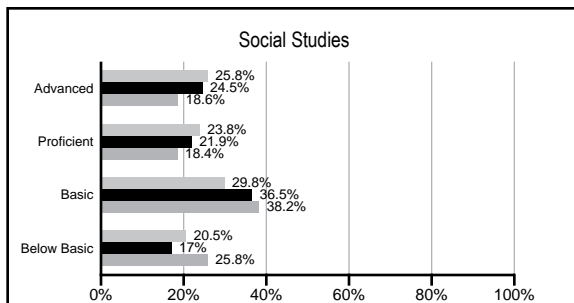
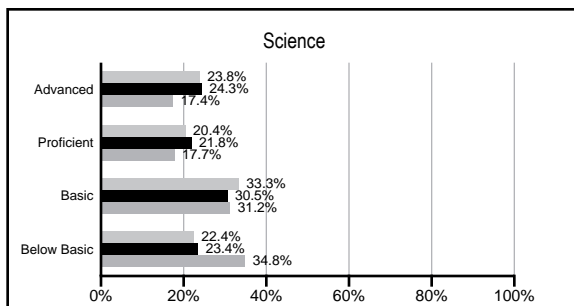
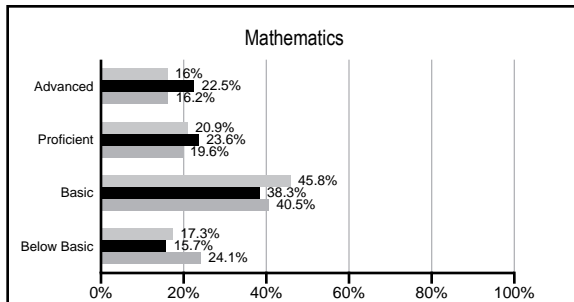
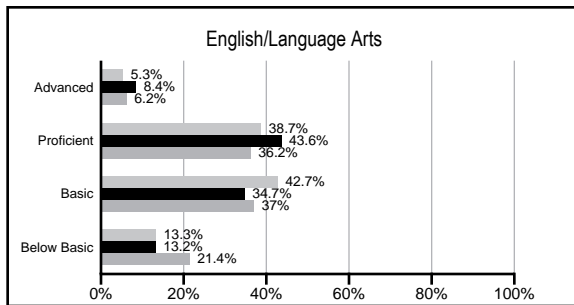
ABSOLUTE RATINGS OF ELEMENTARY SCHOOLS WITH STUDENTS LIKE OURS*

EXCELLENT	GOOD	AVERAGE	BELOW AVERAGE	AT-RISK
4	31	51	1	0

* Ratings are calculated with data available by 02/17/2009. Schools with Students like Ours are Elementary Schools with poverty indices of no more than 5% above or below the index for this school.


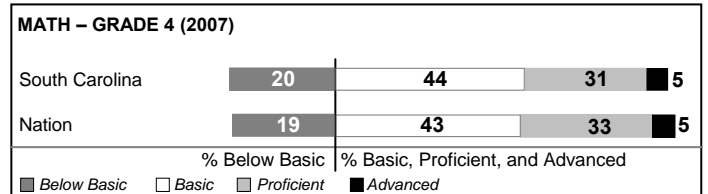
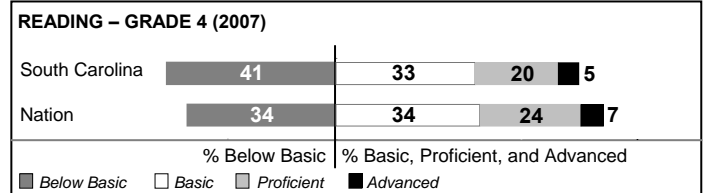
PACT PERFORMANCE

Our School
 Elementary Schools with Students Like Ours
 Elementary schools statewide



NAEP PERFORMANCE*

* Performance reported for SC and nation, data not available at school level. Percentages at NAEP Achievement Levels.



SC PERFORMANCE GOAL

2010 Goal:

By 2010, SC's student achievement will be ranked in the top half of the states nationally. To achieve this goal, we must become one of the fastest improving systems in the country.

2020 Goal: TBD

Abbreviations Key

N/A Not Applicable N/AV Not Available N/C Not Collected N/R Not Reported I/S Insufficient Sample TBD To be determined
 NI Newly Identified CSI Continuing School Improvement CA Corrective Action RP Plan to Restructure R Restructure DELAY School Improvement Status HOLD School Improvement Status

Campobello-Gramling School [Spartanburg 1]

SCHOOL PROFILE

	Our School	Change from Last Year	Elementary Schools with Students Like Ours	Median Elementary School
Students (n=701)				
Retention rate	0.6%	Down from 1.2%	1.8%	2.3%
Attendance rate	96.4%	Up from 96.3%	96.5%	96.3%
Eligible for gifted and talented	22.5%	Down from 26.8%	16.7%	10.4%
With disabilities other than speech	7.5%	Down from 11.0%	6.5%	7.5%
Out-of-school suspensions or expulsions for violent &/or criminal offenses	0.1%	Up from 0.0%	0.0%	0.0%
Teachers (n=47)				
Teachers with advanced degrees	68.1%	Up from 63.8%	60.7%	56.7%
Continuing contract teachers	87.2%	Down from 89.4%	80.6%	77.3%
Teachers with emergency or provisional certificates	0.0%	No Change	0.0%	0.0%
Teachers returning from previous year	90.4%	Down from 93.9%	88.8%	86.4%
Teacher attendance rate	94.7%	Down from 97.2%	94.8%	94.9%
Average teacher salary	\$48,941	Up 6.6%	\$46,809	\$45,345
Classes not taught by highly qualified teachers	0.0%	No Change	0.0%	0.0%
School				
Principal's years at school	2.0	Up from 1.0	5.0	4.0
Student-teacher ratio in core subjects	21.3 to 1	Up from 19.8 to 1	19.5 to 1	18.5 to 1
Prime instructional time	90.3%	Down from 93.0%	89.8%	89.8%
Opportunities in the arts	Good	No Change	Good	Good
SACS accreditation	Yes	No Change	Yes	Yes
Character development program	Good	No Change	Excellent	Excellent
Dollars spent per pupil*	\$6,744	Down 0%	\$6,545	\$7,052
Percent of expenditures for instruction*	68.1%	Down from 69.7%	69.5%	69.1%
Percent of expenditures for teacher salaries*	66.6%	Down from 68.0%	66.4%	64.2%
% of AYP objectives met	76.5%		92.3%	85.7%

* Prior year audited financial data available.

EVALUATION RESULTS

	Teachers	Students*	Parents*
Number of surveys returned	33	142	104
Percent satisfied with learning environment	93.9%	92.2%	91.3%
Percent satisfied with social and physical environment	100.0%	89.4%	94.1%
Percent satisfied with school-home relations	100.0%	89.4%	89.1%

*Only students at the highest elementary school grade level at this school and their parents were included.

REPORT OF PRINCIPAL AND SCHOOL IMPROVEMENT COUNCIL

We at Campobello Gramling School are very proud of the achievements of our faculty and students this year. Academically, eleven students were recognized as South Carolina Junior Scholars, and three students were selected to attend the Scholars Academy program at the University of South Carolina Upstate for the 2008-2009 school year. In addition, one hundred percent of the 8th grade Algebra 1 class passed the End of Course testing.

The Guidance Department Continued the Terrific Kids program, which is sponsored by the Spartanburg Kiwanis Club. Every nine weeks 32 students were recognized for being Terrific Kids. This year over 128 students received this honor. We also had over 100 middle school students participate in job shadowing in February.

Students at Campobello Gramling School participated in several service projects this year. The school raised over \$5,000 for Relay for Life, and over \$1500 was raised for Pennies for Patients. The Beta Club sponsored four afternoon clean-up days at Campobello Gramling School, and over 30 students participated each time.

Areas of special emphasis this year included increased parental and community involvement as part of our School Improvement Council and PTO Meetings, as well as our continuing effort to implement our school (SACS) goals. Campobello Gramling School's SACS goals have been identified as follows: Improving School Communication, Improving Student Achievement for all Students, and Enhancing Staff Development to Improve Instructional Effectiveness. The teachers, staff, and community members meet quarterly to discuss, revise, design, and implement strategies to address these goals. It is our commitment to continue to do so for the success of our students and Campobello Gramling School.

Sincerely,

John M. Hodge
Principal

Comprehensive detail, including definitions of rating, performance criteria, and explanations of status, is available on www.ed.sc.gov and www.eoc.sc.gov as well as school and school district websites.

Printed versions are available from school districts upon request.

Abbreviations Key

N/A Not Applicable N/AV Not Available N/C Not Collected N/R Not Reported I/S Insufficient Sample TBD To be determined

NI Newly Identified CSI Continuing School Improvement CA Corrective Action RP Plan to Restructure R Restructure DELAY School Improvement Status HOLD School Improvement Status