



# SC Annual School Report Card Summary

Hollywood Elementary

Saluda

Grades: K-5

Enrollment: 368

Principal: Tammie Shore

Superintendent: Dr. David Mathis

Board Chair: Ben Harrison

## PERFORMANCE

Comprehensive detail, including definitions of ratings, performance criteria, and explanations of status, is available on [www.ed.sc.gov](http://www.ed.sc.gov) and [www.eoc.sc.gov](http://www.eoc.sc.gov) as well as school and school district websites. Printed versions are available from school districts upon request.

YEAR	ABSOLUTE RATING	GROWTH RATING	PALMETTO GOLD/SILVER AWARD	AYP STATUS	NCLB IMPROVEMENT STATUS
2008	Average	Good	TBD	Not Met	N/A
2007	Average	Below Average	N/A	Met	N/A
2006	Average	At-Risk	Silver	Met	N/A

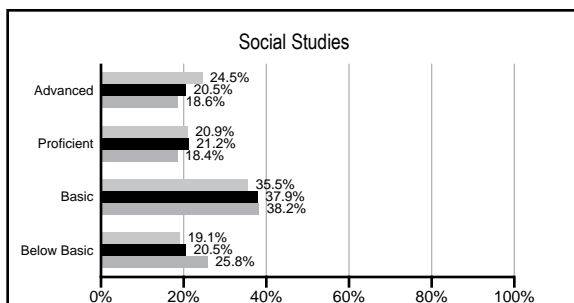
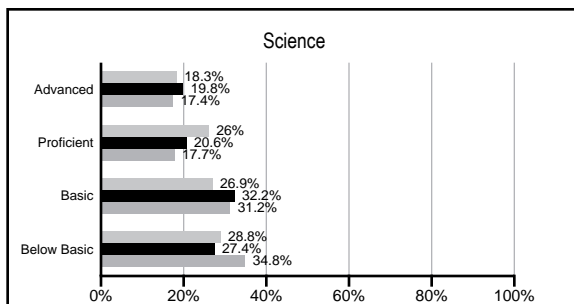
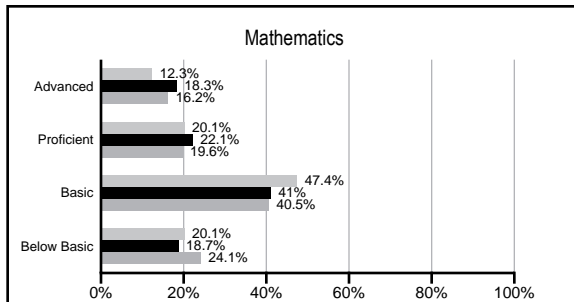
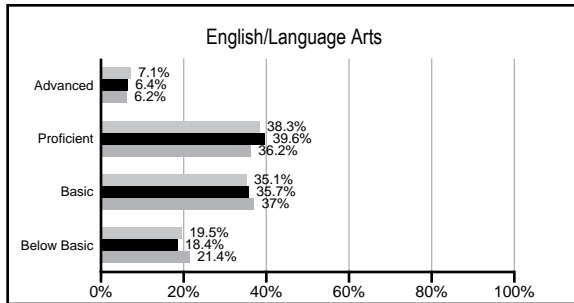
## ABSOLUTE RATINGS OF ELEMENTARY SCHOOLS WITH STUDENTS LIKE OURS\*

EXCELLENT	GOOD	AVERAGE	BELOW AVERAGE	AT-RISK
0	14	60	5	1

\* Ratings are calculated with data available by 02/17/2009. Schools with Students like Ours are Elementary Schools with poverty indices of no more than 5% above or below the index for this school.

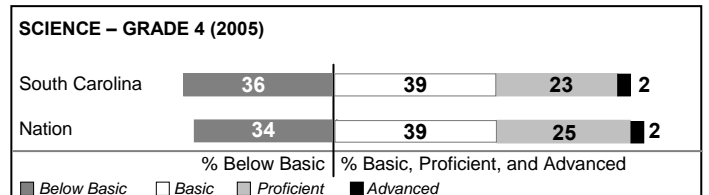
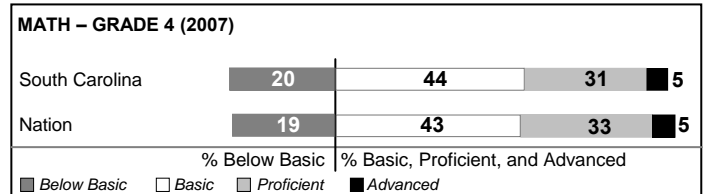
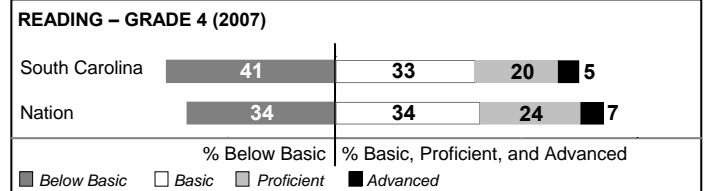
## PACT PERFORMANCE

Our School
  Elementary Schools with Students Like Ours
  Elementary schools statewide



## NAEP PERFORMANCE\*

\* Performance reported for SC and nation, data not available at school level. Percentages at NAEP Achievement Levels.



## SC PERFORMANCE GOAL

2010 Goal:

*By 2010, SC's student achievement will be ranked in the top half of the states nationally. To achieve this goal, we must become one of the fastest improving systems in the country.*

2020 Goal: TBD

### Abbreviations Key

N/A Not Applicable N/AV Not Available N/C Not Collected N/R Not Reported I/S Insufficient Sample TBD To be determined  
 NI Newly Identified CSI Continuing School Improvement CA Corrective Action RP Plan to Restructure R Restructure DELAY School Improvement Status HOLD School Improvement Status

# Hollywood Elementary [Saluda]

## SCHOOL PROFILE

	Our School	Change from Last Year	Elementary Schools with Students Like Ours	Median Elementary School
<b>Students (n=368)</b>				
Retention rate	2.7%	Down from 5.0%	2.3%	2.3%
Attendance rate	96.2%	Up from 95.8%	96.3%	96.3%
Eligible for gifted and talented	14.0%	Up from 13.1%	12.3%	10.4%
With disabilities other than speech	4.0%	Down from 5.0%	8.1%	7.5%
Out-of-school suspensions or expulsions for violent &/or criminal offenses	0.0%	No Change	0.0%	0.0%
<b>Teachers (n=26)</b>				
Teachers with advanced degrees	50.0%	Down from 54.2%	55.8%	56.7%
Continuing contract teachers	69.2%	Down from 75.0%	78.9%	77.3%
Teachers with emergency or provisional certificates	0.0%	No Change	0.0%	0.0%
Teachers returning from previous year	88.0%	Up from 87.8%	87.9%	86.4%
Teacher attendance rate	94.4%	Down from 95.7%	95.2%	94.9%
Average teacher salary	\$41,651	Up 7.1%	\$45,036	\$45,345
Classes not taught by highly qualified teachers	0.0%	No Change	0.0%	0.0%
<b>School</b>				
Principal's years at school	6.0	Up from 2.0	3.0	4.0
Student-teacher ratio in core subjects	18.5 to 1	Up from 18.2 to 1	18.9 to 1	18.5 to 1
Prime instructional time	89.6%	Down from 90.4%	90.5%	89.8%
Opportunities in the arts	Good	No Change	Good	Good
SACS accreditation	Yes	No Change	Yes	Yes
Character development program	Good	Up from Average	Excellent	Excellent
Dollars spent per pupil*	\$6,164	Down 12.5%	\$6,479	\$7,052
Percent of expenditures for instruction*	60.8%	Down from 63.7%	69.7%	69.1%
Percent of expenditures for teacher salaries*	58.5%	Down from 61.0%	65.4%	64.2%
% of AYP objectives met	84.6%		89.5%	85.7%

\* Prior year audited financial data available.

## EVALUATION RESULTS

	Teachers	Students*	Parents*
Number of surveys returned	28	46	38
Percent satisfied with learning environment	100.0%	82.6%	89.5%
Percent satisfied with social and physical environment	100.0%	93.5%	89.5%
Percent satisfied with school-home relations	96.4%	80.4%	83.3%

\*Only students at the highest elementary school grade level at this school and their parents were included.

## REPORT OF PRINCIPAL AND SCHOOL IMPROVEMENT COUNCIL

The mission of Hollywood Elementary school (HES) is to academically prepare all students while providing a safe and supportive environment. This mission can and will be achieved by creating a high-performance learning culture where innovative teaching and challenging programs are the center of focus. At HES we are continuously assessing our performance and making adjustments that raise the bar so our students achieve maximum results.

The top priority at HES is academic achievement. Our goal is to move each and every student to proficient and advanced levels of learning. All students are assessed in reading using the Development Reading Assessment (DRA). This helps teachers make instructional decisions and individualize each student's reading instruction. Our rigorous literacy program provides every student with guided and shared reading opportunities, the Accelerated Reader program and our "charmed reader" program. In grades two through five, students are also assessed in math using "Measures of Academic Progress" (MAP). Teachers utilize this data to determine the strengths and weaknesses of each child's performance and in turn make adjustments in our instructional strategies and curriculum.

A full-time literacy coach is employed at HES to work hand in hand with our teachers, training and implementing the best practices for a "balanced literacy" approach to reading and writing. We have a Social Studies and Math consultant working with each of the respective content areas to strengthen our curriculum and to ensure each of our lessons are standard driven. All students receive instruction in art, music, media, and physical education.

We feel that it is important it instill in each child the necessity of giving back to our community. This year we continued our community service by supporting the American Heart Association, raising over \$2500.00 for Relay for Life, and giving \$2500.00 to the Ronald McDonald House.

Through the collaborative commitment of our parents, students, faculty and staff, HES is very proud to have met Adequate Yearly Progress (AYP). We are proud to put children first, to foster a dedicated and knowledgeable faculty, and to provide a safe and high-level learning environment for our students. We thank you for your support and for sharing the responsibility of the accomplishments of our students, our school, and our community.

Principal - Tammie Shore

Comprehensive detail, including definitions of rating, performance criteria, and explanations of status, is available on [www.ed.sc.gov](http://www.ed.sc.gov) and [www.eoc.sc.gov](http://www.eoc.sc.gov) as well as school and school district websites.

Printed versions are available from school districts upon request.

### Abbreviations Key

N/A Not Applicable N/AV Not Available N/C Not Collected N/R Not Reported I/S Insufficient Sample TBD To be determined

NI Newly Identified CSI Continuing School Improvement CA Corrective Action RP Plan to Restructure R Restructure DELAY School Improvement Status HOLD School Improvement Status