



SC Annual School Report Card Summary

Saluda Elementary

Saluda

Grades: 3-5

Enrollment: 291

Principal: Joseph Cox

Superintendent: Dr. David Mathis

Board Chair: Ben Harrison

PERFORMANCE

Comprehensive detail, including definitions of ratings, performance criteria, and explanations of status, is available on www.ed.sc.gov and www.eoc.sc.gov as well as school and school district websites. Printed versions are available from school districts upon request.

YEAR	ABSOLUTE RATING	GROWTH RATING	PALMETTO GOLD/SILVER AWARD	AYP STATUS	NCLB IMPROVEMENT STATUS
2008	Average	Below Average	TBD	Not Met	CSI
2007	Average	Good	Silver	Not Met	NI
2006	Average	Good	Silver	Not Met	N/A

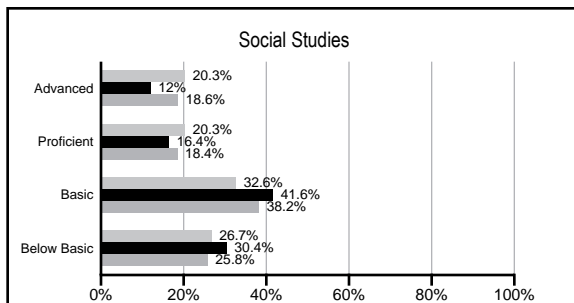
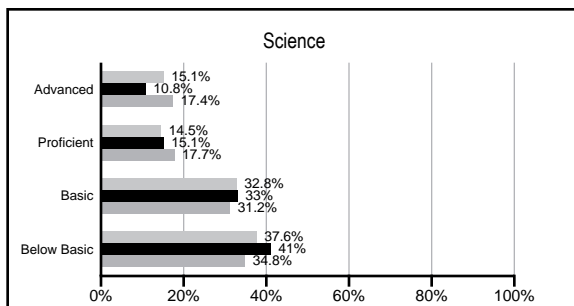
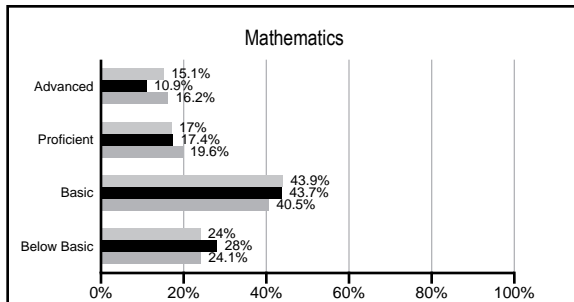
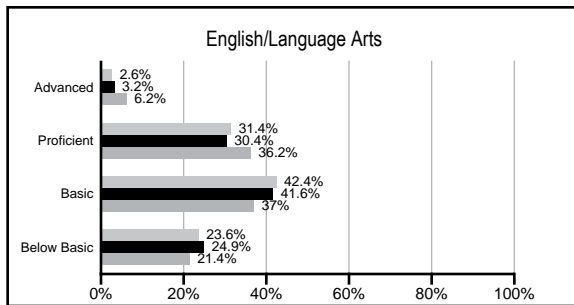
ABSOLUTE RATINGS OF ELEMENTARY SCHOOLS WITH STUDENTS LIKE OURS*

EXCELLENT	GOOD	AVERAGE	BELOW AVERAGE	AT-RISK
0	1	26	58	5

* Ratings are calculated with data available by 02/17/2009. Schools with Students like Ours are Elementary Schools with poverty indices of no more than 5% above or below the index for this school.


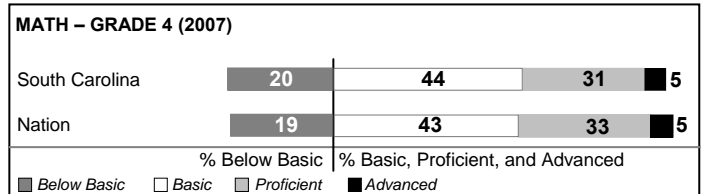
PACT PERFORMANCE

Our School
 Elementary Schools with Students Like Ours
 Elementary schools statewide



NAEP PERFORMANCE*

* Performance reported for SC and nation, data not available at school level. Percentages at NAEP Achievement Levels.



SC PERFORMANCE GOAL

2010 Goal:

By 2010, SC's student achievement will be ranked in the top half of the states nationally. To achieve this goal, we must become one of the fastest improving systems in the country.

2020 Goal: TBD

Abbreviations Key

N/A Not Applicable N/AV Not Available NIC Not Collected N/R Not Reported I/S Insufficient Sample TBD To be determined
 NI Newly Identified CSI Continuing School Improvement CA Corrective Action RP Plan to Restructure R Restructure DELAY School Improvement Status HOLD School Improvement Status

Saluda Elementary [Saluda]

SCHOOL PROFILE

	Our School	Change from Last Year	Elementary Schools with Students Like Ours	Median Elementary School
Students (n=291)				
Retention rate	1.4%	Down from 3.7%	2.8%	2.3%
Attendance rate	96.6%	Up from 96.5%	96.0%	96.3%
Eligible for gifted and talented	3.9%	Down from 5.5%	6.5%	10.4%
With disabilities other than speech	10.9%	Down from 11.7%	9.0%	7.5%
Out-of-school suspensions or expulsions for violent &/or criminal offenses	0.0%	No Change	0.0%	0.0%
Teachers (n=21)				
Teachers with advanced degrees	42.9%	Down from 56.0%	54.3%	56.7%
Continuing contract teachers	76.2%	Up from 72.0%	75.8%	77.3%
Teachers with emergency or provisional certificates	0.0%	No Change	0.0%	0.0%
Teachers returning from previous year	81.0%	Up from 78.8%	85.7%	86.4%
Teacher attendance rate	93.4%	Up from 91.1%	94.9%	94.9%
Average teacher salary	\$42,369	Up 7.0%	\$44,459	\$45,345
Classes not taught by highly qualified teachers	0.0%	Down from 9.7%	0.0%	0.0%
School				
Principal's years at school	1.0	Down from 4.0	3.0	4.0
Student-teacher ratio in core subjects	20.5 to 1	Up from 19.0 to 1	18.0 to 1	18.5 to 1
Prime instructional time	88.1%	Up from 85.7%	89.1%	89.8%
Opportunities in the arts	Good	No Change	Good	Good
SACS accreditation	No	No Change	Yes	Yes
Character development program	Good	Down from Excellent	Excellent	Excellent
Dollars spent per pupil*	\$7,614	Down 7.7%	\$7,376	\$7,052
Percent of expenditures for instruction*	64.6%	Down from 69.1%	69.1%	69.1%
Percent of expenditures for teacher salaries*	59.4%	Down from 71.0%	64.1%	64.2%
% of AYP objectives met	87.0%		76.9%	85.7%

* Prior year audited financial data available.

EVALUATION RESULTS

	Teachers	Students*	Parents*
Number of surveys returned	24	84	58
Percent satisfied with learning environment	66.7%	85.7%	75.9%
Percent satisfied with social and physical environment	87.5%	88.1%	75.9%
Percent satisfied with school-home relations	75.0%	84.3%	79.3%

*Only students at the highest elementary school grade level at this school and their parents were included.

REPORT OF PRINCIPAL AND SCHOOL IMPROVEMENT COUNCIL

Saluda Elementary School is proud of the accomplishments of our students, faculty, and staff during the 2008 school year. Our school has been recognized for the third consecutive year by the South Carolina Department of Education with the Palmetto Silver Award. The Palmetto Silver Award is given to schools that experience high student achievement based upon the Palmetto Achievement Challenge Test. This award can be directly related to our outstanding faculty and staff, our students who achieve at high levels, and our excellent parent/community support.

Technology continues to provide added opportunities for teachers to deliver information and for students to experience learning through different media. All classes now have Smartboards which provide interactive instructional opportunities for students. Teachers have participated in staff development throughout the year to become proficient in using this technology. Students continue to benefit in math and social studies from Compass Learning.

A grant was received this year to provide a full-time nurse. This has been a tremendous asset to providing better health care for our students. Plans for next year include health care instruction in the classrooms to promote a healthy lifestyle for our students. Students participated in a contest to name our school mascot. Striper, the Saluda Elementary School Tiger, added an additional dimension to our school pride and spirit. A new program called Team Challenge afforded students the opportunity to learn sportsmanship and show off some of their athletic skills each nine weeks. Meredith Miller-Rikard was chosen as the Saluda Elementary Teacher of the Year.

Our school is fortunate to have an active PTA and School Improvement Council. The PTA helped provide funds for our school garden and our newly installed school sign. Incentive programs are also provided, such as our "Goals-Go Over All Limits." The "Goals" program provides rewards for students reaching established goals in language arts and math, effort, and behavior. Community projects included Relay for Life, PTA Bingo, Career Fair, canned food drives, Pennies for Patients, and Ronald McDonald. Parent/community opportunities were provided through a PTA Carnival, Muffins for Moms, Donuts for Dads, Grits for Grands, Parent/Teacher Beach Ball Volleyball, PACT Night, and the Talent Show.

Our child-centered school, data driven curriculum, excellent instructional staff, motivated students, and our active parent/community involvement have made this a very successful school year. As we strive to meet the challenges and opportunities ahead, we ask for the continued support of our parents and community in helping us provide the best possible education for each and every child.

Always for children,
Joseph M. Cox, Principal
Maribeth Werts, SIC Chair

Comprehensive detail, including definitions of rating, performance criteria, and explanations of status, is available on www.ed.sc.gov and www.eoc.sc.gov as well as school and school district websites.

Printed versions are available from school districts upon request.

Abbreviations Key

N/A Not Applicable N/AV Not Available N/C Not Collected N/R Not Reported I/S Insufficient Sample TBD To be determined
NI Newly Identified CSI Continuing School Improvement CA Corrective Action RP Plan to Restructure R Restructure DELAY School Improvement Status HOLD School Improvement Status