



SC Annual School Report Card Summary

Kelly Mill Middle School

Richland 2

Grades: 2-8

Enrollment: 1,031

Principal: Dr. Michael M. Lemrow

Superintendent: Dr. Stephen Hefner

Board Chair: Stephen Shellenberg

PERFORMANCE

Comprehensive detail, including definitions of ratings, performance criteria, and explanations of status, is available on www.ed.sc.gov and www.eoc.sc.gov as well as school and school district websites. Printed versions are available from school districts upon request.

YEAR	ABSOLUTE RATING	GROWTH RATING	PALMETTO GOLD/SILVER AWARD	AYP STATUS	NCLB IMPROVEMENT STATUS
2008	Below Average	At-Risk	TBD	Not Met	N/A
2007	Average	Below Average	N/A	Not Met	N/A
2006	Average	At-Risk	N/A	Not Met	N/A

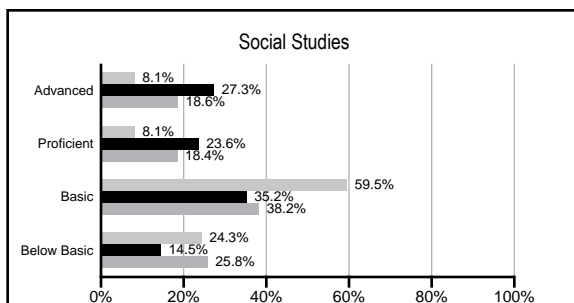
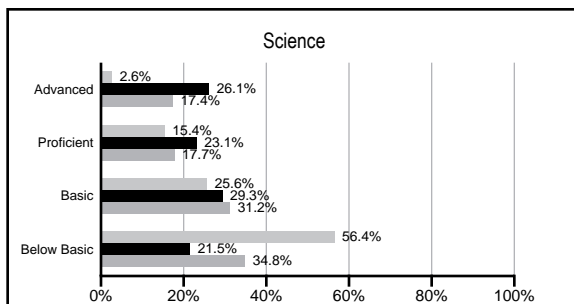
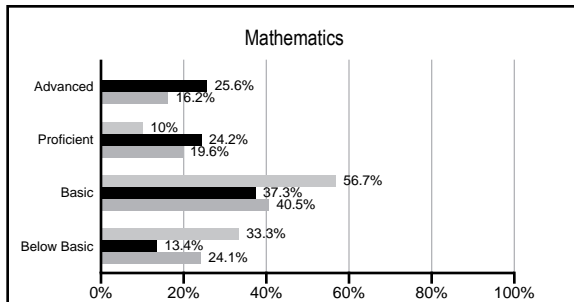
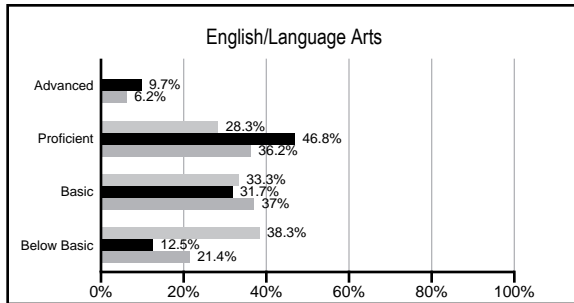
ABSOLUTE RATINGS OF ELEMENTARY SCHOOLS WITH STUDENTS LIKE OURS*

EXCELLENT	GOOD	AVERAGE	BELOW AVERAGE	AT-RISK
6	22	16	2	0

* Ratings are calculated with data available by 02/17/2009. Schools with Students like Ours are Elementary Schools with poverty indices of no more than 5% above or below the index for this school.

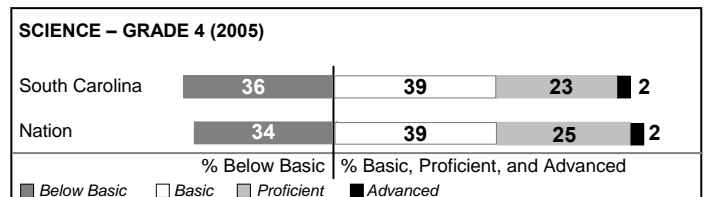
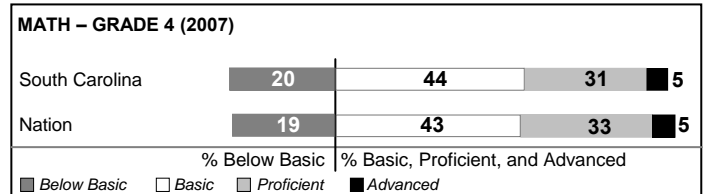

PACT PERFORMANCE

Our School
 Elementary Schools with Students Like Ours
 Elementary schools statewide



NAEP PERFORMANCE*

* Performance reported for SC and nation, data not available at school level. Percentages at NAEP Achievement Levels.



SC PERFORMANCE GOAL

2010 Goal:

By 2010, SC's student achievement will be ranked in the top half of the states nationally. To achieve this goal, we must become one of the fastest improving systems in the country.

2020 Goal: TBD

Abbreviations Key

N/A Not Applicable N/AV Not Available N/C Not Collected N/R Not Reported I/S Insufficient Sample TBD To be determined
 NI Newly Identified CSI Continuing School Improvement CA Corrective Action RP Plan to Restructure R Restructure DELAY School Improvement Status HOLD School Improvement Status

Kelly Mill Middle School [Richland 2]

SCHOOL PROFILE

	Our School	Change from Last Year	Elementary Schools with Students Like Ours	Median Elementary School
Students (n=1,031)				
Retention rate	1.4%	Down from 2.2%	1.5%	2.3%
Attendance rate	99.7%	Down from 99.9%	96.7%	96.3%
Eligible for gifted and talented	15.8%	Down from 17.4%	21.0%	10.4%
With disabilities other than speech	11.0%	Down from 11.1%	6.9%	7.5%
Out-of-school suspensions or expulsions for violent &/or criminal offenses	2.2%	Up from 1.1%	0.0%	0.0%
Teachers (n=76)				
Teachers with advanced degrees	61.8%	Up from 59.0%	59.4%	56.7%
Continuing contract teachers	42.1%	Down from 46.2%	82.5%	77.3%
Teachers with emergency or provisional certificates	23.2%	Up from 15.4%	0.0%	0.0%
Teachers returning from previous year	68.9%	N/A	88.2%	86.4%
Teacher attendance rate	97.1%	Up from 96.4%	95.3%	94.9%
Average teacher salary	\$42,479	Up 2.0%	\$47,768	\$45,345
Classes not taught by highly qualified teachers	0.0%	Down from 1.3%	0.0%	0.0%
School				
Principal's years at school	4.0	Up from 3.0	4.0	4.0
Student-teacher ratio in core subjects	14.8 to 1	Down from 21.4 to 1	20.6 to 1	18.5 to 1
Prime instructional time	95.2%	Up from 94.6%	90.5%	89.8%
Opportunities in the arts	Good	No Change	Good	Good
SACS accreditation	Yes	No Change	Yes	Yes
Character development program	Excellent	No Change	Excellent	Excellent
Dollars spent per pupil*	\$6,292	Up 6.5%	\$6,491	\$7,052
Percent of expenditures for instruction*	69.9%	Up from 67.3%	70.5%	69.1%
Percent of expenditures for teacher salaries*	63.5%	Up from 59.1%	65.6%	64.2%
% of AYP objectives met	85.7%		92.3%	85.7%

* Prior year audited financial data available.

EVALUATION RESULTS

	Teachers	Students*	Parents*
Number of surveys returned	65	262	110
Percent satisfied with learning environment	100.0%	68.1%	84.5%
Percent satisfied with social and physical environment	96.9%	70.9%	77.8%
Percent satisfied with school-home relations	95.2%	80.8%	79.6%

*Only students at the highest elementary school grade level at this school and their parents were included.

REPORT OF PRINCIPAL AND SCHOOL IMPROVEMENT COUNCIL

Kelly Mill Middle School, a designated Red Carpet School and a National AVID Demonstration Site, has embraced the community and forged a bond based on commitment, interest, belief, and support. We are an Integrated Thematic Instruction (ITI) school that uses current brain research to guide our teaching practice, our climate, and our culture. We provide an honors program in all four core-content areas, language arts/reading, math, science, and social studies. Our co-curricular activities support the total development of the student. All of our music students earn superior ratings; our art students garner awards. Our AVID Program (Achievement via Individual Determination) is distinguished and the only National Demonstration Site in our state.

Student achievement, as measured by MAP testing, has been outstanding. We had the highest percentage of growth in MAP testing of any middle school in the district. Our students excelled in the National History Day competition advancing to regional and state levels. One of our many talented students earned first place in the Lt. Governor's Essay Contest. Kelly Mill Middle School has been designated as a Champions of the Environment school and one of our teachers was named the S.C. Conservation Teacher of the Year. We offer a Middle Matters Program for parents and an Opportunity Club as an after-school program to advance students' learning. We were selected by Ignite Magazine for our exemplary technology. In the areas of math and science for grades 6 and 7 grades, we offer single-gender instruction. We received recognition for our World War II Remembrance Project.

The Center for Achievement, located on the campus of Kelly Mill Middle School, was established August 2005. It is an elementary magnet school designed for students with learning differences. The center consists of grades 2nd through 5th. There are 16 students per class with a highly-qualified teacher and an instructional assistant in the classroom. The school uses the Schools Attuned Program to identify students' strengths and to provide strategies for their weaknesses. Their students has shown growth and success on the nationally norm test administered.

Comprehensive detail, including definitions of rating, performance criteria, and explanations of status, is available on www.ed.sc.gov and www.eoc.sc.gov as well as school and school district websites.

Printed versions are available from school districts upon request.

Abbreviations Key

N/A Not Applicable N/AV Not Available N/C Not Collected N/R Not Reported I/S Insufficient Sample TBD To be determined
 NI Newly Identified CSI Continuing School Improvement CA Corrective Action RP Plan to Restructure R Restructure DELAY School Improvement Status HOLD School Improvement Status