



SC Annual School Report Card Summary

Lake Carolina Elementary
Richland 2

Grades: PK-5

Enrollment: 1,037

Principal: Dr. James Ann Lynch

Superintendent: Dr. Stephen Hefner

Board Chair: Stephen Shellenberg

PERFORMANCE

Comprehensive detail, including definitions of ratings, performance criteria, and explanations of status, is available on www.ed.sc.gov and www.eoc.sc.gov as well as school and school district websites. Printed versions are available from school districts upon request.

YEAR	ABSOLUTE RATING	GROWTH RATING	PALMETTO GOLD/SILVER AWARD	AYP STATUS	NCLB IMPROVEMENT STATUS
2008	Excellent	Excellent	TBD	Met	N/A
2007	Excellent	Excellent	Gold	Met	N/A
2006	Excellent	Excellent	Gold	Met	N/A

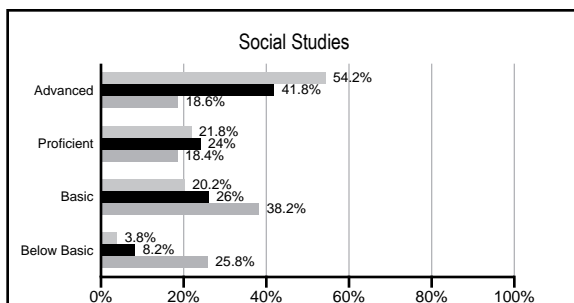
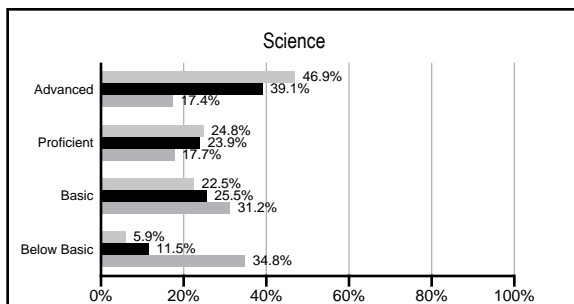
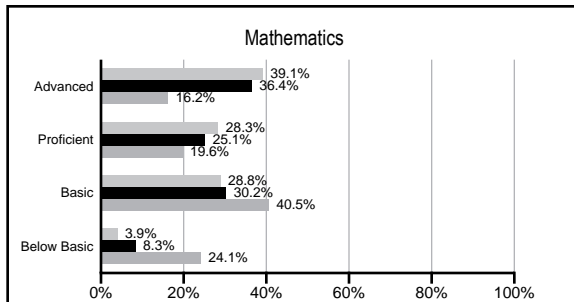
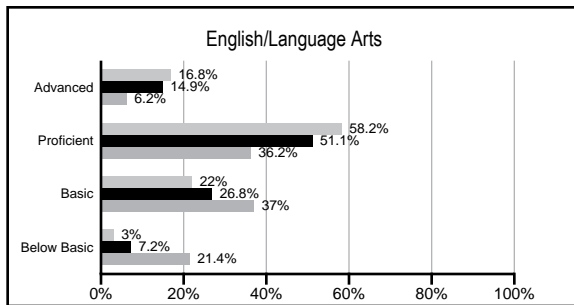
ABSOLUTE RATINGS OF ELEMENTARY SCHOOLS WITH STUDENTS LIKE OURS*

EXCELLENT	GOOD	AVERAGE	BELOW AVERAGE	AT-RISK
8	10	0	0	0

* Ratings are calculated with data available by 02/17/2009. Schools with Students like Ours are Elementary Schools with poverty indices of no more than 5% above or below the index for this school.


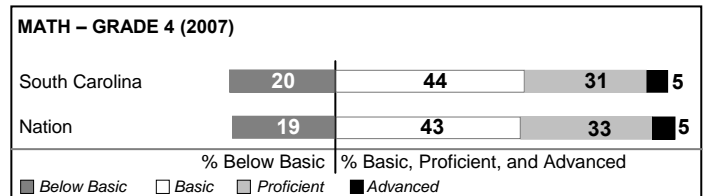
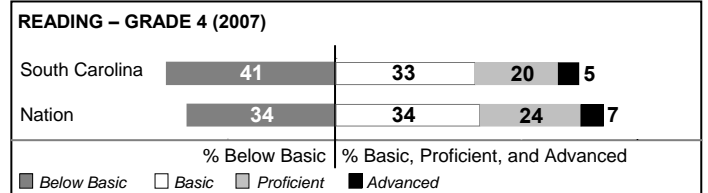
PACT PERFORMANCE

Our School
 Elementary Schools with Students Like Ours
 Elementary schools statewide



NAEP PERFORMANCE*

* Performance reported for SC and nation, data not available at school level. Percentages at NAEP Achievement Levels.



SC PERFORMANCE GOAL

2010 Goal:

By 2010, SC's student achievement will be ranked in the top half of the states nationally. To achieve this goal, we must become one of the fastest improving systems in the country.

2020 Goal: TBD

Abbreviations Key

N/A Not Applicable N/AV Not Available N/C Not Collected N/R Not Reported I/S Insufficient Sample TBD To be determined
NI Newly Identified CSI Continuing School Improvement CA Corrective Action RP Plan to Restructure R Restructure DELAY School Improvement Status HOLD School Improvement Status

Lake Carolina Elementary [Richland 2]

SCHOOL PROFILE

	Our School	Change from Last Year	Elementary Schools with Students Like Ours	Median Elementary School
Students (n=1,037)				
Retention rate	0.5%	Down from 1.4%	1.1%	2.3%
Attendance rate	97.2%	Down from 97.5%	97.0%	96.3%
Eligible for gifted and talented	21.5%	Down from 22.2%	28.0%	10.4%
With disabilities other than speech	2.4%	Down from 3.0%	5.1%	7.5%
Out-of-school suspensions or expulsions for violent &/or criminal offenses	0.0%	No Change	0.0%	0.0%
Teachers (n=66)				
Teachers with advanced degrees	66.7%	Up from 61.9%	65.8%	56.7%
Continuing contract teachers	69.7%	Down from 71.4%	83.3%	77.3%
Teachers with emergency or provisional certificates	1.9%	Up from 0.0%	0.0%	0.0%
Teachers returning from previous year	83.3%	Down from 83.7%	86.3%	86.4%
Teacher attendance rate	93.5%	Down from 96.7%	94.9%	94.9%
Average teacher salary	\$47,050	Up 5.3%	\$47,888	\$45,345
Classes not taught by highly qualified teachers	0.0%	No Change	0.0%	0.0%
School				
Principal's years at school	6.0	Up from 5.0	3.0	4.0
Student-teacher ratio in core subjects	19.7 to 1	Down from 19.8 to 1	19.8 to 1	18.5 to 1
Prime instructional time	89.2%	Down from 93.2%	90.6%	89.8%
Opportunities in the arts	Good	No Change	Good	Good
SACS accreditation	Yes	No Change	Yes	Yes
Character development program	Excellent	No Change	Excellent	Excellent
Dollars spent per pupil*	\$6,121	Up 0.7%	\$6,296	\$7,052
Percent of expenditures for instruction*	73.4%	Down from 74.2%	71.1%	69.1%
Percent of expenditures for teacher salaries*	70.5%	Up from 68.5%	62.4%	64.2%
% of AYP objectives met	100.0%		95.2%	85.7%

* Prior year audited financial data available.

EVALUATION RESULTS

	Teachers	Students*	Parents*
Number of surveys returned	60	157	113
Percent satisfied with learning environment	98.3%	96.2%	93.6%
Percent satisfied with social and physical environment	100.0%	96.8%	92.9%
Percent satisfied with school-home relations	100.0%	97.4%	94.5%

*Only students at the highest elementary school grade level at this school and their parents were included.

REPORT OF PRINCIPAL AND SCHOOL IMPROVEMENT COUNCIL

Our sixth year was a huge gator success! Lake Carolina was recognized for the fifth year for Closing the Achievement Gap for historically underperforming students. In addition, we achieved Adequate Yearly Progress in all 17 of our 17 descriptors. Again, our school earned the Palmetto Gold distinction which is the highest academic honor recognized by the State Department of Education. Lake Carolina was awarded the highly coveted Carolina First Palmetto's Finest Award and was nominated for National Blue Ribbon of Excellence by the SC State Department of Education.

Lake Carolina has 19 National Board Certified teachers and our teacher of the year was selected as a Richland District Two Honor Roll Teacher. In addition, LCE's partnership with the University of South Carolina as a Professional Development School brought 13 interns and student teachers into our school during the course of the year. One hundred percent of our faculty and staff have been trained in brain compatibility and summer 2008 we began our work with Curriculum Mapping and Personal Responsibility through collaboration. We celebrate our children's growth through Honor Roll recognitions and celebrations, 5th Grade Leadership Meetings, Reading Counts Celebrations, and Peace Flag Celebrations. After school clubs for 4th and 5th grades, as well as Mad Science, karate, dance, aerobics, golf, and gymnastics, offered additional enrichment opportunities for our students. K-5 students had the opportunity to participate in after school tutoring and in PACT Blitz. The LCE Leadership Academy continued to focus on opportunities for 4th and 5th grade boys to learn and build competency skills in leadership. Our 1,025 students read 115,708 books and earned 229,120 Reading Counts Points. Two "Literacy at the Lake" books helped to frame our focus of 18 LIFESKILLS and 5 Lifelong Guidelines.

Based on the feedback from our Health Advisory and School Improvement Council surveys, a series of parent seminars were held to address areas of parent interest. Our School Improvement Council sponsored an extremely successful uniform sale and was instrumental in making the decision to administer our SIC survey on line for the first time. In addition their support and input provided the groundwork for transitioning to the services of Boys and Girls Clubs for our summer and after school programs. Service learning projects selected and supported by our SIC were as follows: Harvest Hope Canned Food Drive, Seeing Eye Guide Dog Project, Jump Rope for Heart, and Empty Bowls Project. Our PTO's tremendous efforts earned over \$60,000 for continued school improvement projects. The number one goal of this support organization is to provide a SMART Board for every classroom. Our Board also sponsored a series of Family Fun Nights, Gator Fest, and a first ever Father/Daughter Dance.

Due to the dedication and commitment of TEAM LCE and the support and pride of our parents and community, our accolades are many. However, what we truly cherish is our sense of community where TOGETHER we will continue to "sail beyond excellence" for ALL children at Lake Carolina Elementary School.

James Ann Lynch, Principal / Mary Anne Grant, SIC

Comprehensive detail, including definitions of rating, performance criteria, and explanations of status, is available on www.ed.sc.gov and www.eoc.sc.gov as well as school and school district websites.

Printed versions are available from school districts upon request.

Abbreviations Key

N/A Not Applicable N/AV Not Available N/C Not Collected N/R Not Reported I/S Insufficient Sample TBD To be determined
 NI Newly Identified CSI Continuing School Improvement CA Corrective Action RP Plan to Restructure R Restructure DELAY School Improvement Status HOLD School Improvement Status