



SC Annual School Report Card Summary

Killian Elementary
Richland 2
Grades: PK-5 Enrollment: 681
Principal: Eric L. Brown
Superintendent: Dr. Stephen Hefner
Board Chair: Stephen Shellenberg

PERFORMANCE

Comprehensive detail, including definitions of ratings, performance criteria, and explanations of status, is available on www.ed.sc.gov and www.eoc.sc.gov as well as school and school district websites. Printed versions are available from school districts upon request.

YEAR	ABSOLUTE RATING	GROWTH RATING	PALMETTO GOLD/SILVER AWARD	AYP STATUS	NCLB IMPROVEMENT STATUS
2008	Below Average	Below Average	TBD	Not Met	N/A
2007	Below Average	At-Risk	Silver	Not Met	N/A
2006	Average	Good	N/A	Met	N/A

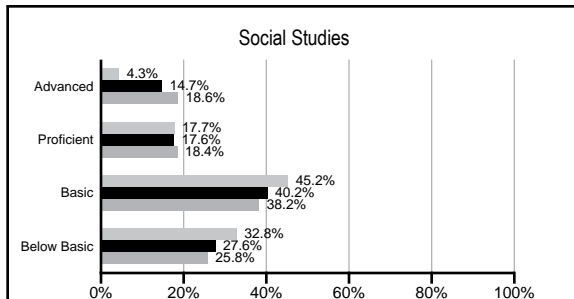
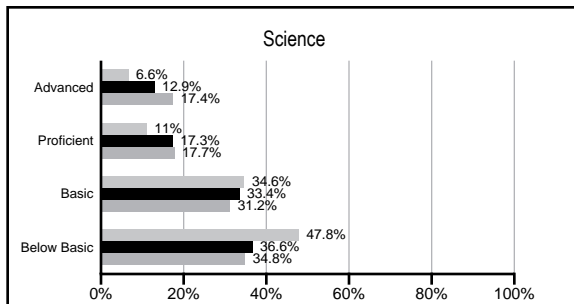
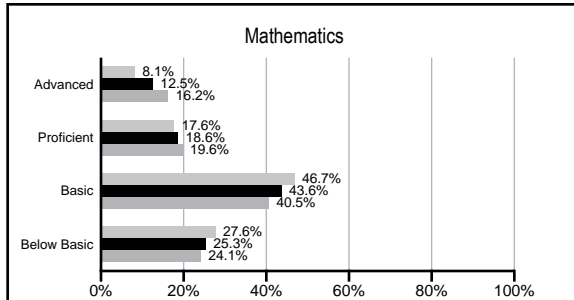
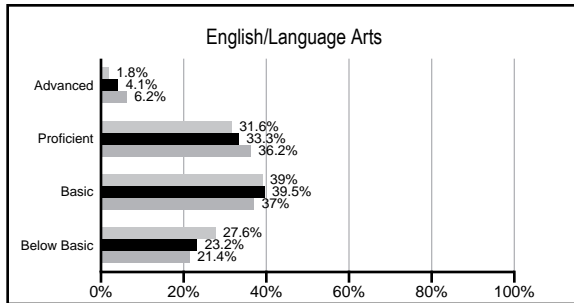
ABSOLUTE RATINGS OF ELEMENTARY SCHOOLS WITH STUDENTS LIKE OURS*

EXCELLENT	GOOD	AVERAGE	BELOW AVERAGE	AT-RISK
0	3	37	43	1

* Ratings are calculated with data available by 02/17/2009. Schools with Students like Ours are Elementary Schools with poverty indices of no more than 5% above or below the index for this school.

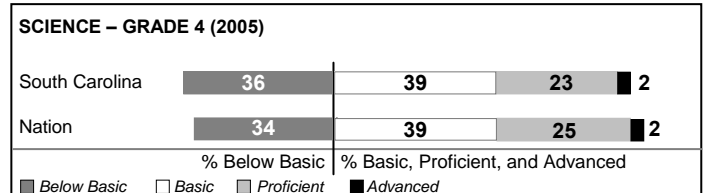
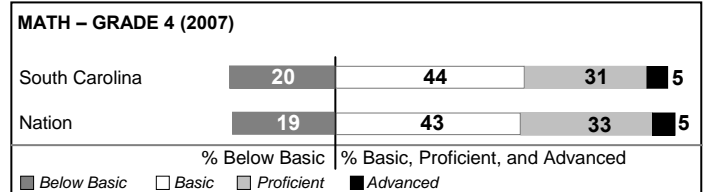
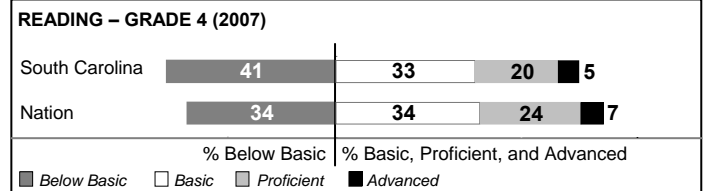
PACT PERFORMANCE

Our School
 Elementary Schools with Students Like Ours
 Elementary schools statewide



NAEP PERFORMANCE*

* Performance reported for SC and nation, data not available at school level. Percentages at NAEP Achievement Levels.



SC PERFORMANCE GOAL

2010 Goal:
By 2010, SC's student achievement will be ranked in the top half of the states nationally. To achieve this goal, we must become one of the fastest improving systems in the country.

2020 Goal: TBD

Abbreviations Key

N/A Not Applicable N/AV Not Available N/C Not Collected N/R Not Reported I/S Insufficient Sample TBD To be determined
 NI Newly Identified CSI Continuing School Improvement CA Corrective Action RP Plan to Restructure R Restructure DELAY School Improvement Status HOLD School Improvement Status

Killian Elementary [Richland 2]

SCHOOL PROFILE

	Our School	Change from Last Year	Elementary Schools with Students Like Ours	Median Elementary School
Students (n=681)				
Retention rate	1.0%	Down from 1.4%	2.9%	2.3%
Attendance rate	96.3%	Down from 96.4%	96.1%	96.3%
Eligible for gifted and talented	3.6%	Down from 7.6%	9.2%	10.4%
With disabilities other than speech	6.0%	Up from 5.4%	8.8%	7.5%
Out-of-school suspensions or expulsions for violent &/or criminal offenses	0.6%	Up from 0.0%	0.0%	0.0%
Teachers (n=48)				
Teachers with advanced degrees	85.4%	Up from 79.2%	57.4%	56.7%
Continuing contract teachers	52.1%	Down from 58.3%	80.0%	77.3%
Teachers with emergency or provisional certificates	2.9%	Up from 0.0%	0.0%	0.0%
Teachers returning from previous year	74.7%	Up from 74.1%	86.9%	86.4%
Teacher attendance rate	96.1%	Down from 96.4%	94.7%	94.9%
Average teacher salary	\$46,780	Up 4.7%	\$45,391	\$45,345
Classes not taught by highly qualified teachers	0.0%	No Change	0.0%	0.0%
School				
Principal's years at school	4.0	Up from 3.0	4.0	4.0
Student-teacher ratio in core subjects	19.4 to 1	Up from 18.7 to 1	18.5 to 1	18.5 to 1
Prime instructional time	91.2%	Up from 90.5%	89.4%	89.8%
Opportunities in the arts	Good	No Change	Good	Good
SACS accreditation	Yes	No Change	Yes	Yes
Character development program	Excellent	No Change	Excellent	Excellent
Dollars spent per pupil*	\$7,460	Up 10.2%	\$6,959	\$7,052
Percent of expenditures for instruction*	74.1%	Up from 72.3%	68.7%	69.1%
Percent of expenditures for teacher salaries*	67.0%	Up from 64.3%	64.3%	64.2%
% of AYP objectives met	73.3%		85.7%	85.7%

* Prior year audited financial data available.

EVALUATION RESULTS

	Teachers	Students*	Parents*
Number of surveys returned	49	98	74
Percent satisfied with learning environment	100.0%	77.3%	93.1%
Percent satisfied with social and physical environment	98.0%	81.4%	91.5%
Percent satisfied with school-home relations	98.0%	86.7%	84.3%

*Only students at the highest elementary school grade level at this school and their parents were included.

REPORT OF PRINCIPAL AND SCHOOL IMPROVEMENT COUNCIL

The 2007-2008 school year has proven to be another great year at Killian Elementary. This year we added several new programs to help meet the needs of all of our students. The first addition was Genesis, which was developed to foster academic excellence for all of our students who needed more challenging academic experiences. Next, was SUCCESS, which was implemented in Third Grade to help ease the transition from the primary grades to the elementary grades, which historically has been difficult for many of our students. In addition, Renaissance was established and is second-to-none in terms of addressing our students' needs through the multiple intelligences and giving all of them the necessary resources to foster academic success. And last, but certainly not least, our SMART START program began in grades K-2 and its purpose was to increase the number of students who qualify for gifted and talented education.

Our teachers continued to build their capacity to become more effective with almost 80 percent of our faculty now having advanced degrees, more teachers than ever attended educational conferences and workshops and the teacher attendance rate is now over 96 percent (a new school record). Moreover, we were voted by The South Carolina Association of School Administrators and Carolina's First as a Palmetto's Finest Finalist School, received our second Red Carpet Award and was named a South Carolina Single Gender Initiative Award Winner.

Consequently, our students continued to soar to excellence as well. Eight of our students will attend Wake Forest University this summer as nominees for The National Young Scholars Program. Furthermore, this year we saw the largest numbers ever of students making the various Honor Rolls.

Finally, this year was one that saw our school continuing to fulfill our mission of building positive school and community relationships by forming new partnerships with The BOSE Corporation and State Farm Insurance. Our REACH Program has continued to bring in over 100 community volunteers each week. Because of our many successes, we have been featured on television numerous times and over 50 articles/editorials have been written about us in various state and community newspapers.

As this year comes to an end, I know with the continued support of our community and parents, Killian Elementary will continue to build a legacy of excellence!

Eric L. Brown, Principal
Pamela Donaldson, SIC Chairperson

Comprehensive detail, including definitions of rating, performance criteria, and explanations of status, is available on www.ed.sc.gov and www.eoc.sc.gov as well as school and school district websites.

Printed versions are available from school districts upon request.

Abbreviations Key

N/A Not Applicable N/AV Not Available N/C Not Collected N/R Not Reported I/S Insufficient Sample TBD To be determined
NI Newly Identified CSI Continuing School Improvement CA Corrective Action RP Plan to Restructure R Restructure DELAY School Improvement Status HOLD School Improvement Status