



# SC Annual School Report Card Summary

**Rice Creek Elementary**  
**Richland 2**  
**Grades: PK-5** Enrollment: 855  
**Principal: Christopher L. Seay**  
**Superintendent: Dr. Stephen Hefner**  
**Board Chair: Stephen Shellenberg**

## PERFORMANCE

Comprehensive detail, including definitions of ratings, performance criteria, and explanations of status, is available on [www.ed.sc.gov](http://www.ed.sc.gov) and [www.eoc.sc.gov](http://www.eoc.sc.gov) as well as school and school district websites. Printed versions are available from school districts upon request.

YEAR	ABSOLUTE RATING	GROWTH RATING	PALMETTO GOLD/SILVER AWARD	AYP STATUS	NCLB IMPROVEMENT STATUS
2008	Average	Average	TBD	Not Met	N/A
2007	Average	Below Average	N/A	Not Met	N/A
2006	Good	Below Average	Silver	Not Met	N/A

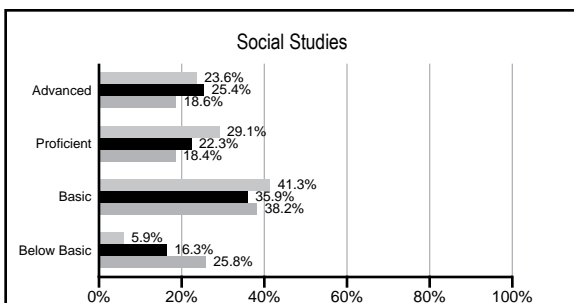
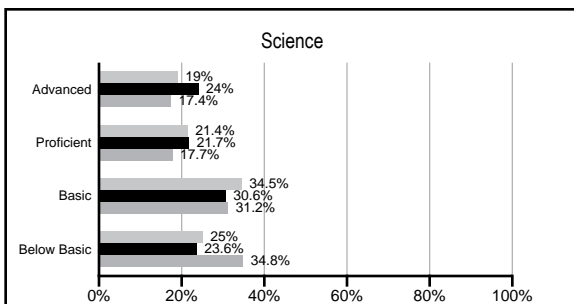
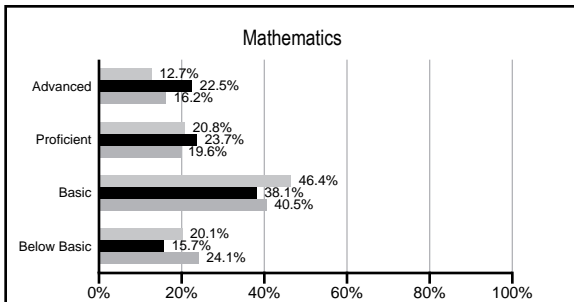
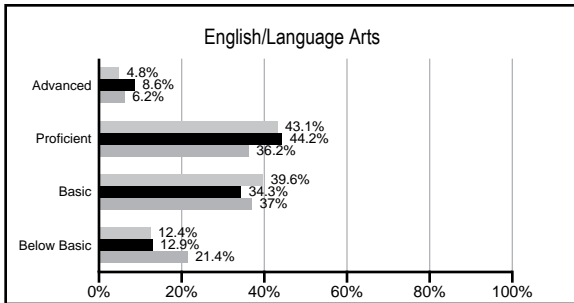
## ABSOLUTE RATINGS OF ELEMENTARY SCHOOLS WITH STUDENTS LIKE OURS\*

EXCELLENT	GOOD	AVERAGE	BELOW AVERAGE	AT-RISK
4	26	41	1	0

\* Ratings are calculated with data available by 02/17/2009. Schools with Students like Ours are Elementary Schools with poverty indices of no more than 5% above or below the index for this school.



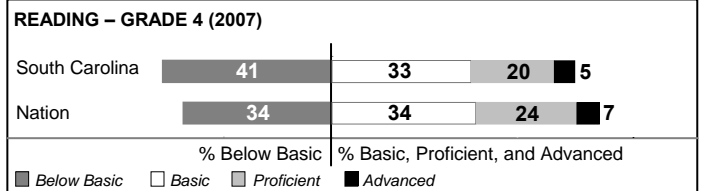
## PACT PERFORMANCE

Our School
  Elementary Schools with Students Like Ours
  Elementary schools statewide



## NAEP PERFORMANCE\*

\* Performance reported for SC and nation, data not available at school level. Percentages at NAEP Achievement Levels.



## SC PERFORMANCE GOAL

2010 Goal:  
*By 2010, SC's student achievement will be ranked in the top half of the states nationally. To achieve this goal, we must become one of the fastest improving systems in the country.*

2020 Goal: TBD

### Abbreviations Key

N/A Not Applicable N/AV Not Available N/C Not Collected N/R Not Reported I/S Insufficient Sample TBD To be determined  
 NI Newly Identified CSI Continuing School Improvement CA Corrective Action RP Plan to Restructure R Restructure DELAY School Improvement Status HOLD School Improvement Status

# Rice Creek Elementary [Richland 2]

## SCHOOL PROFILE

	Our School	Change from Last Year	Elementary Schools with Students Like Ours	Median Elementary School
<b>Students (n=855)</b>				
Retention rate	0.7%	Down from 1.6%	1.8%	2.3%
Attendance rate	97.0%	Down from 97.1%	96.5%	96.3%
Eligible for gifted and talented	11.6%	Down from 17.0%	17.0%	10.4%
With disabilities other than speech	6.3%	Down from 7.3%	6.6%	7.5%
Out-of-school suspensions or expulsions for violent &/or criminal offenses	0.9%	Up from 0.1%	0.0%	0.0%
<b>Teachers (n=60)</b>				
Teachers with advanced degrees	78.3%	Up from 78.0%	60.7%	56.7%
Continuing contract teachers	71.7%	Down from 81.4%	81.1%	77.3%
Teachers with emergency or provisional certificates	0.0%	No Change	0.0%	0.0%
Teachers returning from previous year	76.7%	Down from 78.8%	88.0%	86.4%
Teacher attendance rate	94.5%	Down from 96.4%	94.8%	94.9%
Average teacher salary	\$46,030	Up 5.1%	\$46,714	\$45,345
Classes not taught by highly qualified teachers	1.1%	Up from 0.0%	0.0%	0.0%
<b>School</b>				
Principal's years at school	2.5	Up from 1.0	4.0	4.0
Student-teacher ratio in core subjects	21.0 to 1	Up from 17.6 to 1	19.5 to 1	18.5 to 1
Prime instructional time	90.4%	Down from 92.3%	90.2%	89.8%
Opportunities in the arts	Good	No Change	Good	Good
SACS accreditation	Yes	No Change	Yes	Yes
Character development program	Good	Down from Excellent	Excellent	Excellent
Dollars spent per pupil*	\$6,676	Up 8.5%	\$6,578	\$7,052
Percent of expenditures for instruction*	71.2%	Down from 72.2%	69.9%	69.1%
Percent of expenditures for teacher salaries*	68.8%	Down from 69.6%	66.7%	64.2%
% of AYP objectives met	95.2%		90.5%	85.7%

\* Prior year audited financial data available.

## EVALUATION RESULTS

	Teachers	Students*	Parents*
Number of surveys returned	59	131	64
Percent satisfied with learning environment	81.4%	79.1%	80.3%
Percent satisfied with social and physical environment	96.6%	82.9%	77.8%
Percent satisfied with school-home relations	76.3%	86.8%	78.3%

\*Only students at the highest elementary school grade level at this school and their parents were included.

## REPORT OF PRINCIPAL AND SCHOOL IMPROVEMENT COUNCIL

The Rice Creek Learning Community just completed its fifteenth year! Those years have been ones of change and growth along with much success: National Blue Ribbon School of Excellence, National Blue Ribbon Special Emphasis Award for Technology, Exemplary Writing Award and Hall of Fame, Two-time Red Carpet Award Winner, and Flagship School of Promise. We have also been recognized by the state's Education Oversight Committee as a school who is "closing the gap" for historically underachieving student groups. These honors are results of commitment to success by students, faculty, staff, parents, businesses, and community stakeholders. Collaboratively, we align goals and work energetically to provide a safe, inviting, and supportive environment that empowers students to inquire, learn, and achieve academic and personal goals.

Test scores alone cannot depict the exemplary efforts and achievements of our students. Our children model diversity, democracy, and citizenship through foreign language, service learning, and character education. They make new discoveries and create original works through technology and fine arts integration. Our PACT scores continue to show the benefits of our students' and teachers' hard work in all subject areas. Strategies such as Math SuperStars, 100 Book Challenge, and the 6-Trait Writing Model challenge all learners. While flexible grouping, classes with our reading interventionist, Dolphin Academy, after-school programs, and summer school address the diverse learning needs of our student population. We continue to work with each student to foster critical thinking and problem solving skills. In addition, with our implementation of the Northwest Evaluation Association's Measures of Academic Progress, MAP, we are able to continuously study strengths and challenges of each student in grades 2-5 and chart individual courses for success.

We are delighted with the additions of our Science and Curriculum Specialists over the past school year. These new positions are providing our teachers and students with additional resources that enhance teaching and learning at all levels. Our school-wide integration of technology is a vital tool for teaching and learning as we prepare our students for the world of tomorrow.

We are very proud of our accomplishments and hope that you will share in our pride. This report card is a call to action for everyone to be involved in our continuing effort to constantly improve. Thank you for your support and for sharing the responsibilities of the success of our students and of Rice Creek!

Christopher L. Seay, Principal  
Janette Johnson, SIC Chairperson

Comprehensive detail, including definitions of rating, performance criteria, and explanations of status, is available on [www.ed.sc.gov](http://www.ed.sc.gov) and [www.eoc.sc.gov](http://www.eoc.sc.gov) as well as school and school district websites.

Printed versions are available from school districts upon request.

### Abbreviations Key

N/A Not Applicable N/AV Not Available N/C Not Collected N/R Not Reported I/S Insufficient Sample TBD To be determined  
NI Newly Identified CSI Continuing School Improvement CA Corrective Action RP Plan to Restructure R Restructure DELAY School Improvement Status HOLD School Improvement Status