



SC Annual School Report Card Summary

North Springs Elementary
Richland 2

Grades: PK-5

Enrollment: 757

Principal: Denise L. Barth

Superintendent: Dr. Stephen Hefner

Board Chair: Stephen Shellenberg

PERFORMANCE

Comprehensive detail, including definitions of ratings, performance criteria, and explanations of status, is available on www.ed.sc.gov and www.eoc.sc.gov as well as school and school district websites. Printed versions are available from school districts upon request.

YEAR	ABSOLUTE RATING	GROWTH RATING	PALMETTO GOLD/SILVER AWARD	AYP STATUS	NCLB IMPROVEMENT STATUS
2008	Average	At-Risk	TBD	Not Met	N/A
2007	Average	At-Risk	N/A	Met	N/A
2006	Good	At-Risk	N/A	Met	N/A

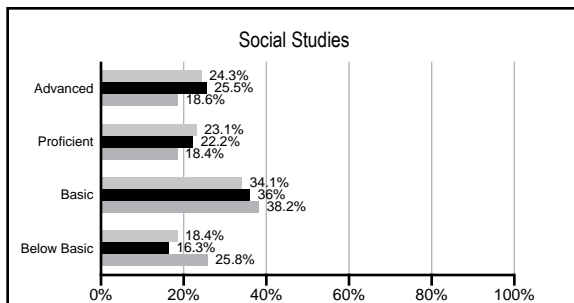
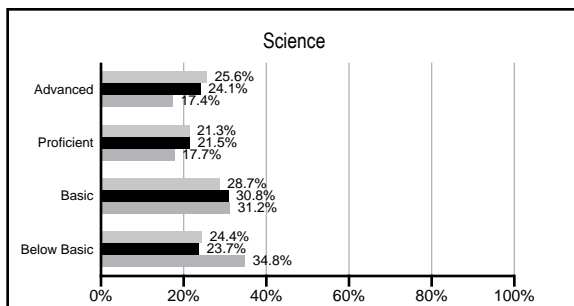
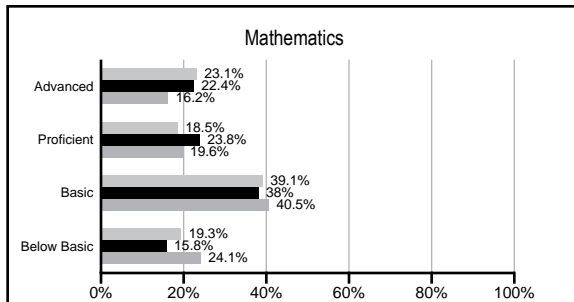
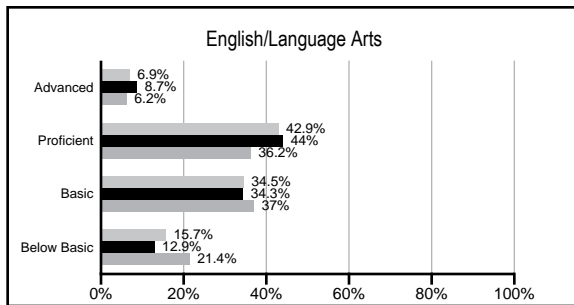
ABSOLUTE RATINGS OF ELEMENTARY SCHOOLS WITH STUDENTS LIKE OURS*

EXCELLENT	GOOD	AVERAGE	BELOW AVERAGE	AT-RISK
4	26	41	1	0

* Ratings are calculated with data available by 02/17/2009. Schools with Students like Ours are Elementary Schools with poverty indices of no more than 5% above or below the index for this school.


PACT PERFORMANCE

Our School Elementary Schools with Students Like Ours Elementary schools statewide



NAEP PERFORMANCE*

* Performance reported for SC and nation, data not available at school level. Percentages at NAEP Achievement Levels.



SC PERFORMANCE GOAL

2010 Goal:

By 2010, SC's student achievement will be ranked in the top half of the states nationally. To achieve this goal, we must become one of the fastest improving systems in the country.

2020 Goal: TBD

Abbreviations Key

N/A Not Applicable N/AV Not Available N/C Not Collected N/R Not Reported I/S Insufficient Sample TBD To be determined
NI Newly Identified CSI Continuing School Improvement CA Corrective Action RP Plan to Restructure R Restructure DELAY School Improvement Status HOLD School Improvement Status

North Springs Elementary [Richland 2]

SCHOOL PROFILE

	Our School	Change from Last Year	Elementary Schools with Students Like Ours	Median Elementary School
Students (n=757)				
Retention rate	0.9%	Down from 1.7%	1.7%	2.3%
Attendance rate	97.5%	Up from 97.4%	96.6%	96.3%
Eligible for gifted and talented	17.0%	Down from 20.0%	17.9%	10.4%
With disabilities other than speech	5.7%	Down from 6.1%	6.5%	7.5%
Out-of-school suspensions or expulsions for violent &/or criminal offenses	0.0%	Down from 0.4%	0.0%	0.0%
Teachers (n=54)				
Teachers with advanced degrees	63.0%	Up from 57.6%	60.7%	56.7%
Continuing contract teachers	75.9%	Up from 74.6%	79.7%	77.3%
Teachers with emergency or provisional certificates	0.0%	No Change	0.0%	0.0%
Teachers returning from previous year	83.1%	Down from 86.3%	87.8%	86.4%
Teacher attendance rate	95.9%	Down from 96.7%	95.1%	94.9%
Average teacher salary	\$47,116	Up 7.3%	\$46,566	\$45,345
Classes not taught by highly qualified teachers	0.0%	No Change	0.0%	0.0%
School				
Principal's years at school	6.5	Up from 5.5	3.0	4.0
Student-teacher ratio in core subjects	18.9 to 1	Up from 18.1 to 1	19.7 to 1	18.5 to 1
Prime instructional time	91.9%	Down from 92.7%	90.3%	89.8%
Opportunities in the arts	Good	No Change	Good	Good
SACS accreditation	Yes	No Change	Yes	Yes
Character development program	Excellent	No Change	Excellent	Excellent
Dollars spent per pupil*	\$7,113	Up 11.3%	\$6,515	\$7,052
Percent of expenditures for instruction*	71.4%	Down from 72.1%	70.3%	69.1%
Percent of expenditures for teacher salaries*	67.2%	Down from 69.1%	66.8%	64.2%
% of AYP objectives met	85.7%		90.5%	85.7%

* Prior year audited financial data available.

EVALUATION RESULTS

	Teachers	Students*	Parents*
Number of surveys returned	45	149	38
Percent satisfied with learning environment	95.6%	83.9%	89.5%
Percent satisfied with social and physical environment	100.0%	85.8%	84.2%
Percent satisfied with school-home relations	97.8%	89.0%	92.1%

*Only students at the highest elementary school grade level at this school and their parents were included.

REPORT OF PRINCIPAL AND SCHOOL IMPROVEMENT COUNCIL

North Springs Elementary School faculty and staff provide exemplary instruction for ALL children in a caring and safe environment. Our faculty and staff share the same high expectations as the parents: a safe, clean environment where all children experience academic success. Our community actively seeks a role in the education and celebration of our children.

Our children benefit from this strong partnership with our community as has been evidenced by being named a Carolina First Palmetto's Finest School in 2001, and a Palmetto Gold School in 2001, 2002, 2003, and 2004. In 2003, 2004, 2005, and 2006, we were recognized for Bridging the Achievement Gap. We hold the Schools of Promise designation and were named a Red Carpet School in 2004. Our Academic Team was named first in the state in 1998, 2001, 2002, 2003, 2004, 2005, 2006, 2007 and 2008.

School Year 2007-2008 was filled with excitement. With the support of our community for the district's bond referendum, North Springs received a beautiful, state-of-the-art classroom wing with 14 classrooms, two offices and a conference room. We celebrated our twenty-fifth anniversary on February 24th with a huge community program. Most importantly, our students, teachers and parents were recognized with the Exemplary Writing Award in Spring 2008.

Students are provided a myriad of enrichment activities, which include a fifth grade trip to Florida to swim with the manatees. Our integration of technology is outstanding. We have ITEC classrooms in both fourth and fifth grades, and the use of our school-wide wireless network allows any classroom to be ITEC-on demand. Nine of our teachers have obtained National Board certification. Eight teachers are awaiting their results and six teachers have begun the process.

Our Number One Goal at North Springs is Academic Achievement. Our percentage of students meeting standard on PACT exceeded the state in Math, ELA, Science and Social Studies. We utilized MAP testing (Measures of Academic Progress) in grades two through five. North Springs' students scored at or above the district average at all grade levels in both Reading and Math. Using our Garden of Learning theme, we celebrate the academic achievement of all children and work as a unified team to prepare our children to lead in the 21st century.

Denise L. Barth, Principal
Bobbie Coward, SIC Chair

Comprehensive detail, including definitions of rating, performance criteria, and explanations of status, is available on www.ed.sc.gov and www.eoc.sc.gov as well as school and school district websites.

Printed versions are available from school districts upon request.

Abbreviations Key

N/A Not Applicable N/AV Not Available N/C Not Collected N/R Not Reported I/S Insufficient Sample TBD To be determined
NI Newly Identified CSI Continuing School Improvement CA Corrective Action RP Plan to Restructure R Restructure DELAY School Improvement Status HOLD School Improvement Status