



# SC Annual School Report Card Summary

Windsor Elementary

Richland 2

Grades: PK-5

Enrollment: 615

Principal: Eric L. Jeffcoat

Superintendent: Dr. Stephen Hefner

Board Chair: Stephen Shellenberg

## PERFORMANCE

Comprehensive detail, including definitions of ratings, performance criteria, and explanations of status, is available on [www.ed.sc.gov](http://www.ed.sc.gov) and [www.eoc.sc.gov](http://www.eoc.sc.gov) as well as school and school district websites. Printed versions are available from school districts upon request.

YEAR	ABSOLUTE RATING	GROWTH RATING	PALMETTO GOLD/SILVER AWARD	AYP STATUS	NCLB IMPROVEMENT STATUS
2008	At-Risk	Below Average	TBD	Not Met	N/A
2007	Below Average	At-Risk	N/A	Not Met	N/A
2006	Average	Below Average	N/A	Met	N/A

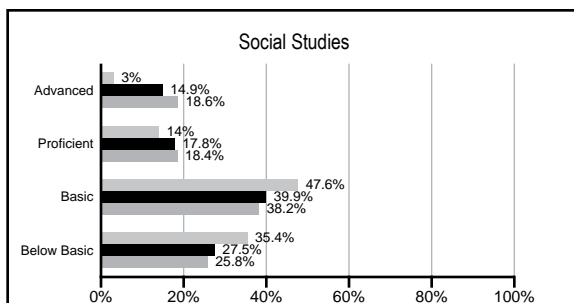
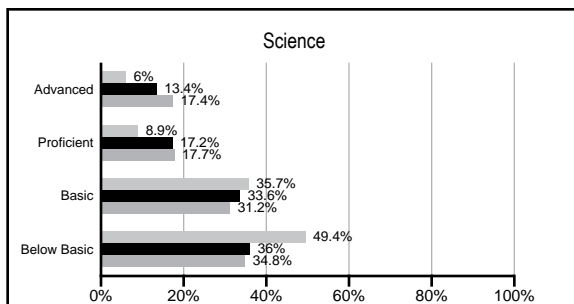
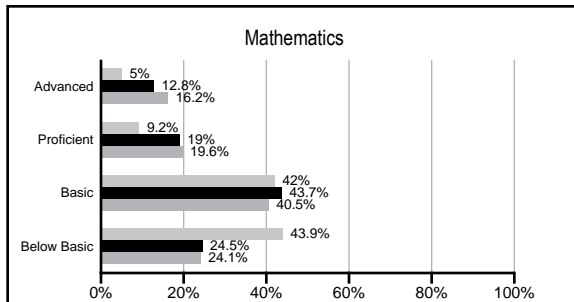
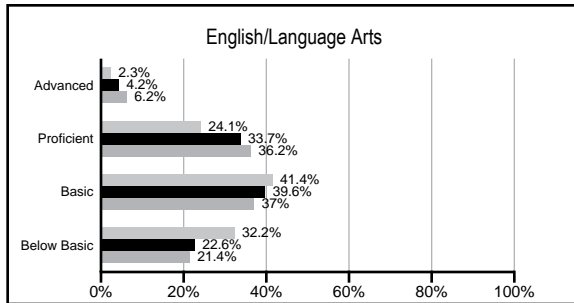
## ABSOLUTE RATINGS OF ELEMENTARY SCHOOLS WITH STUDENTS LIKE OURS\*

EXCELLENT	GOOD	AVERAGE	BELOW AVERAGE	AT-RISK
0	4	43	43	1

\* Ratings are calculated with data available by 02/17/2009. Schools with Students like Ours are Elementary Schools with poverty indices of no more than 5% above or below the index for this school.


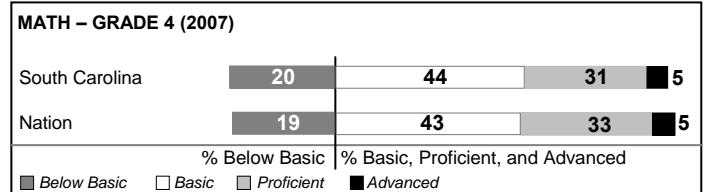
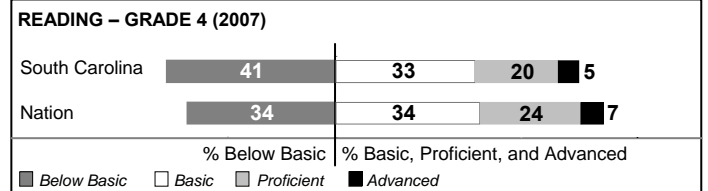
## PACT PERFORMANCE

Our School
  Elementary Schools with Students Like Ours
  Elementary schools statewide



## NAEP PERFORMANCE\*

\* Performance reported for SC and nation, data not available at school level. Percentages at NAEP Achievement Levels.



## SC PERFORMANCE GOAL

2010 Goal:

*By 2010, SC's student achievement will be ranked in the top half of the states nationally. To achieve this goal, we must become one of the fastest improving systems in the country.*

2020 Goal: TBD

### Abbreviations Key

N/A Not Applicable N/AV Not Available N/C Not Collected N/R Not Reported I/S Insufficient Sample TBD To be determined  
 NI Newly Identified CSI Continuing School Improvement CA Corrective Action RP Plan to Restructure R Restructure DELAY School Improvement Status HOLD School Improvement Status

# Windsor Elementary [Richland 2]

## SCHOOL PROFILE

	Our School	Change from Last Year	Elementary Schools with Students Like Ours	Median Elementary School
<b>Students (n=615)</b>				
Retention rate	2.2%	Down from 2.9%	2.9%	2.3%
Attendance rate	96.5%	Down from 96.7%	96.1%	96.3%
Eligible for gifted and talented	4.3%	Down from 6.4%	8.9%	10.4%
With disabilities other than speech	9.6%	Up from 6.9%	9.0%	7.5%
Out-of-school suspensions or expulsions for violent &/or criminal offenses	0.0%	No Change	0.0%	0.0%
<b>Teachers (n=49)</b>				
Teachers with advanced degrees	53.1%	Up from 51.0%	56.2%	56.7%
Continuing contract teachers	42.9%	Down from 49.0%	80.0%	77.3%
Teachers with emergency or provisional certificates	3.4%	Up from 0.0%	0.0%	0.0%
Teachers returning from previous year	57.1%	Down from 64.2%	86.7%	86.4%
Teacher attendance rate	94.1%	Down from 96.0%	94.8%	94.9%
Average teacher salary	\$40,475	Up 2.8%	\$45,339	\$45,345
Classes not taught by highly qualified teachers	5.3%	Up from 0.0%	0.0%	0.0%
<b>School</b>				
Principal's years at school	2.5	Up from 1.5	4.0	4.0
Student-teacher ratio in core subjects	20.1 to 1	Up from 19.3 to 1	18.5 to 1	18.5 to 1
Prime instructional time	89.0%	Down from 91.1%	89.3%	89.8%
Opportunities in the arts	Good	No Change	Good	Good
SACS accreditation	Yes	No Change	Yes	Yes
Character development program	Excellent	No Change	Excellent	Excellent
Dollars spent per pupil*	\$7,586	Up 13.9%	\$6,959	\$7,052
Percent of expenditures for instruction*	70.1%	Down from 74.0%	68.4%	69.1%
Percent of expenditures for teacher salaries*	68.0%	Down from 70.4%	63.9%	64.2%
% of AYP objectives met	60.0%		85.7%	85.7%

\* Prior year audited financial data available.

## REPORT OF PRINCIPAL AND SCHOOL IMPROVEMENT COUNCIL

Windsor Elementary is an Integrated Thematic Instruction (ITI) school with an emphasis on differentiated instruction. Windsor Elementary is a nationally recognized Blue Ribbon School of Excellence, a School of Promise, and a South Carolina Red Carpet School. Windsor has experienced another successful school year because of the continued support and dedication of the faculty and staff, parents, community, and the students.

Windsor received the following grants: 21st Century Community Learning Grant worth 140,000 for the first year, Bi-Lo Charities Grant, DHEC Environmental Grant, Sparkleberry Fair Grants, a corporate grant, and the Good Neighbor Initiative Grant by State Farm and Richland School District Two Youth Action Council.

This past summer twenty-four of the classrooms were renovated to include new HVAC units, new carpet, new cabinetry, and the addition of cubbies. The media center was expanded and included all new furniture, new bookshelves, and a story nook. A new cafeteria and kitchen was added to the school. The existing cafeteria and kitchen was converted to a science lab, two computer labs, and additional restrooms.

The focus for this school year was building community and that was accomplished through our family movie nights and two school-wide programs which allowed all the students at Windsor to participate through singing, dancing, and acting.

Windsor Elementary continues to a place where children learn, grow, and dream.

Eric L. Jeffcoat, Principal  
Andrena McFadden, SIC Chair

## EVALUATION RESULTS

	Teachers	Students*	Parents*
Number of surveys returned	45	91	39
Percent satisfied with learning environment	84.4%	71.4%	84.2%
Percent satisfied with social and physical environment	86.7%	82.0%	83.3%
Percent satisfied with school-home relations	80.0%	84.4%	87.2%

\*Only students at the highest elementary school grade level at this school and their parents were included.

Comprehensive detail, including definitions of rating, performance criteria, and explanations of status, is available on [www.ed.sc.gov](http://www.ed.sc.gov) and [www.eoc.sc.gov](http://www.eoc.sc.gov) as well as school and school district websites.

Printed versions are available from school districts upon request.

### Abbreviations Key

N/A Not Applicable N/AV Not Available N/C Not Collected N/R Not Reported I/S Insufficient Sample TBD To be determined  
NI Newly Identified CSI Continuing School Improvement CA Corrective Action RP Plan to Restructure R Restructure DELAY School Improvement Status HOLD School Improvement Status