



# SC Annual School Report Card Summary

**L B Nelson Elementary**  
**Richland 2**  
**Grades: PK-5**      **Enrollment: 578**  
**Principal: Maree E. Price**  
**Superintendent: Dr. Stephen Hefner**  
**Board Chair: Stephen Shellenberg**

## PERFORMANCE

Comprehensive detail, including definitions of ratings, performance criteria, and explanations of status, is available on [www.ed.sc.gov](http://www.ed.sc.gov) and [www.eoc.sc.gov](http://www.eoc.sc.gov) as well as school and school district websites. Printed versions are available from school districts upon request.

YEAR	ABSOLUTE RATING	GROWTH RATING	PALMETTO GOLD/SILVER AWARD	AYP STATUS	NCLB IMPROVEMENT STATUS
2008	Average	Below Average	TBD	Not Met	N/A
2007	Average	Below Average	N/A	Met	N/A
2006	Good	Below Average	N/A	Not Met	N/A

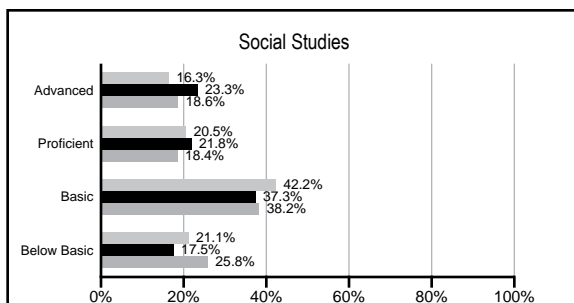
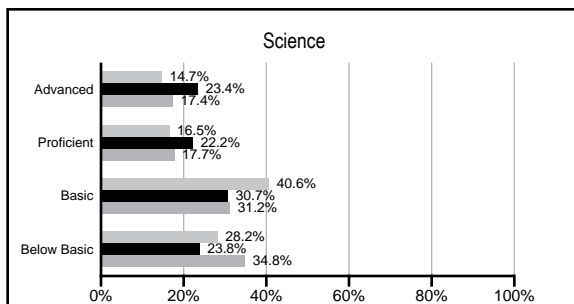
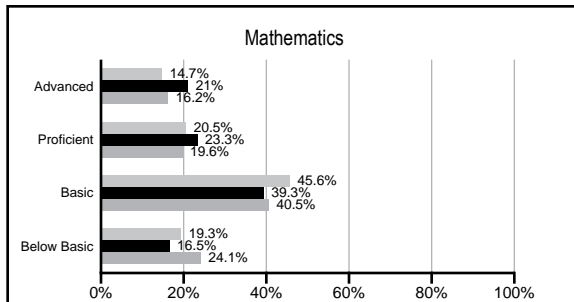
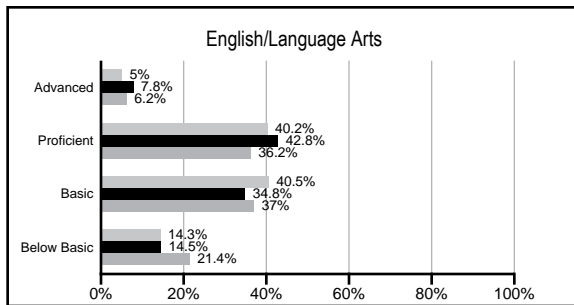
## ABSOLUTE RATINGS OF ELEMENTARY SCHOOLS WITH STUDENTS LIKE OURS\*

EXCELLENT	GOOD	AVERAGE	BELOW AVERAGE	AT-RISK
2	34	56	3	0

\* Ratings are calculated with data available by 02/17/2009. Schools with Students like Ours are Elementary Schools with poverty indices of no more than 5% above or below the index for this school.

## PACT PERFORMANCE

Our School     
  Elementary Schools with Students Like Ours     
  Elementary schools statewide



## NAEP PERFORMANCE\*

\* Performance reported for SC and nation, data not available at school level. Percentages at NAEP Achievement Levels.



## SC PERFORMANCE GOAL

2010 Goal:

*By 2010, SC's student achievement will be ranked in the top half of the states nationally. To achieve this goal, we must become one of the fastest improving systems in the country.*

2020 Goal: TBD

### Abbreviations Key

N/A Not Applicable N/AV Not Available N/C Not Collected N/R Not Reported I/S Insufficient Sample TBD To be determined  
 NI Newly Identified CSI Continuing School Improvement CA Corrective Action RP Plan to Restructure R Restructure DELAY School Improvement Status HOLD School Improvement Status

# L B Nelson Elementary [Richland 2]

## SCHOOL PROFILE

	Our School	Change from Last Year	Elementary Schools with Students Like Ours	Median Elementary School
<b>Students (n=578)</b>				
Retention rate	1.3%	Up from 1.1%	1.9%	2.3%
Attendance rate	96.9%	Up from 96.6%	96.5%	96.3%
Eligible for gifted and talented	12.9%	Down from 17.3%	16.6%	10.4%
With disabilities other than speech	5.8%	Down from 7.2%	6.8%	7.5%
Out-of-school suspensions or expulsions for violent &/or criminal offenses	0.0%	Down from 0.2%	0.0%	0.0%
<b>Teachers (n=44)</b>				
Teachers with advanced degrees	77.3%	No Change	59.8%	56.7%
Continuing contract teachers	70.5%	Down from 81.8%	81.2%	77.3%
Teachers with emergency or provisional certificates	0.0%	No Change	0.0%	0.0%
Teachers returning from previous year	80.2%	Down from 85.8%	89.6%	86.4%
Teacher attendance rate	94.0%	Down from 95.3%	94.8%	94.9%
Average teacher salary	\$48,404	Up 0.8%	\$46,557	\$45,345
Classes not taught by highly qualified teachers	0.0%	Down from 1.8%	0.0%	0.0%
<b>School</b>				
Principal's years at school	1.0	No Change	5.0	4.0
Student-teacher ratio in core subjects	19.2 to 1	Up from 18.0 to 1	19.5 to 1	18.5 to 1
Prime instructional time	89.6%	Down from 90.8%	90.2%	89.8%
Opportunities in the arts	Good	No Change	Good	Good
SACS accreditation	Yes	No Change	Yes	Yes
Character development program	Good	Down from Excellent	Excellent	Excellent
Dollars spent per pupil*	\$8,263	Up 16.6%	\$6,475	\$7,052
Percent of expenditures for instruction*	69.0%	Down from 69.2%	69.8%	69.1%
Percent of expenditures for teacher salaries*	66.8%	Up from 66.4%	66.0%	64.2%
% of AYP objectives met	94.1%		92.3%	85.7%

\* Prior year audited financial data available.

## EVALUATION RESULTS

	Teachers	Students*	Parents*
Number of surveys returned	46	99	61
Percent satisfied with learning environment	100.0%	79.6%	83.3%
Percent satisfied with social and physical environment	100.0%	78.8%	86.2%
Percent satisfied with school-home relations	87.0%	74.7%	80.7%

\*Only students at the highest elementary school grade level at this school and their parents were included.

## REPORT OF PRINCIPAL AND SCHOOL IMPROVEMENT COUNCIL

Lonnie B. Nelson has a rich tradition of excellence. For the past 45 years we have provided an academic program that is rigorous for all while focused on the needs of individual children. Our PTO Board, School Improvement Council, and Education Foundation are committed to assisting us to keep this tradition of excellence. These groups have planned various activities to involve parents, students, and teachers. You are invited to join us and be involved in the life of our school.

Our motto is "A Community of Learners United in Helping Ourselves, Others, and the World." With this in mind, beginning with the 2007-2008 school year, our teachers and staff have begun staff development using the Integrated Thematic Instruction model that centers on nine brain-compatible elements: Absence of Threat, Enriched Environment, Movement to Learn, Collaboration, Immediate Feedback, Mastery of Content, Choice, Adequate Time, and Meaningful Content. Our character education program consisting of five Lifelong Guidelines: Trustworthiness, Truthfulness, Active Listening, No Put Downs, and Personal Best. Eighteen LIFESKILLS are integrated into our lessons and our school culture as well. The results of this concentration have already been reflected in the academic progress and behavior of our children.

This year is also the first year of our magnet program, The Academy for Civic Engagement(ACE). This program is designed to offer leadership roles to students through a study of government and politics, business and service, and philanthropy.

As we begin to review and revise our strategic plans to align with our district, we will continue to focus on providing an enriched and nurturing environment for our students. We embrace the involvement of caring families and community members to help us meet our goals. I look forward to the continuation of the rich tradition that defines our fine, fine school.

Maree E. Price, Principal  
Chairperson

Jim Andreen, SIC

Comprehensive detail, including definitions of rating, performance criteria, and explanations of status, is available on [www.ed.sc.gov](http://www.ed.sc.gov) and [www.eoc.sc.gov](http://www.eoc.sc.gov) as well as school and school district websites.

Printed versions are available from school districts upon request.

### Abbreviations Key

N/A Not Applicable N/AV Not Available N/C Not Collected N/R Not Reported I/S Insufficient Sample TBD To be determined

NI Newly Identified CSI Continuing School Improvement CA Corrective Action RP Plan to Restructure R Restructure DELAY School Improvement Status HOLD School Improvement Status