



# SC Annual School Report Card Summary

Joseph Keels Elementary

Richland 2

Grades: PK-5

Enrollment: 599

Principal: Lynne Ladue

Superintendent: Dr. Stephen Hefner

Board Chair: Stephen Shellenberg

## PERFORMANCE

Comprehensive detail, including definitions of ratings, performance criteria, and explanations of status, is available on [www.ed.sc.gov](http://www.ed.sc.gov) and [www.eoc.sc.gov](http://www.eoc.sc.gov) as well as school and school district websites. Printed versions are available from school districts upon request.

YEAR	ABSOLUTE RATING	GROWTH RATING	PALMETTO GOLD/SILVER AWARD	AYP STATUS	NCLB IMPROVEMENT STATUS
2008	At-Risk	At-Risk	TBD	Not Met	N/A
2007	Below Average	Below Average	N/A	Not Met	N/A
2006	Below Average	At-Risk	N/A	Met	N/A

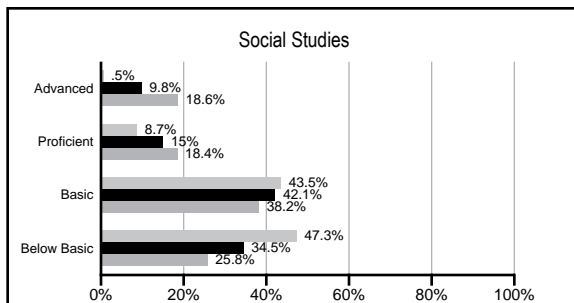
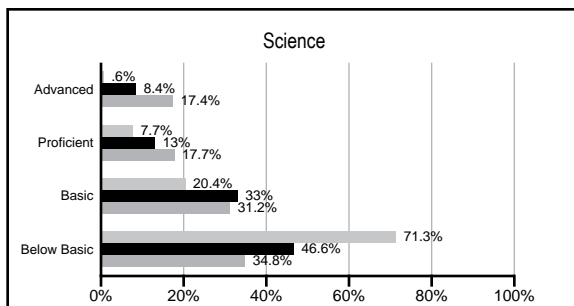
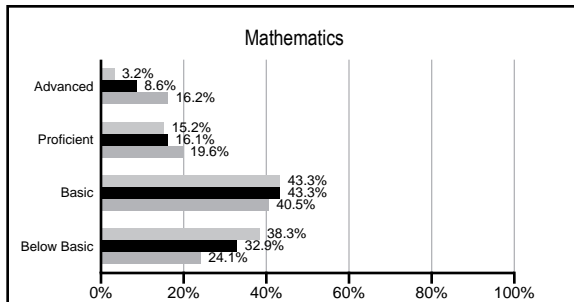
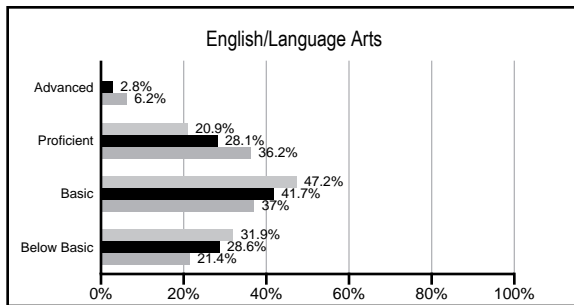
## ABSOLUTE RATINGS OF ELEMENTARY SCHOOLS WITH STUDENTS LIKE OURS\*

EXCELLENT	GOOD	AVERAGE	BELOW AVERAGE	AT-RISK
0	0	17	67	20

\* Ratings are calculated with data available by 02/17/2009. Schools with Students like Ours are Elementary Schools with poverty indices of no more than 5% above or below the index for this school.


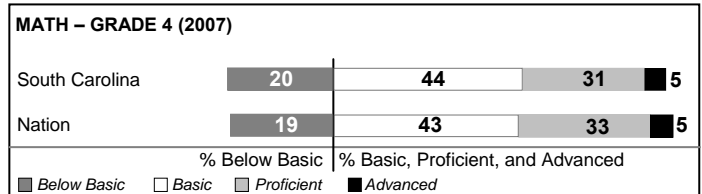
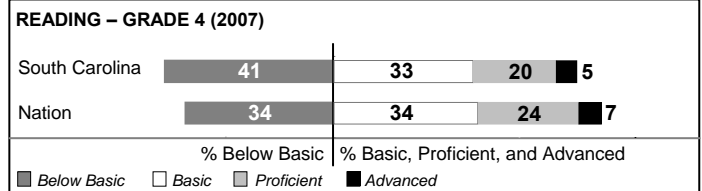
## PACT PERFORMANCE

Our School
  Elementary Schools with Students Like Ours
  Elementary schools statewide



## NAEP PERFORMANCE\*

\* Performance reported for SC and nation, data not available at school level. Percentages at NAEP Achievement Levels.



## SC PERFORMANCE GOAL

2010 Goal:

*By 2010, SC's student achievement will be ranked in the top half of the states nationally. To achieve this goal, we must become one of the fastest improving systems in the country.*

2020 Goal: TBD

### Abbreviations Key

N/A Not Applicable N/AV Not Available N/C Not Collected N/R Not Reported I/S Insufficient Sample TBD To be determined  
 NI Newly Identified CSI Continuing School Improvement CA Corrective Action RP Plan to Restructure R Restructure DELAY School Improvement Status HOLD School Improvement Status

# Joseph Keels Elementary [Richland 2]

## SCHOOL PROFILE

	Our School	Change from Last Year	Elementary Schools with Students Like Ours	Median Elementary School
<b>Students (n=599)</b>				
Retention rate	1.5%	Up from 0.5%	3.0%	2.3%
Attendance rate	96.2%	No Change	96.0%	96.3%
Eligible for gifted and talented	2.7%	Up from 0.3%	4.5%	10.4%
With disabilities other than speech	8.9%	Up from 1.0%	8.0%	7.5%
Out-of-school suspensions or expulsions for violent &/or criminal offenses	0.2%	No Change	0.0%	0.0%
<b>Teachers (n=51)</b>				
Teachers with advanced degrees	66.7%	Down from 69.2%	53.6%	56.7%
Continuing contract teachers	64.7%	Down from 82.7%	70.4%	77.3%
Teachers with emergency or provisional certificates	0.0%	No Change	0.0%	0.0%
Teachers returning from previous year	75.5%	Down from 80.7%	83.6%	86.4%
Teacher attendance rate	95.7%	Up from 95.5%	95.0%	94.9%
Average teacher salary	\$45,073	Up 2.0%	\$44,021	\$45,345
Classes not taught by highly qualified teachers	1.6%	Up from 0.0%	0.0%	0.0%
<b>School</b>				
Principal's years at school	2.0	Up from 1.0	3.0	4.0
Student-teacher ratio in core subjects	16.8 to 1	Up from 15.8 to 1	17.0 to 1	18.5 to 1
Prime instructional time	90.6%	Up from 90.2%	89.2%	89.8%
Opportunities in the arts	Good	No Change	Good	Good
SACS accreditation	Yes	No Change	Yes	Yes
Character development program	Excellent	No Change	Excellent	Excellent
Dollars spent per pupil*	\$7,832	Up 6.4%	\$7,712	\$7,052
Percent of expenditures for instruction*	76.7%	Down from 79.0%	69.1%	69.1%
Percent of expenditures for teacher salaries*	71.8%	Down from 73.6%	62.7%	64.2%
% of AYP objectives met	60.0%		75.9%	85.7%

\* Prior year audited financial data available.

## EVALUATION RESULTS

	Teachers	Students*	Parents*
Number of surveys returned	46	89	66
Percent satisfied with learning environment	90.9%	69.0%	82.8%
Percent satisfied with social and physical environment	91.3%	72.7%	76.9%
Percent satisfied with school-home relations	78.3%	83.0%	84.4%

\*Only students at the highest elementary school grade level at this school and their parents were included.

## REPORT OF PRINCIPAL AND SCHOOL IMPROVEMENT COUNCIL

Joseph Keels Elementary School has completed a successful 2007-2008. Under our banner of "Dream, Believe, Achieve," Keels continues to foster a positive learning environment through our Positive Behavior Incentives and Supports (PBIS) program. All Keels students follow a Code of Conduct, receiving positive office referrals for performing random acts of kindness, being respectful, responsible, safe, and prepared. Student leadership is fostered through the creation of our new Youth Action Council, our young ladies' Pyramids of Excellence group, fifth grade leadership seminars throughout the year, our Beta Club and Student Council. All of the above mentioned groups performed community service learning projects throughout the school year.

Having a full time parent educator has allowed Keels to survey our parents and create quarterly parent workshops focusing on the needs and interests specific to our parents. These included health and wellness, personal finance, punishment versus discipline, and literacy. Feedback from parents was very positive. Surveys done now will drive our workshops for the next school year.

From our Smart Start program in Kindergarten through Grade 2, designed to build vocabulary, higher order thinking and questioning skills, as well as gifted, intelligent behavior in all children, we at Keels provide a variety of diverse programs geared to meeting the needs of divergent learners. In Grades two and three, we have Center for Achievement classes based on the work of Dr. Mel Levine. Third grade boasts an I-TECH classroom for those tech savvy student learners. We offered single gender classes in our fourth grade classrooms, and will be expanding that to include fifth grade next year. Students can also take advantage of an advanced math class in Grade five.

Keels has piloted Benchmark testing in math this year in Grades three through five in an effort to track student growth and progress more closely over time. This has allowed us to modify our instruction to focus on the specific needs of our students in Grades two through five. We continue to integrate technology into instruction with the placement of SMART Boards in 100% of our classrooms. Interactive teaching and learning is an integral part of every Keels classroom.

Keels continues its Red Carpet tradition of maintaining a customer friendly environment for all stakeholders. Our ongoing partnerships with Boys & Girls Club of the Midlands and HOPE worldwide provide learning and character development opportunities for our students six days a week at Keels. Through our partnership with HOPE worldwide, it has been possible to provide mentors for some of our fourth and fifth grade students.

Joseph Keels continues to develop students who are sound of mind, body, and spirit.

Lynne M. Ladue, Principal  
Carol Henley, SIC Chairperson

Comprehensive detail, including definitions of rating, performance criteria, and explanations of status, is available on [www.ed.sc.gov](http://www.ed.sc.gov) and [www.eoc.sc.gov](http://www.eoc.sc.gov) as well as school and school district websites.

Printed versions are available from school districts upon request.

### Abbreviations Key

N/A Not Applicable N/AV Not Available N/C Not Collected N/R Not Reported I/S Insufficient Sample TBD To be determined  
NI Newly Identified CSI Continuing School Improvement CA Corrective Action RP Plan to Restructure R Restructure DELAY School Improvement Status HOLD School Improvement Status