



# SC Annual School Report Card Summary

Forest Lake Elementary  
Richland 2

Grades: PK-5

Enrollment: 592

Principal: Kappy Cannon

Superintendent: Dr. Stephen Hefner

Board Chair: Stephen Shellenberg

## PERFORMANCE

Comprehensive detail, including definitions of ratings, performance criteria, and explanations of status, is available on [www.ed.sc.gov](http://www.ed.sc.gov) and [www.eoc.sc.gov](http://www.eoc.sc.gov) as well as school and school district websites. Printed versions are available from school districts upon request.

YEAR	ABSOLUTE RATING	GROWTH RATING	PALMETTO GOLD/SILVER AWARD	AYP STATUS	NCLB IMPROVEMENT STATUS
2008	Average	Average	TBD	Not Met	N/A
2007	Average	At-Risk	N/A	Not Met	N/A
2006	Good	Average	N/A	Met	N/A

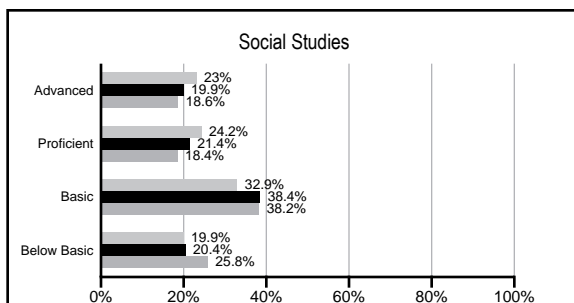
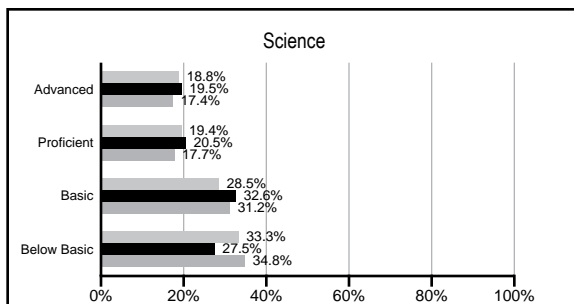
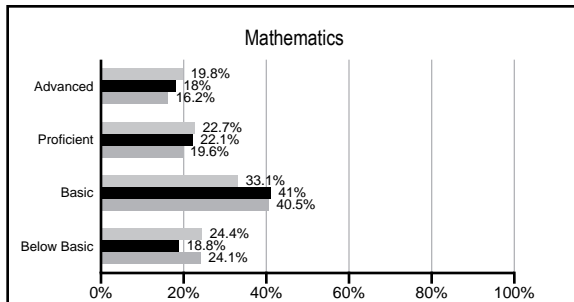
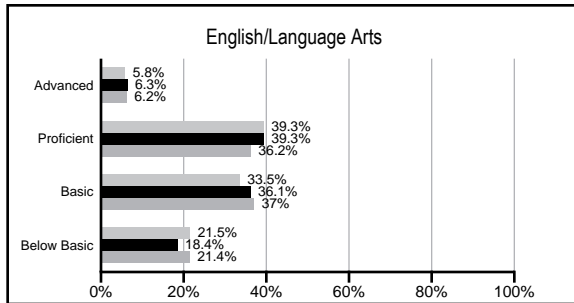
## ABSOLUTE RATINGS OF ELEMENTARY SCHOOLS WITH STUDENTS LIKE OURS\*

EXCELLENT	GOOD	AVERAGE	BELOW AVERAGE	AT-RISK
0	14	57	6	1

\* Ratings are calculated with data available by 02/17/2009. Schools with Students like Ours are Elementary Schools with poverty indices of no more than 5% above or below the index for this school.

## PACT PERFORMANCE

Our School
  Elementary Schools with Students Like Ours
  Elementary schools statewide



## NAEP PERFORMANCE\*

\* Performance reported for SC and nation, data not available at school level. Percentages at NAEP Achievement Levels.



## SC PERFORMANCE GOAL

2010 Goal:

*By 2010, SC's student achievement will be ranked in the top half of the states nationally. To achieve this goal, we must become one of the fastest improving systems in the country.*

2020 Goal: TBD

### Abbreviations Key

N/A Not Applicable N/AV Not Available N/C Not Collected N/R Not Reported I/S Insufficient Sample TBD To be determined  
NI Newly Identified CSI Continuing School Improvement CA Corrective Action RP Plan to Restructure R Restructure DELAY School Improvement Status HOLD School Improvement Status

# Forest Lake Elementary [Richland 2]

## SCHOOL PROFILE

	Our School	Change from Last Year	Elementary Schools with Students Like Ours	Median Elementary School
<b>Students (n=592)</b>				
Retention rate	3.7%	Up from 3.0%	2.1%	2.3%
Attendance rate	96.7%	Up from 96.4%	96.4%	96.3%
Eligible for gifted and talented	18.7%	Down from 20.2%	12.5%	10.4%
With disabilities other than speech	9.1%	Up from 7.5%	7.6%	7.5%
Out-of-school suspensions or expulsions for violent &/or criminal offenses	0.0%	Down from 0.2%	0.0%	0.0%
<b>Teachers (n=51)</b>				
Teachers with advanced degrees	58.8%	Up from 54.9%	56.0%	56.7%
Continuing contract teachers	56.9%	Down from 82.4%	77.7%	77.3%
Teachers with emergency or provisional certificates	2.6%	Up from 0.0%	0.0%	0.0%
Teachers returning from previous year	79.6%	Down from 85.5%	88.0%	86.4%
Teacher attendance rate	96.0%	Down from 97.1%	95.0%	94.9%
Average teacher salary	\$46,279	Up 2.3%	\$45,339	\$45,345
Classes not taught by highly qualified teachers	0.0%	No Change	0.0%	0.0%
<b>School</b>				
Principal's years at school	7.0	Up from 6.0	4.0	4.0
Student-teacher ratio in core subjects	16.7 to 1	Up from 16.6 to 1	19.2 to 1	18.5 to 1
Prime instructional time	91.6%	Down from 92.4%	90.3%	89.8%
Opportunities in the arts	Good	No Change	Good	Good
SACS accreditation	Yes	No Change	Yes	Yes
Character development program	Excellent	No Change	Excellent	Excellent
Dollars spent per pupil*	\$8,410	Up 4.1%	\$6,441	\$7,052
Percent of expenditures for instruction*	78.6%	Up from 78.0%	70.0%	69.1%
Percent of expenditures for teacher salaries*	71.4%	Up from 70.8%	65.5%	64.2%
% of AYP objectives met	89.5%		89.5%	85.7%

\* Prior year audited financial data available.

## EVALUATION RESULTS

	Teachers	Students*	Parents*
Number of surveys returned	51	76	53
Percent satisfied with learning environment	100.0%	92.1%	90.2%
Percent satisfied with social and physical environment	100.0%	89.5%	86.8%
Percent satisfied with school-home relations	100.0%	89.5%	73.1%

\*Only students at the highest elementary school grade level at this school and their parents were included.

## REPORT OF PRINCIPAL AND SCHOOL IMPROVEMENT COUNCIL

Forest Lake Technology Magnet School is a school of national and state distinction that fosters a positive learning environment for all students. Forest Lake Elementary's most recent honor is being chosen as a 2008 Magnet Schools of America School of Distinction.

Other honors include being chosen as a recipient of the 2003-2006 SC Exemplary Writing Award, being chosen as a NASA Explorer school, the Intel Schools of Distinction 2007 award in the area technology excellence, a 2007-2012 SMART Technologies Showcase School, a 2007 Red Carpet winner, and a 2007 Palmetto's Finest Award winner.

Our instructional program focuses on the SC Curriculum Standards through experience based and integrated thematic instruction practices with an emphasis on technology. Students are actively engaged in the learning process. Forest Lake's commitment to learning extends beyond the basics. Our well trained, dedicated staff works diligently to provide every student with academic experiences beyond the classroom so that students will achieve to their fullest potential.

Several school-wide programs and activities have been implemented to promote student achievements. Sciencefest, Cultural Arts Week, NASA Family Nights, various art competitions, chorus and drama productions, reading programs, a Lego Robotics team, and technology project are the challenges our students enjoy every year.

The leaders of tomorrow must begin learning today as we expose our student to the latest in technology, communications, and culture. Forest Lake is proud of our exceptional art and music programs as well as our innovative Sci-Tech lab and our state of the art TV studio. Technology and writing are integrated throughout the instructional program.

Comprehensive detail, including definitions of rating, performance criteria, and explanations of status, is available on [www.ed.sc.gov](http://www.ed.sc.gov) and [www.eoc.sc.gov](http://www.eoc.sc.gov) as well as school and school district websites.

Printed versions are available from school districts upon request.

### Abbreviations Key

N/A Not Applicable N/AV Not Available N/C Not Collected N/R Not Reported I/S Insufficient Sample TBD To be determined  
 NI Newly Identified CSI Continuing School Improvement CA Corrective Action RP Plan to Restructure R Restructure DELAY School Improvement Status HOLD School Improvement Status