



SC Annual School Report Card Summary

Bethel-Hanberry Elementary

Richland 2

Grades: PK-5

Enrollment: 688

Principal: Mr. Jeff Williams

Superintendent: Dr. Stephen Hefner

Board Chair: Stephen Shellenberg

PERFORMANCE

Comprehensive detail, including definitions of ratings, performance criteria, and explanations of status, is available on www.ed.sc.gov and www.eoc.sc.gov as well as school and school district websites. Printed versions are available from school districts upon request.

YEAR	ABSOLUTE RATING	GROWTH RATING	PALMETTO GOLD/SILVER AWARD	AYP STATUS	NCLB IMPROVEMENT STATUS
2008	Good	Average	TBD	Not Met	N/A
2007	Good	Below Average	Silver	Met	N/A
2006	Good	Average	Silver	Met	N/A

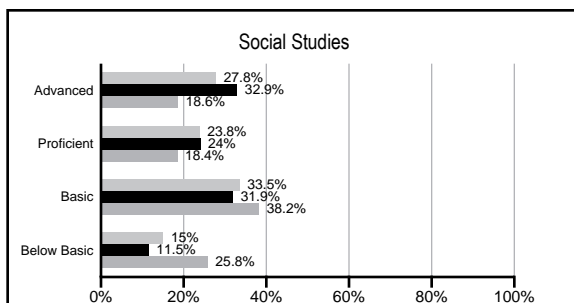
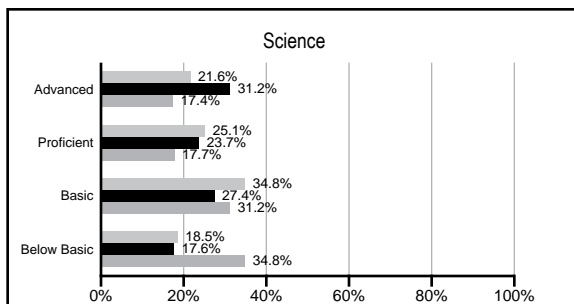
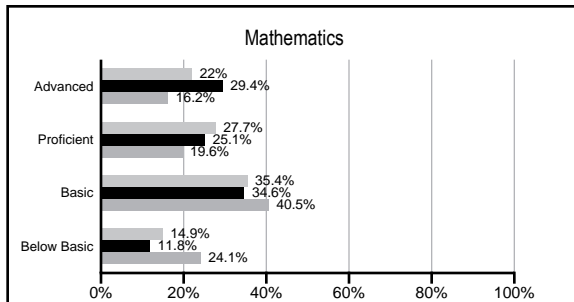
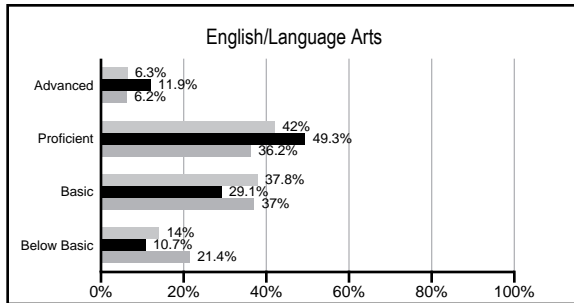
ABSOLUTE RATINGS OF ELEMENTARY SCHOOLS WITH STUDENTS LIKE OURS*

EXCELLENT	GOOD	AVERAGE	BELOW AVERAGE	AT-RISK
7	21	5	1	0

* Ratings are calculated with data available by 02/17/2009. Schools with Students like Ours are Elementary Schools with poverty indices of no more than 5% above or below the index for this school.


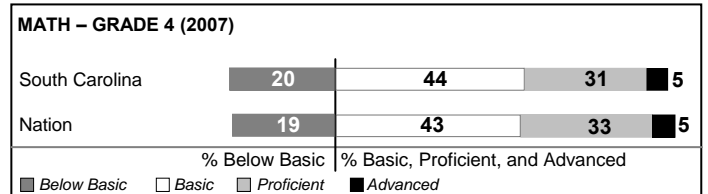
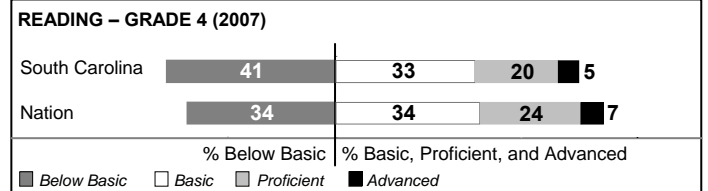
PACT PERFORMANCE

Our School
 Elementary Schools with Students Like Ours
 Elementary schools statewide



NAEP PERFORMANCE*

* Performance reported for SC and nation, data not available at school level. Percentages at NAEP Achievement Levels.



SC PERFORMANCE GOAL

2010 Goal:

By 2010, SC's student achievement will be ranked in the top half of the states nationally. To achieve this goal, we must become one of the fastest improving systems in the country.

2020 Goal: TBD

Abbreviations Key

N/A Not Applicable N/AV Not Available N/C Not Collected N/R Not Reported I/S Insufficient Sample TBD To be determined
 NI Newly Identified CSI Continuing School Improvement CA Corrective Action RP Plan to Restructure R Restructure DELAY School Improvement Status HOLD School Improvement Status

Bethel-Hanberry Elementary [Richland 2]

SCHOOL PROFILE

	Our School	Change from Last Year	Elementary Schools with Students Like Ours	Median Elementary School
Students (n=688)				
Retention rate	0.6%	Up from 0.4%	1.5%	2.3%
Attendance rate	96.7%	No Change	96.8%	96.3%
Eligible for gifted and talented	20.3%	Down from 21.7%	22.2%	10.4%
With disabilities other than speech	3.5%	Up from 2.6%	6.3%	7.5%
Out-of-school suspensions or expulsions for violent &/or criminal offenses	0.0%	No Change	0.0%	0.0%
Teachers (n=42)				
Teachers with advanced degrees	57.1%	Up from 55.8%	60.1%	56.7%
Continuing contract teachers	76.2%	Down from 79.1%	79.1%	77.3%
Teachers with emergency or provisional certificates	0.0%	No Change	0.0%	0.0%
Teachers returning from previous year	88.2%	Up from 87.9%	88.2%	86.4%
Teacher attendance rate	91.3%	Down from 96.9%	95.1%	94.9%
Average teacher salary	\$47,859	Up 4.0%	\$47,187	\$45,345
Classes not taught by highly qualified teachers	0.0%	No Change	0.0%	0.0%
School				
Principal's years at school	0.5	Down from 8.0	4.5	4.0
Student-teacher ratio in core subjects	20.2 to 1	Up from 19.7 to 1	20.2 to 1	18.5 to 1
Prime instructional time	86.1%	Down from 93.0%	90.5%	89.8%
Opportunities in the arts	Good	No Change	Good	Good
SACS accreditation	Yes	No Change	Yes	Yes
Character development program	Excellent	No Change	Excellent	Excellent
Dollars spent per pupil*	\$6,881	Up 10.5%	\$6,498	\$7,052
Percent of expenditures for instruction*	70.5%	Down from 72.8%	70.4%	69.1%
Percent of expenditures for teacher salaries*	66.7%	Down from 67.3%	65.5%	64.2%
% of AYP objectives met	88.2%		91.4%	85.7%

* Prior year audited financial data available.

EVALUATION RESULTS

	Teachers	Students*	Parents*
Number of surveys returned	40	111	64
Percent satisfied with learning environment	100.0%	88.3%	95.2%
Percent satisfied with social and physical environment	100.0%	90.1%	92.1%
Percent satisfied with school-home relations	100.0%	87.4%	88.9%

*Only students at the highest elementary school grade level at this school and their parents were included.

REPORT OF PRINCIPAL AND SCHOOL IMPROVEMENT COUNCIL

Bethel-Hanberry Elementary had another opportunity to work with the incredibly supportive Blythewood community. We are thankful for the partnership we have created with our school/parent organizations. Our PTO, SIC and Education Foundation have provided their time and talents to help us meet the diverse needs of our learning community. The efforts of our PTO have helped us provide technology upgrades throughout the building including: additional SMART Boards, computers, and software. Our SIC sponsored a "health day" that featured many of our community resources who taught all of our students important tips for a healthy lifestyle. In addition, our Education Foundation continued their fundraising efforts through their signature event— "Blythewood after Five"—which secured funds to support all academic programs. As a school that has been recognized for Exemplary Writing, Red Carpet, and Palmetto Gold/Silver award winners, we know it takes collaboration and a shared-vision by all to bring success.

Our faculty/staff have grown through professional development opportunities in assessment, instruction, and technology. They were determined to bring a variety of learning activities that challenge students to achieve their very best. We were excited to see the individual growth of students who participated in our "response to intervention" program. As well, all students attended an arts program which featured art, music, and physical education while our media center was a hub of activity with our Accelerated Reader program.

We will continue to develop new ideas and strategies to prepare our students for our ever-changing world. Our teachers do make a difference in the lives of children because teaching and learning are their vocation in life. We will continue to challenge our students to "stay on track for success"!

Mr. Jeff Williams, Principal
Mr. Edward Mines, SIC Chair

Comprehensive detail, including definitions of rating, performance criteria, and explanations of status, is available on www.ed.sc.gov and www.eoc.sc.gov as well as school and school district websites.

Printed versions are available from school districts upon request.

Abbreviations Key

N/A Not Applicable N/AV Not Available N/C Not Collected N/R Not Reported I/S Insufficient Sample TBD To be determined
NI Newly Identified CSI Continuing School Improvement CA Corrective Action RP Plan to Restructure R Restructure DELAY School Improvement Status HOLD School Improvement Status