



SC Annual School Report Card Summary

Brockman Elementary
Richland 1
Grades: PK-5 **Enrollment: 313**
Principal: Lynn B. Robertson
Superintendent: Dr. Percy Mack
Board Chair: Wendy Brawley

PERFORMANCE

Comprehensive detail, including definitions of ratings, performance criteria, and explanations of status, is available on www.ed.sc.gov and www.eoc.sc.gov as well as school and school district websites. Printed versions are available from school districts upon request.

YEAR	ABSOLUTE RATING	GROWTH RATING	PALMETTO GOLD/SILVER AWARD	AYP STATUS	NCLB IMPROVEMENT STATUS
2008	Good	Average	TBD	Met	N/A
2007	Good	Average	N/A	Met	N/A
2006	Good	Below Average	Gold	Met	N/A

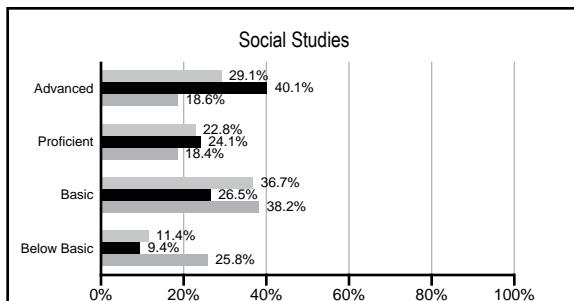
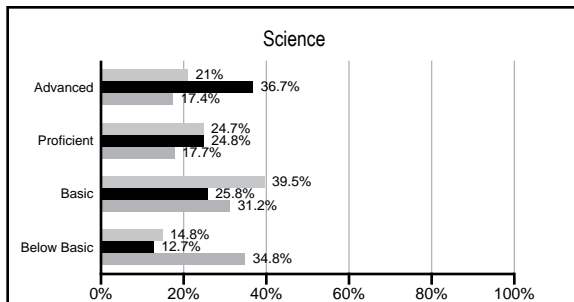
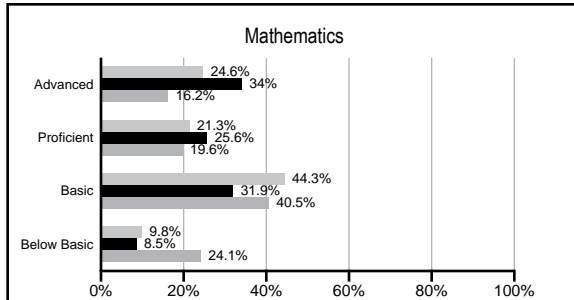
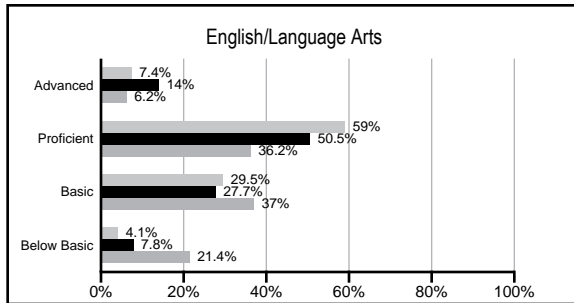
ABSOLUTE RATINGS OF ELEMENTARY SCHOOLS WITH STUDENTS LIKE OURS*

EXCELLENT	GOOD	AVERAGE	BELOW AVERAGE	AT-RISK
8	13	1	0	0

* Ratings are calculated with data available by 02/17/2009. Schools with Students like Ours are Elementary Schools with poverty indices of no more than 5% above or below the index for this school.

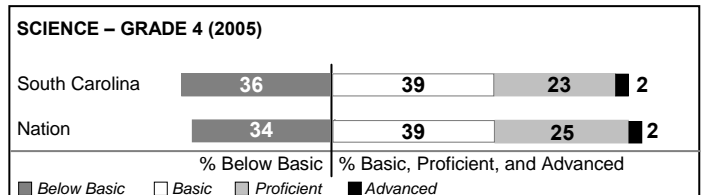

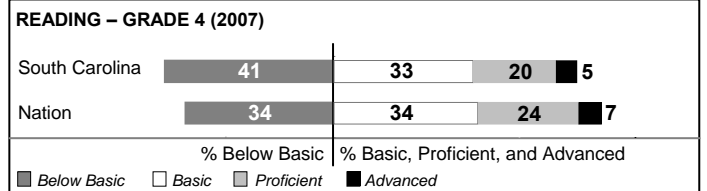
PACT PERFORMANCE

Our School
 Elementary Schools with Students Like Ours
 Elementary schools statewide



NAEP PERFORMANCE*

* Performance reported for SC and nation, data not available at school level. Percentages at NAEP Achievement Levels.



SC PERFORMANCE GOAL

2010 Goal:

By 2010, SC's student achievement will be ranked in the top half of the states nationally. To achieve this goal, we must become one of the fastest improving systems in the country.

2020 Goal: TBD

Abbreviations Key

N/A Not Applicable N/AV Not Available N/C Not Collected N/R Not Reported I/S Insufficient Sample TBD To be determined
 NI Newly Identified CSI Continuing School Improvement CA Corrective Action RP Plan to Restructure R Restructure DELAY School Improvement Status HOLD School Improvement Status

Brockman Elementary [Richland 1]

SCHOOL PROFILE

	Our School	Change from Last Year	Elementary Schools with Students Like Ours	Median Elementary School
Students (n=313)				
Retention rate	1.6%	Up from 0.0%	1.0%	2.3%
Attendance rate	97.2%	Up from 96.8%	97.0%	96.3%
Eligible for gifted and talented	0.0%	No Change	26.1%	10.4%
With disabilities other than speech	3.5%	Down from 4.2%	5.9%	7.5%
Out-of-school suspensions or expulsions for violent &/or criminal offenses	0.0%	No Change	0.0%	0.0%
Teachers (n=22)				
Teachers with advanced degrees	77.3%	Up from 71.4%	62.5%	56.7%
Continuing contract teachers	86.4%	Down from 95.2%	75.8%	77.3%
Teachers with emergency or provisional certificates	0.0%	No Change	0.0%	0.0%
Teachers returning from previous year	86.3%	Down from 88.2%	86.5%	86.4%
Teacher attendance rate	94.3%	Down from 95.2%	95.1%	94.9%
Average teacher salary	\$51,745	Up 10.0%	\$46,812	\$45,345
Classes not taught by highly qualified teachers	0.0%	No Change	0.0%	0.0%
School				
Principal's years at school	1.0	Down from 2.0	4.0	4.0
Student-teacher ratio in core subjects	18.4 to 1	Up from 17.9 to 1	19.7 to 1	18.5 to 1
Prime instructional time	90.3%	Down from 90.9%	90.6%	89.8%
Opportunities in the arts	Good	No Change	Good	Good
SACS accreditation	Yes	No Change	Yes	Yes
Character development program	Excellent	No Change	Excellent	Excellent
Dollars spent per pupil*	\$8,092	Up 1.5%	\$6,436	\$7,052
Percent of expenditures for instruction*	78.0%	Down from 78.7%	71.1%	69.1%
Percent of expenditures for teacher salaries*	75.4%	Up from 74.6%	62.4%	64.2%
% of AYP objectives met	100.0%		89.5%	85.7%

* Prior year audited financial data available.

EVALUATION RESULTS

	Teachers	Students*	Parents*
Number of surveys returned	19	36	33
Percent satisfied with learning environment	100.0%	91.7%	97.0%
Percent satisfied with social and physical environment	100.0%	91.7%	100.0%
Percent satisfied with school-home relations	100.0%	97.2%	93.9%

*Only students at the highest elementary school grade level at this school and their parents were included.

REPORT OF PRINCIPAL AND SCHOOL IMPROVEMENT COUNCIL

Brockman Elementary School, a Montessori School of Choice, embraces the philosophy and teachings of Dr. Maria Montessori. Our mission is to educate the whole child by promoting the academic, social, creative, physical, and emotional growth at the appropriate developmental level of each child. Children are grouped in multi-age classrooms with learning materials that meet the needs of various ability levels.

Assessments and test scores indicate that students at every level are making steady academic progress. Brockman Elementary School met all criteria and achieved Adequate Yearly Progress (AYP) as prescribed by No Child Left Behind (NCLB). Along with meeting AYP for the year, Palmetto Silver money was awarded for student achievement as indicated by PACT scores. Student success is attributed to the love, nurturing, and quality instruction provided by our excellent staff. Every effort is made to create a warm and respectful environment filled with rich, meaningful learning opportunities.

This year, a full-time teacher was assigned to the science lab. Hands-on lessons addressing state standards were provided in a lab setting to students in kindergarten through fifth grade. After school clubs provided learning opportunities in the fine arts (i.e., dance, art, drama, guitar and strings). Tutoring was also provided for students needing extra academic assistance in reading, math, science, and social studies. Two Odyssey of the Mind teams qualified and attended the World Finals.

Community service is an integral part of the Montessori philosophy. Students participated in monthly service projects coordinated by our PTA. This year students brought items to school and packed over 200 boxes for our troops serving in Iraq and Afghanistan. Harvest Hope food drive, Jump Rope for Heart, Pennies for Pasta, Earth Day Grocery Bag Project, and Red Cross Fundraising were also projects sponsored at Brockman this year. Leadership opportunities for students are available such as Safety Patrols, Peer Mediators and WBES, the morning news program.

The Parent-Teacher Association (PTA) and School Improvement Council are driving forces behind our school's success. Historically, Brockman has had a high level of parental involvement and support. Parents are responsible for many committees that contribute to the academic growth of our students. This year, the PTA enhanced our playground areas, purchased benches for the front of the school, and worked extensively in garden areas around the school. The Fine Arts Booster Club raised over \$20,000 to support the fine arts program and after-school classes in the arts.

Our goal at Brockman Elementary School is to challenge each and every child to achieve his or her greatest potential.

Lynn B. Robertson, Principal
Karen Manning, SIC Chair

Comprehensive detail, including definitions of rating, performance criteria, and explanations of status, is available on www.ed.sc.gov and www.eoc.sc.gov as well as school and school district websites.

Printed versions are available from school districts upon request.

Abbreviations Key

N/A Not Applicable N/AV Not Available N/C Not Collected N/R Not Reported I/S Insufficient Sample TBD To be determined
NI Newly Identified CSI Continuing School Improvement CA Corrective Action RP Plan to Restructure R Restructure DELAY School Improvement Status HOLD School Improvement Status