



# SC Annual School Report Card Summary

**Forest Heights Elementary**  
**Richland 1**  
**Grades: PK-5**  
**Principal: Dr. Frank Robinson**  
**Superintendent: Dr. Percy Mack**  
**Board Chair: Wendy Brawley**

**Enrollment: 442**

## PERFORMANCE

Comprehensive detail, including definitions of ratings, performance criteria, and explanations of status, is available on [www.ed.sc.gov](http://www.ed.sc.gov) and [www.eoc.sc.gov](http://www.eoc.sc.gov) as well as school and school district websites. Printed versions are available from school districts upon request.

YEAR	ABSOLUTE RATING	GROWTH RATING	PALMETTO GOLD/SILVER AWARD	AYP STATUS	NCLB IMPROVEMENT STATUS
2008	At-Risk	At-Risk	TBD	Not Met	N/A
2007	Below Average	At-Risk	N/A	Not Met	N/A
2006	Below Average	At-Risk	N/A	Met	N/A

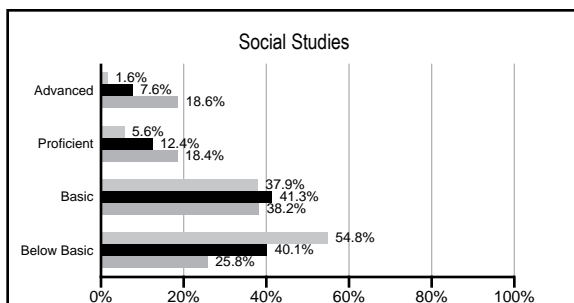
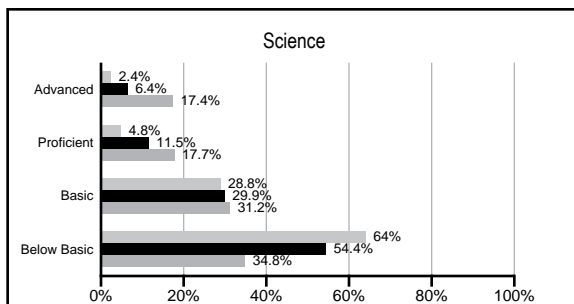
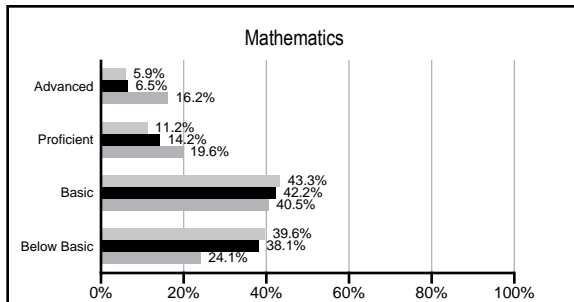
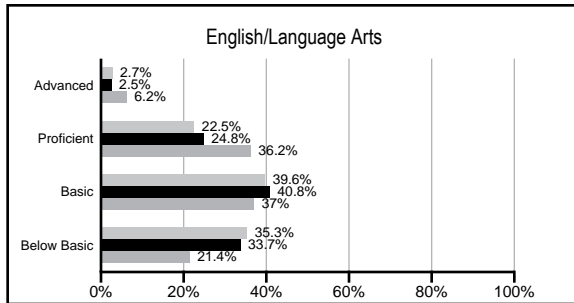
## ABSOLUTE RATINGS OF ELEMENTARY SCHOOLS WITH STUDENTS LIKE OURS\*

EXCELLENT	GOOD	AVERAGE	BELOW AVERAGE	AT-RISK
0	2	10	55	61

\* Ratings are calculated with data available by 02/17/2009. Schools with Students like Ours are Elementary Schools with poverty indices of no more than 5% above or below the index for this school.


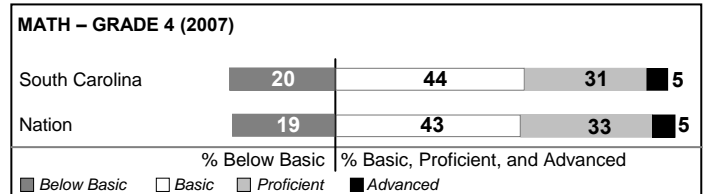
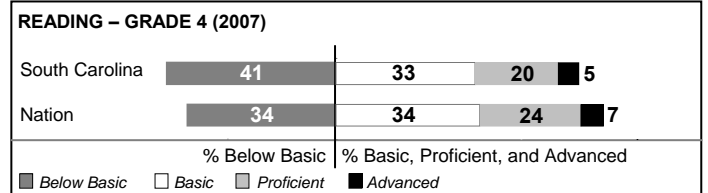
## PACT PERFORMANCE

Our School
  Elementary Schools with Students Like Ours
  Elementary schools statewide



## NAEP PERFORMANCE\*

\* Performance reported for SC and nation, data not available at school level. Percentages at NAEP Achievement Levels.



## SC PERFORMANCE GOAL

2010 Goal:

*By 2010, SC's student achievement will be ranked in the top half of the states nationally. To achieve this goal, we must become one of the fastest improving systems in the country.*

2020 Goal: TBD

### Abbreviations Key

N/A Not Applicable N/AV Not Available N/C Not Collected N/R Not Reported I/S Insufficient Sample TBD To be determined  
 NI Newly Identified CSI Continuing School Improvement CA Corrective Action RP Plan to Restructure R Restructure DELAY School Improvement Status HOLD School Improvement Status

# Forest Heights Elementary [Richland 1]

## SCHOOL PROFILE

	Our School	Change from Last Year	Elementary Schools with Students Like Ours	Median Elementary School
<b>Students (n=442)</b>				
Retention rate	1.7%	Down from 3.8%	3.1%	2.3%
Attendance rate	96.0%	Down from 96.3%	96.0%	96.3%
Eligible for gifted and talented	1.7%	Down from 6.1%	2.8%	10.4%
With disabilities other than speech	9.1%	Up from 5.3%	7.8%	7.5%
Out-of-school suspensions or expulsions for violent &/or criminal offenses	0.0%	No Change	0.0%	0.0%
<b>Teachers (n=35)</b>				
Teachers with advanced degrees	62.9%	Up from 41.2%	53.7%	56.7%
Continuing contract teachers	54.3%	Up from 48.6%	68.9%	77.3%
Teachers with emergency or provisional certificates	7.7%	Down from 11.5%	0.0%	0.0%
Teachers returning from previous year	75.0%	Down from 75.6%	82.7%	86.4%
Teacher attendance rate	94.5%	Up from 93.1%	95.0%	94.9%
Average teacher salary	\$44,075	Up 5.7%	\$43,799	\$45,345
Classes not taught by highly qualified teachers	12.4%	Up from 3.0%	1.2%	0.0%
<b>School</b>				
Principal's years at school	1.0	No Change	3.0	4.0
Student-teacher ratio in core subjects	21.0 to 1	Up from 18.4 to 1	16.5 to 1	18.5 to 1
Prime instructional time	88.8%	Up from 87.5%	89.4%	89.8%
Opportunities in the arts	Good	No Change	Good	Good
SACS accreditation	Yes	No Change	Yes	Yes
Character development program	Excellent	Up from Below Average	Excellent	Excellent
Dollars spent per pupil*	\$6,690	Down 0.7%	\$8,206	\$7,052
Percent of expenditures for instruction*	80.1%	Down from 80.7%	68.5%	69.1%
Percent of expenditures for teacher salaries*	75.5%	Up from 74.8%	60.7%	64.2%
% of AYP objectives met	53.8%		69.2%	85.7%

\* Prior year audited financial data available.

## EVALUATION RESULTS

	Teachers	Students*	Parents*
Number of surveys returned	31	71	43
Percent satisfied with learning environment	86.7%	81.7%	85.0%
Percent satisfied with social and physical environment	80.6%	81.4%	83.7%
Percent satisfied with school-home relations	51.6%	78.6%	86.0%

\*Only students at the highest elementary school grade level at this school and their parents were included.

## REPORT OF PRINCIPAL AND SCHOOL IMPROVEMENT COUNCIL

Forest Heights Elementary School is working diligently to prepare students to take on the challenges of the 21st century. Technology integration in teaching and learning serve as the school's focus to support, enhance, and extend instruction. Forest Heights' mission is "to develop a diverse family of learners in a rigorous academic environment, engaging students in the learning process while being supported by a collaborative community and a highly qualified staff." Building stronger partnerships between parents and the community will continue to be a high priority of our school.

Test results indicated a need to focus additional efforts upon developing students' core content skills. Professional development for teachers during the school year focused on High Yield Strategies and the use of the revised Bloom's Taxonomy. Sessions were led by both school-based teachers trained in the High Yield Strategies and outside consultants. SuccessMaker, a computerized program, was also used to assist students in reading and math. This allowed students to receive remediation in ELA and math. Additional interventions included after-school tutoring in math, reading, social studies and science. Tutors worked with identified students in grades 3-5 during the regular school day emphasizing raising academic achievement in math and reading during the spring semester. CD and kindergarten students used the Breakthrough to Literacy program to develop the skills necessary to become competent readers. Forest Heights Elementary incorporated flexible grouping throughout the school to assist students experiencing difficulty with identified skills.

Forest Heights has continued to work on our community outreach. Parent conferences, PTO meetings, Intersession showcases, and Technology and Science night activities have been held to encourage parents to actively participate with the school. Our Parent Liaison conducted monthly home visits/literacy sessions for parents of pre-school students. Books and Breakfast provided monthly breakfast sessions designed to promote literacy and foster home-school relationships.

Our fifth graders partnered with Ben Lippen students for a service learning project that we plan to continue next year. A food drive for a local women's shelter was spearheaded by one of our fourth grade students. She was featured as the "Student of the Week" by a local television station. The Junior Scientists of Forest Heights Elementary School were named 2008 overall Champions of the Environment for the state by the South Carolina Department of Health and Environmental Control. The students also identified and carried out projects designed to reduce pollution through recycling and waste reduction. Many Visual Literacy projects won district awards. Our faith-based partners have continued to support the school in many ways.

We will continue our efforts to improve student achievement using instruction based upon best practices and the continued utilization of data to inform instruction to meet the standards established by No Child Left Behind.

Shane Thompson, SIC Chairperson Frank

Comprehensive detail, including definitions of rating, performance criteria, and explanations of status, is available on [www.ed.sc.gov](http://www.ed.sc.gov) and [www.eoc.sc.gov](http://www.eoc.sc.gov) as well as school and school district websites.

Printed versions are available from school districts upon request.

### Abbreviations Key

N/A Not Applicable N/AV Not Available N/C Not Collected N/R Not Reported I/S Insufficient Sample TBD To be determined  
 NI Newly Identified CSI Continuing School Improvement CA Corrective Action RP Plan to Restructure R Restructure DELAY School Improvement Status HOLD School Improvement Status