



SC Annual School Report Card Summary

Burton-Pack Elementary
Richland 1

Grades: PK-5

Enrollment: 437

Principal: Dr. Denise Collier

Superintendent: Dr. Percy Mack

Board Chair: Wendy Brawley

PERFORMANCE

Comprehensive detail, including definitions of ratings, performance criteria, and explanations of status, is available on www.ed.sc.gov and www.eoc.sc.gov as well as school and school district websites. Printed versions are available from school districts upon request.

YEAR	ABSOLUTE RATING	GROWTH RATING	PALMETTO GOLD/SILVER AWARD	AYP STATUS	NCLB IMPROVEMENT STATUS
2008	Below Average	Average	TBD	Not Met	CSI
2007	At-Risk	Average	N/A	Not Met	NI
2006	At-Risk	At-Risk	N/A	Not Met	N/A

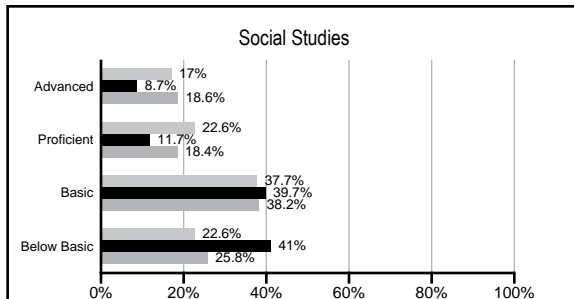
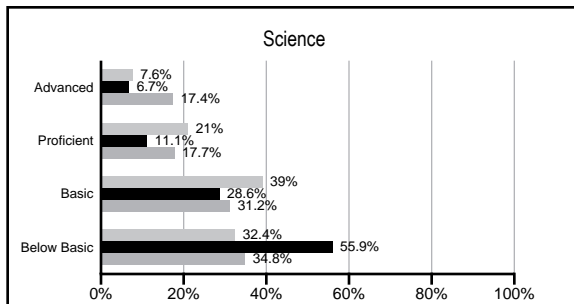
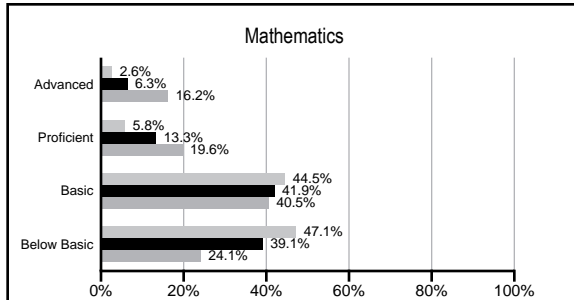
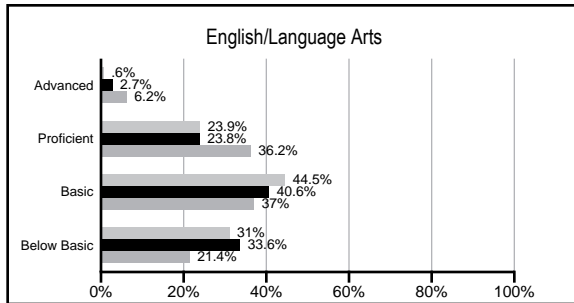
ABSOLUTE RATINGS OF ELEMENTARY SCHOOLS WITH STUDENTS LIKE OURS*

EXCELLENT	GOOD	AVERAGE	BELOW AVERAGE	AT-RISK
0	4	3	26	41

* Ratings are calculated with data available by 02/17/2009. Schools with Students like Ours are Elementary Schools with poverty indices of no more than 5% above or below the index for this school.

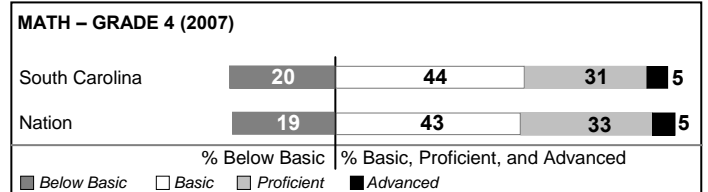
PACT PERFORMANCE

Our School Elementary Schools with Students Like Ours Elementary schools statewide



NAEP PERFORMANCE*

* Performance reported for SC and nation, data not available at school level. Percentages at NAEP Achievement Levels.



SC PERFORMANCE GOAL

2010 Goal:

By 2010, SC's student achievement will be ranked in the top half of the states nationally. To achieve this goal, we must become one of the fastest improving systems in the country.

2020 Goal: TBD

Abbreviations Key

N/A Not Applicable N/AV Not Available N/C Not Collected N/R Not Reported I/S Insufficient Sample TBD To be determined

NI Newly Identified CSI Continuing School Improvement CA Corrective Action RP Plan to Restructure R Restructure DELAY School Improvement Status HOLD School Improvement Status

Burton-Pack Elementary [Richland 1]

SCHOOL PROFILE

	Our School	Change from Last Year	Elementary Schools with Students Like Ours	Median Elementary School
Students (n=437)				
Retention rate	5.4%	Up from 5.0%	3.1%	2.3%
Attendance rate	95.9%	Up from 95.8%	96.0%	96.3%
Eligible for gifted and talented	1.6%	Up from 1.5%	2.7%	10.4%
With disabilities other than speech	4.4%	Down from 7.1%	7.6%	7.5%
Out-of-school suspensions or expulsions for violent &/or criminal offenses	0.0%	No Change	0.0%	0.0%
Teachers (n=44)				
Teachers with advanced degrees	47.7%	Down from 58.1%	52.9%	56.7%
Continuing contract teachers	45.5%	Down from 58.1%	66.7%	77.3%
Teachers with emergency or provisional certificates	3.3%	Up from 3.1%	0.0%	0.0%
Teachers returning from previous year	77.6%	Up from 66.3%	81.5%	86.4%
Teacher attendance rate	92.8%	Down from 94.8%	94.8%	94.9%
Average teacher salary	\$44,322	Up 3.4%	\$43,737	\$45,345
Classes not taught by highly qualified teachers	0.0%	No Change	2.2%	0.0%
School				
Principal's years at school	6.0	Up from 5.0	3.0	4.0
Student-teacher ratio in core subjects	15.7 to 1	Down from 16.5 to 1	16.1 to 1	18.5 to 1
Prime instructional time	86.5%	Down from 87.7%	89.3%	89.8%
Opportunities in the arts	Good	No Change	Good	Good
SACS accreditation	Yes	No Change	Yes	Yes
Character development program	Excellent	No Change	Excellent	Excellent
Dollars spent per pupil*	\$8,786	Up 7.4%	\$8,435	\$7,052
Percent of expenditures for instruction*	81.7%	Up from 80.2%	68.3%	69.1%
Percent of expenditures for teacher salaries*	75.0%	Down from 75.3%	60.5%	64.2%
% of AYP objectives met	76.9%		66.7%	85.7%

* Prior year audited financial data available.

EVALUATION RESULTS

	Teachers	Students*	Parents*
Number of surveys returned	43	50	36
Percent satisfied with learning environment	74.4%	84.0%	75.0%
Percent satisfied with social and physical environment	79.1%	82.0%	83.3%
Percent satisfied with school-home relations	40.5%	90.0%	77.1%

*Only students at the highest elementary school grade level at this school and their parents were included.

REPORT OF PRINCIPAL AND SCHOOL IMPROVEMENT COUNCIL

The mission statement of Burton-Pack Elementary School is to ensure that each student is successful in his or her academic, social, and personal growth by creating an educational environment characterized by student discovery and exploration, respect for individual and cultural differences, an atmosphere in which students can develop self-worth, and parent/community involvement and support.

To accomplish this goal, the continuous achievement of the Burton-Pack students is the focus of all staff members. There is on-going assessment of mastery of the state standards through PACT-like quizzes, district benchmarks, and weekly standards-based evaluations. There is also extensive team-teaching with literacy coaches, data analysis, and professional learning communities' meetings. Special celebrations and recognitions occur as our students demonstrate proficiency.

Burton-Pack Elementary School has made significant progress over the last years. There is continual emphasis on standards-based instruction and academic rigor. There is also substantial support that is provided each day. This is shown through sustained professional development, coaching, observations of colleagues, and visitations to high-achieving schools.

Initiatives of Burton-Pack included the After-School Tutorial Program, daily small-group instruction, Accelerated Reader, SuccessMaker, and the six-week Saturday Academy program. The Comprehensive Remediation Program served approximately 100 students in grades 3-5 on an ongoing basis. The program provided tutoring in math, reading, science, and social studies in a structured and supervised environment. The Saturday Academy provided intensive instruction to 80 students in grades 3-5 who were identified as having the potential to score Proficient and/or Advanced on 2008 PACT.

Small-group instruction occurred with teachers providing remediation to students each day. The final initiative was the Math Instructional Focus. On each half-day Wednesday morning, all staff engaged in team teaching. Rigorous and challenging math activities were done with all students.

In addition to the academic improvements, there have been positive outcomes with the following: student attendance increased from 91.5% to 95.9%, percentage of parental involvement increased from 85% to 100%, and professional development days for teachers increased from 16.1 to 18.6.

Gains in student achievement are expected to continue as a result of the school initiatives, district programs, and our desire to have 80% of our students meet or exceed the state standards by 2008. We are moving to the next degree at Burton-Pack Elementary!

Edia Benson, SIC Chairperson
Dr. Denise Collier, Principal

Comprehensive detail, including definitions of rating, performance criteria, and explanations of status, is available on www.ed.sc.gov and www.eoc.sc.gov as well as school and school district websites.

Printed versions are available from school districts upon request.

Abbreviations Key

N/A Not Applicable N/AV Not Available N/C Not Collected N/R Not Reported I/S Insufficient Sample TBD To be determined
NI Newly Identified CSI Continuing School Improvement CA Corrective Action RP Plan to Restructure R Restructure DELAY School Improvement Status HOLD School Improvement Status