



SC Annual School Report Card Summary

Carver-Lyon Elementary
Richland 1

Grades: PK-5

Enrollment: 344

Principal: Dr. Dorothy D. Gallman

Superintendent: Dr. Percy Mack

Board Chair: Wendy Brawley

PERFORMANCE

Comprehensive detail, including definitions of ratings, performance criteria, and explanations of status, is available on www.ed.sc.gov and www.eoc.sc.gov as well as school and school district websites. Printed versions are available from school districts upon request.

YEAR	ABSOLUTE RATING	GROWTH RATING	PALMETTO GOLD/SILVER AWARD	AYP STATUS	NCLB IMPROVEMENT STATUS
2008	At-Risk	Below Average	TBD	Not Met	CSI
2007	At-Risk	Below Average	N/A	Not Met	NI
2006	At-Risk	At-Risk	Silver	Not Met	N/A

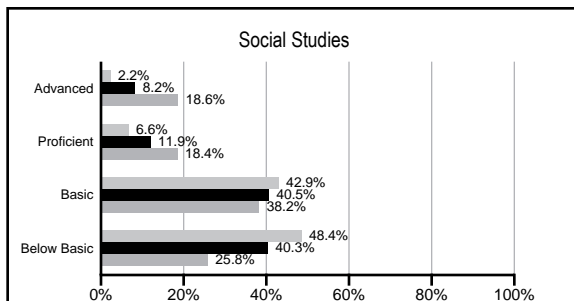
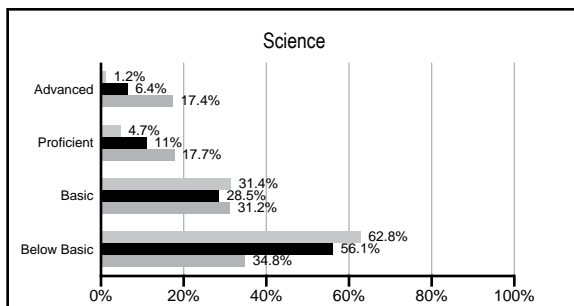
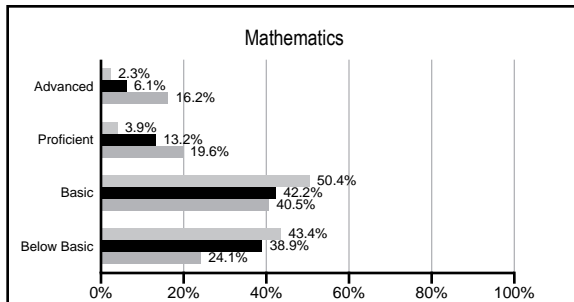
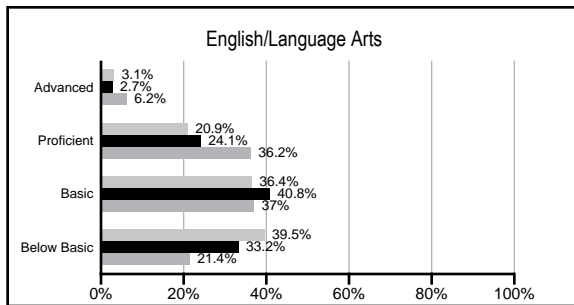
ABSOLUTE RATINGS OF ELEMENTARY SCHOOLS WITH STUDENTS LIKE OURS*

EXCELLENT	GOOD	AVERAGE	BELOW AVERAGE	AT-RISK
0	4	4	34	49

* Ratings are calculated with data available by 02/17/2009. Schools with Students like Ours are Elementary Schools with poverty indices of no more than 5% above or below the index for this school.

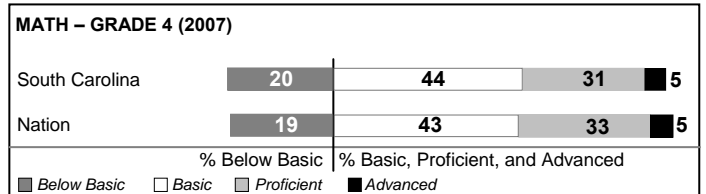
PACT PERFORMANCE

Our School Elementary Schools with Students Like Ours Elementary schools statewide



NAEP PERFORMANCE*

* Performance reported for SC and nation, data not available at school level. Percentages at NAEP Achievement Levels.



SC PERFORMANCE GOAL

2010 Goal:

By 2010, SC's student achievement will be ranked in the top half of the states nationally. To achieve this goal, we must become one of the fastest improving systems in the country.

2020 Goal: TBD

Abbreviations Key

N/A Not Applicable N/AV Not Available N/C Not Collected N/R Not Reported I/S Insufficient Sample TBD To be determined

NI Newly Identified CSI Continuing School Improvement CA Corrective Action RP Plan to Restructure R Restructure DELAY School Improvement Status HOLD School Improvement Status

Carver-Lyon Elementary [Richland 1]

SCHOOL PROFILE

	Our School	Change from Last Year	Elementary Schools with Students Like Ours	Median Elementary School
Students (n=344)				
Retention rate	1.9%	Down from 2.6%	3.1%	2.3%
Attendance rate	95.3%	Up from 94.5%	96.0%	96.3%
Eligible for gifted and talented	0.6%	Down from 2.8%	2.5%	10.4%
With disabilities other than speech	7.5%	Down from 9.5%	7.6%	7.5%
Out-of-school suspensions or expulsions for violent &/or criminal offenses	0.0%	Down from 0.3%	0.0%	0.0%
Teachers (n=37)				
Teachers with advanced degrees	59.5%	No Change	52.9%	56.7%
Continuing contract teachers	56.8%	Up from 48.6%	66.7%	77.3%
Teachers with emergency or provisional certificates	3.7%	Down from 8.3%	0.0%	0.0%
Teachers returning from previous year	80.5%	Up from 77.8%	81.4%	86.4%
Teacher attendance rate	94.2%	Down from 95.0%	95.0%	94.9%
Average teacher salary	\$45,870	Up 6.5%	\$43,557	\$45,345
Classes not taught by highly qualified teachers	14.3%	Up from 2.0%	1.9%	0.0%
School				
Principal's years at school	3.0	Up from 2.0	3.0	4.0
Student-teacher ratio in core subjects	12.9 to 1	Up from 9.8 to 1	16.1 to 1	18.5 to 1
Prime instructional time	85.7%	Down from 86.1%	89.4%	89.8%
Opportunities in the arts	Good	No Change	Good	Good
SACS accreditation	Yes	No Change	Yes	Yes
Character development program	Excellent	Up from Good	Excellent	Excellent
Dollars spent per pupil*	\$11,170	Down 3.1%	\$8,417	\$7,052
Percent of expenditures for instruction*	63.0%	Up from 61.3%	68.5%	69.1%
Percent of expenditures for teacher salaries*	59.8%	Up from 57.4%	60.6%	64.2%
% of AYP objectives met	76.9%		66.7%	85.7%

* Prior year audited financial data available.

EVALUATION RESULTS

	Teachers	Students*	Parents*
Number of surveys returned	33	50	36
Percent satisfied with learning environment	69.7%	80.0%	77.1%
Percent satisfied with social and physical environment	75.8%	76.0%	75.0%
Percent satisfied with school-home relations	53.1%	82.0%	73.5%

*Only students at the highest elementary school grade level at this school and their parents were included.

REPORT OF PRINCIPAL AND SCHOOL IMPROVEMENT COUNCIL

Carver-Lyon Elementary serves a student population of approximately 365 in pre-kindergarten through fifth grade. Centrally located in the city, the strong support from the school community has been a vital asset. The surrounding businesses and organizations play an integral part in the educational and social development of our students. As a result, the central focus of our mission is geared toward making a positive and meaningful difference in the lives of our students by providing lifelong learning to become productive citizens.

Our primary goals include addressing the identified needs of the students, as derived from various informal and formal assessment tools. The opportunity to be the recipient of the Arts in Basic Curriculum (ABC) grant allows the school to offer a learning environment that promotes and integrates the arts to enhance cultural awareness and a motivational tool to gain academic success. Carver-Lyon also jointly received a grant with W.A. Perry Middle School and the Challenger Center to establish a fifth grade academy to focus on aerospace education.

One of the most important school-wide goals is to increase academic achievement in core content areas by identifying the needs of individual learners through frequent analysis of assessment data. The structure of the curriculum provides opportunities for teacher collaboration through participation in literacy study sessions, grade level and vertical articulation planning, professional development, and continuation of the K-3 balanced literacy approach as practiced being a former Reading First school. As a result of these initiatives, there was a significant increase in the number of third-graders scoring Proficient in ELA on the 2007 PACT assessment.

Operating as a Title I elementary school requires the development of a comprehensive school-wide action plan for increased student achievement. Funding provides for the following: staffing to decrease student/teacher ratio, continuous professional development for teachers, allocation of a variety of resources and materials to support classroom instruction, and a structured parent involvement policy. The school works in a collaborative manner with the Title I department to provide the most meaningful services and resources to support our students. Carver-Lyon has fully equipped science and math labs, state-of-the-art technology equipment, and a literacy room to provide leveled texts and a data assessment wall to track the progress of students.

The school seeks to raise our standards to enhance the opportunities for all of our students to meet or exceed competency levels in core subject areas. Obtaining an increased percentage of students scoring Proficient or Advanced in subject areas is one of our goals that we are making a focused effort to meet. We celebrated a number of successes and recognitions this school year such as having a teacher named finalist for 2008-09 District Teacher of the Year, principal named recipient of 2008 Stevenson Award of Excellence, and school recognition by City Council for the MLK Food Drive Community Service Project. Our school fosters a continuous plan to inspire students to gain academic excellence.

Comprehensive detail, including definitions of rating, performance criteria, and explanations of status, is available on www.ed.sc.gov and www.eoc.sc.gov as well as school and school district websites.

Printed versions are available from school districts upon request.

Abbreviations Key

N/A Not Applicable N/AV Not Available N/C Not Collected N/R Not Reported I/S Insufficient Sample TBD To be determined
 NI Newly Identified CSI Continuing School Improvement CA Corrective Action RP Plan to Restructure R Restructure DELAY School Improvement Status HOLD School Improvement Status