



SC Annual School Report Card Summary

H B Rhame Elementary
Richland 1

Grades: PK-5

Enrollment: 404

Principal: Mikell G. Owens

Superintendent: Dr. Percy Mack

Board Chair: Wendy Brawley

PERFORMANCE

Comprehensive detail, including definitions of ratings, performance criteria, and explanations of status, is available on www.ed.sc.gov and www.eoc.sc.gov as well as school and school district websites. Printed versions are available from school districts upon request.

YEAR	ABSOLUTE RATING	GROWTH RATING	PALMETTO GOLD/SILVER AWARD	AYP STATUS	NCLB IMPROVEMENT STATUS
2008	Below Average	Below Average	TBD	Not Met	N/A
2007	Below Average	Good	N/A	Met	N/A
2006	Below Average	Below Average	N/A	Met	N/A

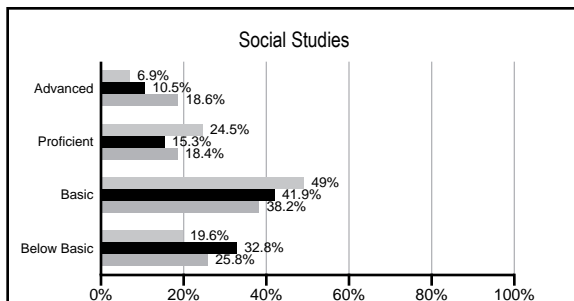
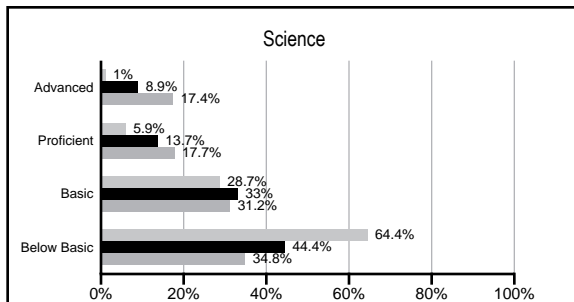
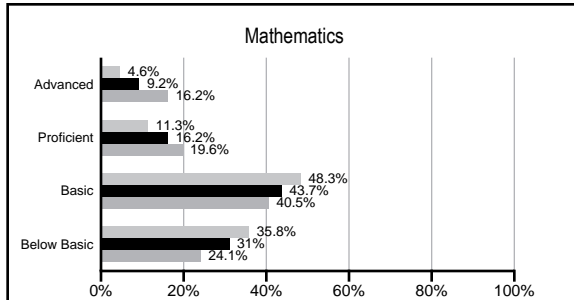
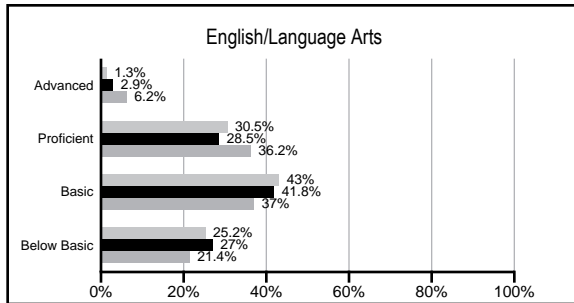
ABSOLUTE RATINGS OF ELEMENTARY SCHOOLS WITH STUDENTS LIKE OURS*

EXCELLENT	GOOD	AVERAGE	BELOW AVERAGE	AT-RISK
0	0	16	61	11

* Ratings are calculated with data available by 02/17/2009. Schools with Students like Ours are Elementary Schools with poverty indices of no more than 5% above or below the index for this school.

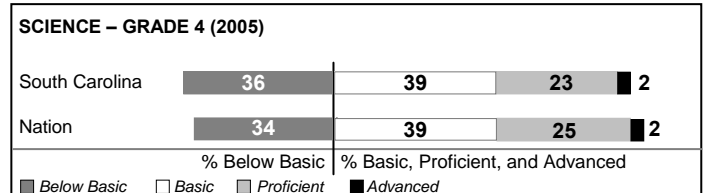
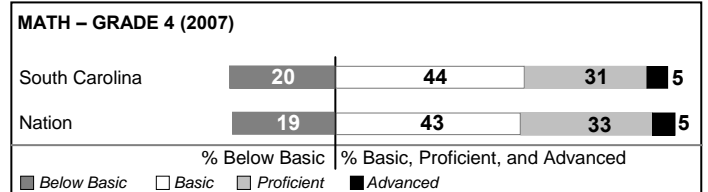
PACT PERFORMANCE

Our School
 Elementary Schools with Students Like Ours
 Elementary schools statewide



NAEP PERFORMANCE*

* Performance reported for SC and nation, data not available at school level. Percentages at NAEP Achievement Levels.



SC PERFORMANCE GOAL

2010 Goal:

By 2010, SC's student achievement will be ranked in the top half of the states nationally. To achieve this goal, we must become one of the fastest improving systems in the country.

2020 Goal: TBD

Abbreviations Key

N/A Not Applicable N/AV Not Available N/C Not Collected N/R Not Reported I/S Insufficient Sample TBD To be determined
NI Newly Identified CSI Continuing School Improvement CA Corrective Action RP Plan to Restructure R Restructure DELAY School Improvement Status HOLD School Improvement Status

H B Rhame Elementary [Richland 1]

SCHOOL PROFILE

	Our School	Change from Last Year	Elementary Schools with Students Like Ours	Median Elementary School
Students (n=404)				
Retention rate	3.1%	Down from 3.9%	3.0%	2.3%
Attendance rate	96.1%	Down from 96.4%	96.0%	96.3%
Eligible for gifted and talented	8.6%	Up from 6.3%	6.2%	10.4%
With disabilities other than speech	3.3%	Up from 3.1%	8.0%	7.5%
Out-of-school suspensions or expulsions for violent &/or criminal offenses	0.0%	Down from 0.5%	0.0%	0.0%
Teachers (n=28)				
Teachers with advanced degrees	57.1%	Up from 53.6%	54.2%	56.7%
Continuing contract teachers	71.4%	No Change	71.6%	77.3%
Teachers with emergency or provisional certificates	0.0%	No Change	0.0%	0.0%
Teachers returning from previous year	83.1%	Up from 82.8%	84.9%	86.4%
Teacher attendance rate	96.5%	Up from 94.6%	94.9%	94.9%
Average teacher salary	\$49,219	Up 5.1%	\$44,280	\$45,345
Classes not taught by highly qualified teachers	0.0%	Down from 1.4%	0.0%	0.0%
School				
Principal's years at school	12.0	Up from 11.0	4.0	4.0
Student-teacher ratio in core subjects	18.0 to 1	Up from 17.3 to 1	17.2 to 1	18.5 to 1
Prime instructional time	91.6%	Up from 89.1%	89.1%	89.8%
Opportunities in the arts	Good	No Change	Good	Good
SACS accreditation	Yes	No Change	Yes	Yes
Character development program	Good	No Change	Excellent	Excellent
Dollars spent per pupil*	\$6,858	Up 3.0%	\$7,650	\$7,052
Percent of expenditures for instruction*	79.6%	Up from 78.1%	69.1%	69.1%
Percent of expenditures for teacher salaries*	76.9%	Up from 75.6%	62.8%	64.2%
% of AYP objectives met	76.9%		76.5%	85.7%

* Prior year audited financial data available.

EVALUATION RESULTS

	Teachers	Students*	Parents*
Number of surveys returned	32	49	39
Percent satisfied with learning environment	87.5%	68.1%	70.3%
Percent satisfied with social and physical environment	87.5%	71.4%	73.7%
Percent satisfied with school-home relations	37.5%	85.4%	69.4%

*Only students at the highest elementary school grade level at this school and their parents were included.

REPORT OF PRINCIPAL AND SCHOOL IMPROVEMENT COUNCIL

H. B. Rhame, Jr. Elementary School made significant progress during the 2007-2008 school year and was a recipient of the State's Palmetto Silver Award.

The teachers at H. B. Rhame, Jr. Elementary received 12 hours of staff development in using technology as an instructional tool. One hundred percent of our teachers have achieved a technology level of proficient or higher. The school purchased several portable SMART Boards and projectors used for hands-on instruction with students.

Test results indicated a need to continue additional efforts to improve language arts and math skills. We have a 30-week Skill Development Program and a SuccessMaker Lab to reinforce skills taught in both language arts and math. These skills also are emphasized in our After-School Academic Support Program along with science and social studies. We also have tutors from Saint Andrews Baptist Church who work with our students one-on-one to develop their reading skills. Maintaining a competent certified staff will continue to move larger percentages of students to scores of basic or above on PACT.

We continued Breakthrough to Literacy in kindergarten and first grade to develop the skills and knowledge our young learners need to become competent readers. Accelerated Reader was used in grades 1-5. Reading Buddies from Saint Andrews Baptist Church, Virginia Wingard Methodist Church and Saint Andrews Middle school read to students weekly.

We continued a Behavior Intervention Program for students who need help in improving social skills. We have also strengthened our Character Education program by developing a school-wide focus on a different character trait each month.

Community involvement is a great asset to our school. Our volunteers enjoy programs such as Books for Breakfast, Donuts for Dads and Chick-fil-A's All-Pro Dad's Club. In addition to our strong volunteer program, we have three Lunch Buddy programs and two Kids' Café Programs, and three after-school programs sponsored by two community churches. The PTO raised \$7,000 to provide additional support to our school.

The most challenging issue facing our school continues to be the high mobility rate of our students and their lack of social development skills. Limited parental reinforcement of skills at home prevents sustained progress in student achievement. Parent participation in some school activities has increased this year.

Mikell G. Owens, Principal
Felicia Dixon, SIC Chairperson

Comprehensive detail, including definitions of rating, performance criteria, and explanations of status, is available on www.ed.sc.gov and www.eoc.sc.gov as well as school and school district websites.

Printed versions are available from school districts upon request.

Abbreviations Key

N/A Not Applicable N/AV Not Available N/C Not Collected N/R Not Reported I/S Insufficient Sample TBD To be determined
NI Newly Identified CSI Continuing School Improvement CA Corrective Action RP Plan to Restructure R Restructure DELAY School Improvement Status HOLD School Improvement Status