



SC Annual School Report Card Summary

William S Sandel Elementary
Richland 1
Grades: PK-5 Enrollment: 509
Principal: Fae M. Young
Superintendent: Dr. Percy Mack
Board Chair: Wendy Brawley

PERFORMANCE

Comprehensive detail, including definitions of ratings, performance criteria, and explanations of status, is available on www.ed.sc.gov and www.eoc.sc.gov as well as school and school district websites. Printed versions are available from school districts upon request.

YEAR	ABSOLUTE RATING	GROWTH RATING	PALMETTO GOLD/SILVER AWARD	AYP STATUS	NCLB IMPROVEMENT STATUS
2008	Below Average	At-Risk	TBD	Not Met	N/A
2007	Below Average	Below Average	N/A	Not Met	N/A
2006	Below Average	Below Average	N/A	Not Met	N/A

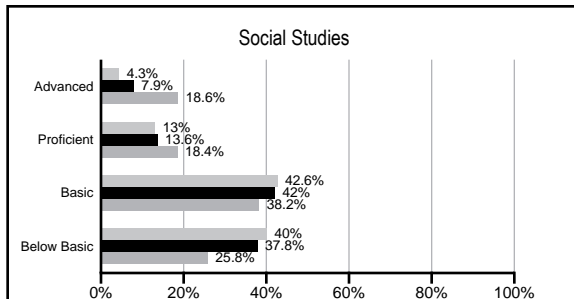
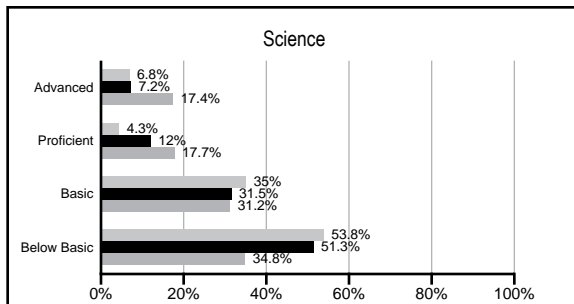
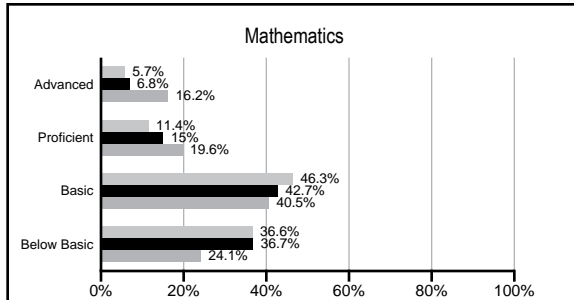
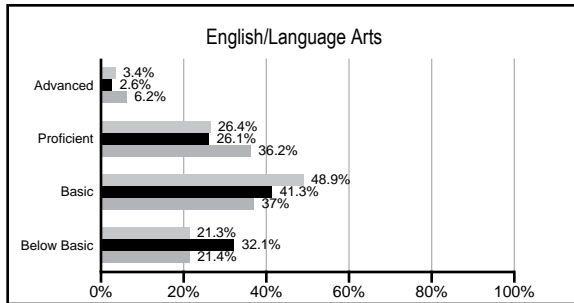
ABSOLUTE RATINGS OF ELEMENTARY SCHOOLS WITH STUDENTS LIKE OURS*

EXCELLENT	GOOD	AVERAGE	BELOW AVERAGE	AT-RISK
0	0	11	59	41

* Ratings are calculated with data available by 02/17/2009. Schools with Students like Ours are Elementary Schools with poverty indices of no more than 5% above or below the index for this school.

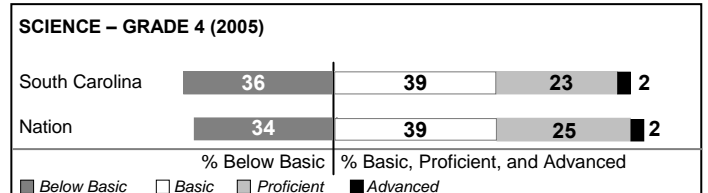
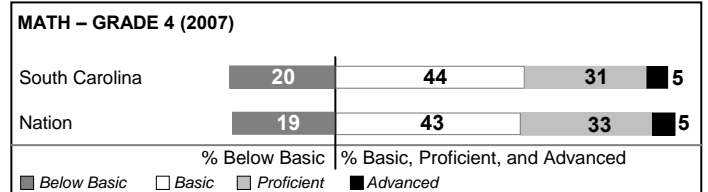
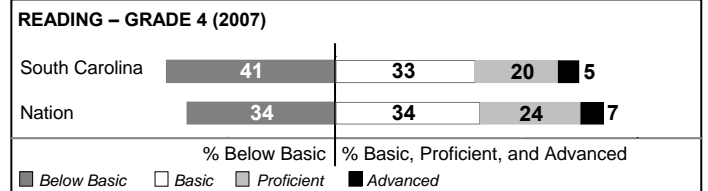
PACT PERFORMANCE

Our School
 Elementary Schools with Students Like Ours
 Elementary schools statewide



NAEP PERFORMANCE*

* Performance reported for SC and nation, data not available at school level. Percentages at NAEP Achievement Levels.



SC PERFORMANCE GOAL

2010 Goal:

By 2010, SC's student achievement will be ranked in the top half of the states nationally. To achieve this goal, we must become one of the fastest improving systems in the country.

2020 Goal: TBD

Abbreviations Key

N/A Not Applicable N/AV Not Available N/C Not Collected N/R Not Reported I/S Insufficient Sample TBD To be determined
 NI Newly Identified CSI Continuing School Improvement CA Corrective Action RP Plan to Restructure R Restructure DELAY School Improvement Status HOLD School Improvement Status

William S Sandel Elementary [Richland 1]

SCHOOL PROFILE

	Our School	Change from Last Year	Elementary Schools with Students Like Ours	Median Elementary School
Students (n=509)				
Retention rate	2.7%	Down from 4.7%	3.1%	2.3%
Attendance rate	95.9%	Up from 95.4%	96.0%	96.3%
Eligible for gifted and talented	1.3%	Down from 7.5%	3.5%	10.4%
With disabilities other than speech	9.7%	Up from 8.7%	7.9%	7.5%
Out-of-school suspensions or expulsions for violent &/or criminal offenses	0.6%	Down from 1.5%	0.0%	0.0%
Teachers (n=37)				
Teachers with advanced degrees	67.6%	Up from 61.5%	54.4%	56.7%
Continuing contract teachers	70.3%	Up from 61.5%	70.0%	77.3%
Teachers with emergency or provisional certificates	3.3%	Down from 6.3%	0.0%	0.0%
Teachers returning from previous year	86.3%	Up from 80.6%	83.1%	86.4%
Teacher attendance rate	94.6%	Down from 95.3%	95.0%	94.9%
Average teacher salary	\$46,847	Up 4.7%	\$43,955	\$45,345
Classes not taught by highly qualified teachers	0.0%	Down from 2.3%	0.0%	0.0%
School				
Principal's years at school	10.0	Up from 8.0	3.0	4.0
Student-teacher ratio in core subjects	19.2 to 1	Down from 19.7 to 1	16.6 to 1	18.5 to 1
Prime instructional time	88.1%	Down from 89.0%	89.3%	89.8%
Opportunities in the arts	Good	No Change	Good	Good
SACS accreditation	Yes	No Change	Yes	Yes
Character development program	Good	No Change	Excellent	Excellent
Dollars spent per pupil*	\$6,764	Down 0.2%	\$8,094	\$7,052
Percent of expenditures for instruction*	80.5%	Down from 81.7%	69.0%	69.1%
Percent of expenditures for teacher salaries*	77.2%	Down from 78.0%	62.5%	64.2%
% of AYP objectives met	76.9%		70.6%	85.7%

* Prior year audited financial data available.

EVALUATION RESULTS

	Teachers	Students*	Parents*
Number of surveys returned	31	59	21
Percent satisfied with learning environment	87.1%	71.2%	66.7%
Percent satisfied with social and physical environment	80.6%	63.8%	81.0%
Percent satisfied with school-home relations	53.3%	83.1%	78.9%

*Only students at the highest elementary school grade level at this school and their parents were included.

REPORT OF PRINCIPAL AND SCHOOL IMPROVEMENT COUNCIL

As part of Richland One's urban advantage, W.S. Sandel Elementary takes pride in the diversity of our school's population of 511 students. We celebrate the culture of eight different ethnic groups. In keeping with the NCLB requirement, 93.7% of the instructional staff is highly qualified in their area of instruction and 9 of the 14 instructional assistants have college degrees. There are six National Board certified teachers and five others are pursuing certification. Three teachers received incentive bonuses for making significant gains in ELA, math and/or social studies.

We continue to focus on the district's goals and initiatives with our focus on the Cycle of Continuous School Improvement, Data Teams and Classroom Walk-Throughs as a monitoring tool for student learning and classroom instruction. We utilized 2006-2007 PACT data to assess long-term needs for academic improvement. The PACT results indicate students in grades 3-4 demonstrated the most gains in all for subject areas. Benchmark results were used to address our most immediate needs and to organize small groups to address the skill gaps in Math and ELA. The STAR Diagnostic Reading Inventory is also used to monitor students' progress. This inventory is administered at the beginning of the year and during the second and third grading periods. Results are used to monitor gains in students' reading levels.

Other programs designed to assist students are the after-school tutorial program and the SuccessMaker Lab for grades 3-5. Accelerated Reading/Math and Knowledge Box are also programs designed to assist students at their individual levels in all core subject areas. The district after-school tutorial and SCE&G fund our homework and remediation programs for second- and- third grade students in ELA, math and science. Our ESOL program focuses on language acquisition for non-to limited-English-speaking students. Breakthrough to Literacy is utilized in child development and kindergarten classes. Our parent educator provides an outreach program for the parents of students in the four-year-old child development program. The outreach program provides strategies and ideas for parents and also includes a monthly Books and Breakfast. The Reading Recovery Program provides one-on-one instructional interventions for first-time first-graders who have difficulty reading. The goal of this program is to bring these children's literacy skills within the average range of their peers' achievements. The Character Education Program continues to be implemented as a means to foster ethical, responsible, and caring young people. It is embedded into the curriculum and designed to provide guidelines for a safe and respectful teaching and learning environment.

Sandel continues to focus on addressing reading and mathematics as areas needing the most improvement. In order to meet the demands of moving our students to proficient and advance on the PACT, sustained effort will be continued from our students, faculty, and parents. We will continue to incorporate programs and activities that will increase parent involvement. We believe that working together we can accomplish these goals to ensure that our students have a promising future.

Comprehensive detail, including definitions of rating, performance criteria, and explanations of status, is available on www.ed.sc.gov and www.eoc.sc.gov as well as school and school district websites.

Printed versions are available from school districts upon request.

Abbreviations Key

N/A Not Applicable N/AV Not Available N/C Not Collected N/R Not Reported I/S Insufficient Sample TBD To be determined
 NI Newly Identified CSI Continuing School Improvement CA Corrective Action RP Plan to Restructure R Restructure DELAY School Improvement Status HOLD School Improvement Status