



# SC Annual School Report Card Summary

S Kilbourne Elementary  
Richland 1

Grades: PK-5

Enrollment: 277

Principal: Sarah G. Smith

Superintendent: Dr. Percy Mack

Board Chair: Wendy Brawley

## PERFORMANCE

Comprehensive detail, including definitions of ratings, performance criteria, and explanations of status, is available on [www.ed.sc.gov](http://www.ed.sc.gov) and [www.eoc.sc.gov](http://www.eoc.sc.gov) as well as school and school district websites. Printed versions are available from school districts upon request.

YEAR	ABSOLUTE RATING	GROWTH RATING	PALMETTO GOLD/SILVER AWARD	AYP STATUS	NCLB IMPROVEMENT STATUS
2008	Below Average	At-Risk	TBD	Met	N/A
2007	Below Average	Below Average	N/A	Met	N/A
2006	Below Average	Below Average	N/A	Met	N/A

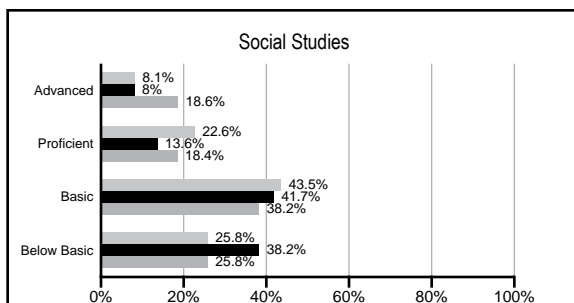
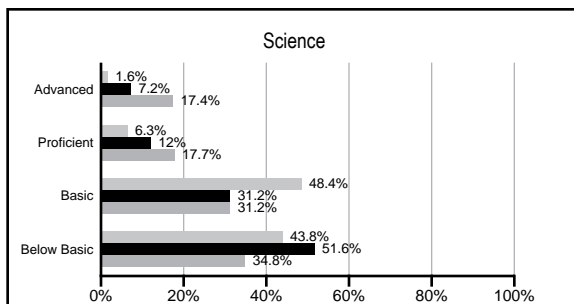
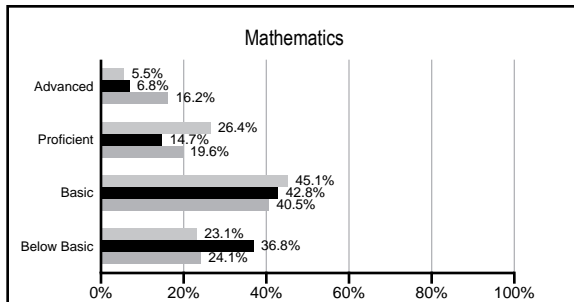
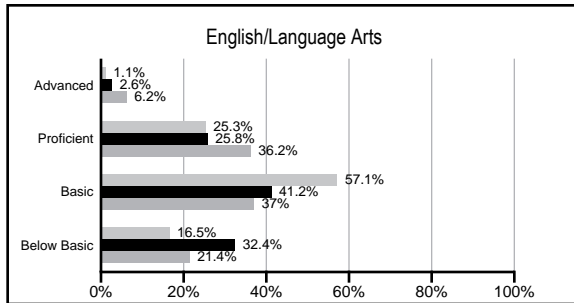
## ABSOLUTE RATINGS OF ELEMENTARY SCHOOLS WITH STUDENTS LIKE OURS\*

EXCELLENT	GOOD	AVERAGE	BELOW AVERAGE	AT-RISK
0	0	12	58	46

\* Ratings are calculated with data available by 02/17/2009. Schools with Students like Ours are Elementary Schools with poverty indices of no more than 5% above or below the index for this school.

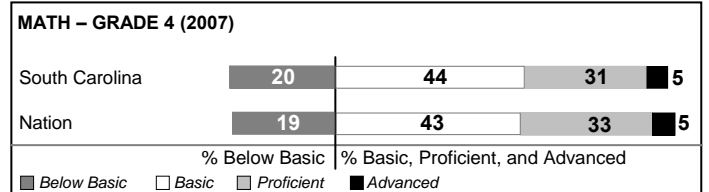
## PACT PERFORMANCE

Our School
  Elementary Schools with Students Like Ours
  Elementary schools statewide



## NAEP PERFORMANCE\*

\* Performance reported for SC and nation, data not available at school level. Percentages at NAEP Achievement Levels.



## SC PERFORMANCE GOAL

2010 Goal:

*By 2010, SC's student achievement will be ranked in the top half of the states nationally. To achieve this goal, we must become one of the fastest improving systems in the country.*

2020 Goal: TBD

### Abbreviations Key

N/A Not Applicable N/AV Not Available N/C Not Collected N/R Not Reported I/S Insufficient Sample TBD To be determined  
NI Newly Identified CSI Continuing School Improvement CA Corrective Action RP Plan to Restructure R Restructure DELAY School Improvement Status HOLD School Improvement Status

# S Kilbourne Elementary [Richland 1]

## SCHOOL PROFILE

	Our School	Change from Last Year	Elementary Schools with Students Like Ours	Median Elementary School
<b>Students (n=277)</b>				
Retention rate	2.1%	Up from 1.6%	3.1%	2.3%
Attendance rate	96.2%	Up from 95.7%	96.0%	96.3%
Eligible for gifted and talented	6.3%	Down from 11.2%	2.8%	10.4%
With disabilities other than speech	2.0%	Down from 2.9%	7.8%	7.5%
Out-of-school suspensions or expulsions for violent &/or criminal offenses	0.0%	No Change	0.0%	0.0%
<b>Teachers (n=28)</b>				
Teachers with advanced degrees	60.7%	Up from 57.1%	53.7%	56.7%
Continuing contract teachers	82.1%	Up from 78.6%	68.9%	77.3%
Teachers with emergency or provisional certificates	3.8%	Up from 0.0%	0.0%	0.0%
Teachers returning from previous year	79.4%	Down from 85.0%	82.7%	86.4%
Teacher attendance rate	95.9%	Up from 94.8%	95.0%	94.9%
Average teacher salary	\$48,669	Up 9.8%	\$43,799	\$45,345
Classes not taught by highly qualified teachers	0.8%	Down from 1.0%	1.2%	0.0%
<b>School</b>				
Principal's years at school	3.0	Up from 2.0	3.0	4.0
Student-teacher ratio in core subjects	12.2 to 1	Down from 15.0 to 1	16.5 to 1	18.5 to 1
Prime instructional time	89.9%	Up from 87.7%	89.4%	89.8%
Opportunities in the arts	Good	No Change	Good	Good
SACS accreditation	Yes	No Change	Yes	Yes
Character development program	Excellent	Up from Good	Excellent	Excellent
Dollars spent per pupil*	\$8,949	Up 26.5%	\$8,206	\$7,052
Percent of expenditures for instruction*	79.5%	Up from 77.3%	68.5%	69.1%
Percent of expenditures for teacher salaries*	76.6%	Up from 74.1%	60.7%	64.2%
% of AYP objectives met	100.0%		69.2%	85.7%

\* Prior year audited financial data available.

## EVALUATION RESULTS

	Teachers	Students*	Parents*
Number of surveys returned	29	25	24
Percent satisfied with learning environment	64.3%	96.0%	91.7%
Percent satisfied with social and physical environment	72.4%	88.0%	83.3%
Percent satisfied with school-home relations	34.5%	92.0%	87.5%

\*Only students at the highest elementary school grade level at this school and their parents were included.

## REPORT OF PRINCIPAL AND SCHOOL IMPROVEMENT COUNCIL

South Kilbourne Elementary School's top priority continues to be academic achievement. This year's vision, "The Power of the Dream," exemplifies our continued commitment to support the spirit of our community and provides for a quality education for all students. We have met our Adequate Yearly Progress (AYP) for six consecutive years by achieving 100% of the objectives as established in the No Child Left Behind Act of 2001. In addition, 100% of our certified staff members are identified as highly qualified teachers. Our staff and community recognize the importance of an environment that promotes intellectual, personal, and social growth by preparing our students for success in our ever-changing world. We continue to implement best practice professional development opportunities and continue to incorporate the most current and emerging technologies to support teaching and learning. Our staff continues to work toward 100% technology proficiency.

Title I funds provide opportunities for continuous staff development and assist in maintaining academic support through parenting workshops, home laptop computer assistance, after-school tutorials, and summer school enrichment. Parents are offered a variety of activities designed to provide information and to assist with the academic growth of their children. Our curriculum continues to be driven by the S.C. standards for instruction.

Our school has received additional new computers and two interactive SMART Boards that support teaching and learning. These educational tools were distributed to classrooms, the media center, and the computer lab. Our SuccessMaker Lab is furnished with twenty-five computers and has a full-time lab manager. Academic strategies for English language arts include small-group instruction, Accelerated Reader, writing across the curriculum, and two reading interventionists. Math academic strategies include hands-on manipulatives; flexible grouping; district, state, and local workshops; as well as an on-site math coach that help to educate and enhance the curriculum. Science and social studies academic strategies include the use of inquiry exploration through interactive investigations, presentations, and field studies. This year, additional support was provided through collaboration with USC, Midlands Reading Consortium, Midlands Technical College, and various community and faith organizations.

Our parenting and family literacy programs provide activities and opportunities for parents of at-risk students to improve their educational understanding. Books and Breakfast and Smart Matters are monthly programs designed for parents to become more involved in the literacy growth and development of their children. In addition, core subject area family nights have provided learning opportunities and fellowship for our educational community.

Sarah G. Smith, Principal  
Mrs. Latrice Green, School Improvement Council Chairperson

Comprehensive detail, including definitions of rating, performance criteria, and explanations of status, is available on [www.ed.sc.gov](http://www.ed.sc.gov) and [www.eoc.sc.gov](http://www.eoc.sc.gov) as well as school and school district websites.

Printed versions are available from school districts upon request.

### Abbreviations Key

N/A Not Applicable N/AV Not Available N/C Not Collected N/R Not Reported I/S Insufficient Sample TBD To be determined  
NI Newly Identified CSI Continuing School Improvement CA Corrective Action RP Plan to Restructure R Restructure DELAY School Improvement Status HOLD School Improvement Status