



SC Annual School Report Card Summary

Rosewood Elementary
Richland 1
Grades: K-5 **Enrollment: 404**
Principal: Dr. Theodore Wachter
Superintendent: Dr. Percy Mack
Board Chair: Wendy Brawley

PERFORMANCE

Comprehensive detail, including definitions of ratings, performance criteria, and explanations of status, is available on www.ed.sc.gov and www.eoc.sc.gov as well as school and school district websites. Printed versions are available from school districts upon request.

YEAR	ABSOLUTE RATING	GROWTH RATING	PALMETTO GOLD/SILVER AWARD	AYP STATUS	NCLB IMPROVEMENT STATUS
2008	Good	At-Risk	TBD	Not Met	N/A
2007	Good	Below Average	N/A	Met	N/A
2006	Good	Below Average	N/A	Met	N/A

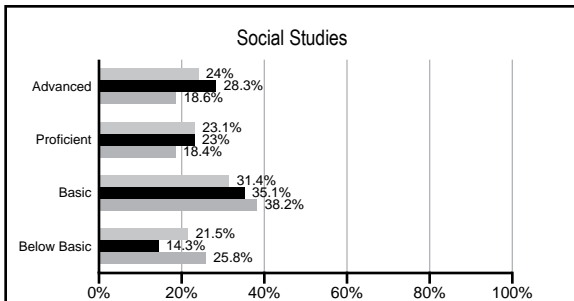
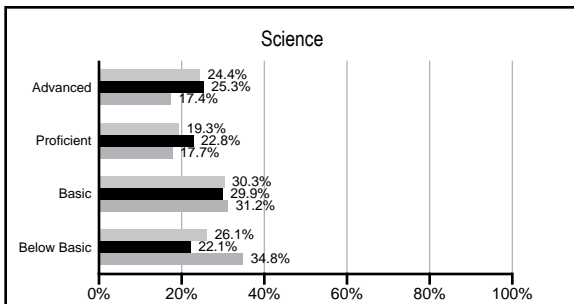
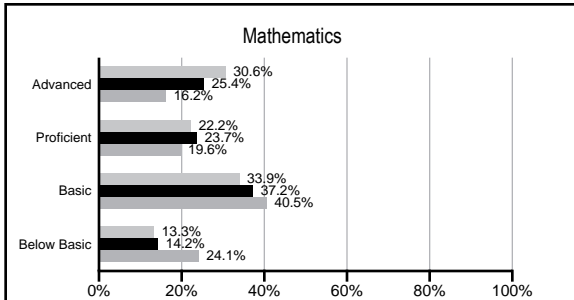
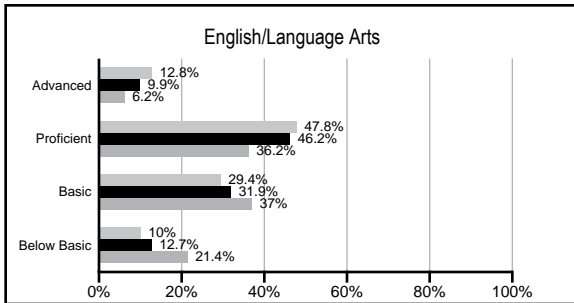
ABSOLUTE RATINGS OF ELEMENTARY SCHOOLS WITH STUDENTS LIKE OURS*

EXCELLENT	GOOD	AVERAGE	BELOW AVERAGE	AT-RISK
7	20	20	2	0

* Ratings are calculated with data available by 02/17/2009. Schools with Students like Ours are Elementary Schools with poverty indices of no more than 5% above or below the index for this school.



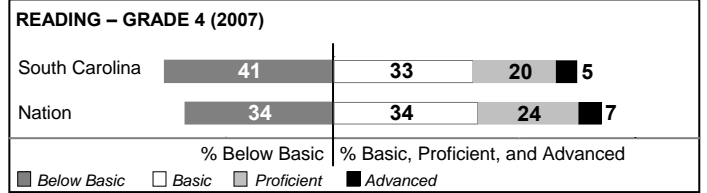
PACT PERFORMANCE

Our School
 Elementary Schools with Students Like Ours
 Elementary schools statewide



NAEP PERFORMANCE*

* Performance reported for SC and nation, data not available at school level. Percentages at NAEP Achievement Levels.



SC PERFORMANCE GOAL

2010 Goal:

By 2010, SC's student achievement will be ranked in the top half of the states nationally. To achieve this goal, we must become one of the fastest improving systems in the country.

2020 Goal: TBD

Abbreviations Key

N/A Not Applicable N/AV Not Available N/C Not Collected N/R Not Reported I/S Insufficient Sample TBD To be determined
 NI Newly Identified CSI Continuing School Improvement CA Corrective Action RP Plan to Restructure R Restructure DELAY School Improvement Status HOLD School Improvement Status

Rosewood Elementary [Richland 1]

SCHOOL PROFILE

	Our School	Change from Last Year	Elementary Schools with Students Like Ours	Median Elementary School
Students (n=404)				
Retention rate	0.7%	Down from 0.8%	1.6%	2.3%
Attendance rate	96.7%	Up from 96.6%	96.7%	96.3%
Eligible for gifted and talented	34.5%	Down from 38.7%	18.8%	10.4%
With disabilities other than speech	3.7%	Down from 5.4%	7.1%	7.5%
Out-of-school suspensions or expulsions for violent &/or criminal offenses	0.0%	No Change	0.0%	0.0%
Teachers (n=29)				
Teachers with advanced degrees	69.0%	Up from 65.5%	60.3%	56.7%
Continuing contract teachers	75.9%	Down from 79.3%	79.2%	77.3%
Teachers with emergency or provisional certificates	0.0%	No Change	0.0%	0.0%
Teachers returning from previous year	89.0%	Down from 93.1%	87.6%	86.4%
Teacher attendance rate	95.4%	Up from 95.2%	95.3%	94.9%
Average teacher salary	\$48,848	Up 3.6%	\$46,664	\$45,345
Classes not taught by highly qualified teachers	0.0%	No Change	0.0%	0.0%
School				
Principal's years at school	32.0	Up from 31.0	3.0	4.0
Student-teacher ratio in core subjects	19.2 to 1	Up from 16.7 to 1	20.4 to 1	18.5 to 1
Prime instructional time	90.3%	Down from 90.8%	90.6%	89.8%
Opportunities in the arts	Good	No Change	Good	Good
SACS accreditation	Yes	No Change	Yes	Yes
Character development program	Excellent	No Change	Excellent	Excellent
Dollars spent per pupil*	\$6,925	Down 3.5%	\$6,507	\$7,052
Percent of expenditures for instruction*	75.3%	No Change	70.6%	69.1%
Percent of expenditures for teacher salaries*	72.5%	Up from 71.8%	65.7%	64.2%
% of AYP objectives met	94.1%		92.0%	85.7%

* Prior year audited financial data available.

EVALUATION RESULTS

	Teachers	Students*	Parents*
Number of surveys returned	29	65	50
Percent satisfied with learning environment	96.6%	81.5%	94.0%
Percent satisfied with social and physical environment	100.0%	84.4%	87.8%
Percent satisfied with school-home relations	96.4%	83.1%	87.8%

*Only students at the highest elementary school grade level at this school and their parents were included.

REPORT OF PRINCIPAL AND SCHOOL IMPROVEMENT COUNCIL

Rosewood Elementary School, in its eighty-third year, is one of Columbia's most diverse and high-achieving schools. While approximately forty percent of our students qualify for free or reduced lunch, our school has one of the largest percentages of Advanced Academic Placement (AAP) students in the district.

For the 2000-01 and 2000-02 school years, our school was awarded the state's Palmetto Silver Award for students' improvement on PACT. In 2002-03, our school earned a "Good" achievement rating. In 2003-04, our school received an "Excellent" school report card rating. In 2004-05, 2005-06, and 2007-08, we received "Good" ratings.

In kindergarten, students learn how to read with the help of "Breakthrough to Literacy," a computerized and individualized program of reading instruction. Beginning in first grade, students needing extra help in reading and/or math are provided smaller classes in these subjects. Beginning in third grade, students are eligible for academically advanced classes in reading and math. Each grade level sponsors its own community service project. Our conservation and recycling efforts have led to recognition as an environmentally friendly Earth Flag school.

Test results indicate that approximately one-fifth of our students do not demonstrate basic competency in reading and mathematics. We have addressed this problem by significantly enlarging the scope of our "Accelerated Reader Program" thanks to a generous donation from our parent and teacher association. The program, through individualized goals and computerized assessment, encourages students to read books and rewards them for their efforts. Also, we have implemented an after-school remedial program for third, fourth, and fifth grade students who scored "Below Basic" on PACT.

We have developed programs and curriculum that help students resolve conflicts peacefully and help students increase their awareness of desirable character traits as members of a community. We also encourage students to participate in service projects at each grade level.

Our school is fortunate to have a strong group of parents who volunteer their time. Our local Publix grocery and the Shandon/Rosehill Neighborhood Association have donated generously to our school. We offer an after-school dance class for fourth graders and a chess club for fifth graders, taught by parent volunteers.

Ted Wachter, Principal, Rosewood Elementary
LaJuanya Jones, Chairperson, School Improvement Council

Comprehensive detail, including definitions of rating, performance criteria, and explanations of status, is available on www.ed.sc.gov and www.eoc.sc.gov as well as school and school district websites.

Printed versions are available from school districts upon request.

Abbreviations Key

N/A Not Applicable N/AV Not Available N/C Not Collected N/R Not Reported I/S Insufficient Sample TBD To be determined
NI Newly Identified CSI Continuing School Improvement CA Corrective Action RP Plan to Restructure R Restructure DELAY School Improvement Status HOLD School Improvement Status