



SC Annual School Report Card Summary

A C Moore Elementary
Richland 1

Grades: PK-5

Enrollment: 313

Principal: Dr. Chantelle Baker-Parnell

Superintendent: Dr. Percy Mack

Board Chair: Wendy Brawley

PERFORMANCE

Comprehensive detail, including definitions of ratings, performance criteria, and explanations of status, is available on www.ed.sc.gov and www.eoc.sc.gov as well as school and school district websites. Printed versions are available from school districts upon request.

YEAR	ABSOLUTE RATING	GROWTH RATING	PALMETTO GOLD/SILVER AWARD	AYP STATUS	NCLB IMPROVEMENT STATUS
2008	Average	Average	TBD	Not Met	N/A
2007	Average	Good	N/A	Not Met	N/A
2006	Average	Below Average	N/A	Met	N/A

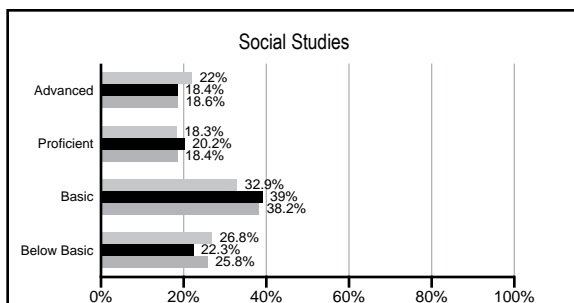
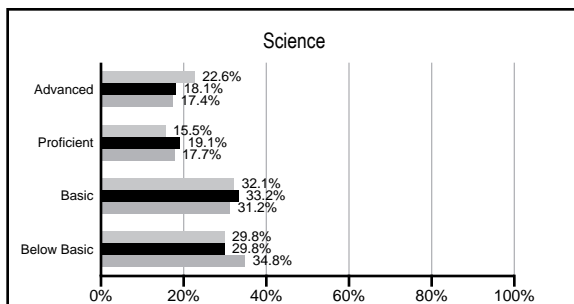
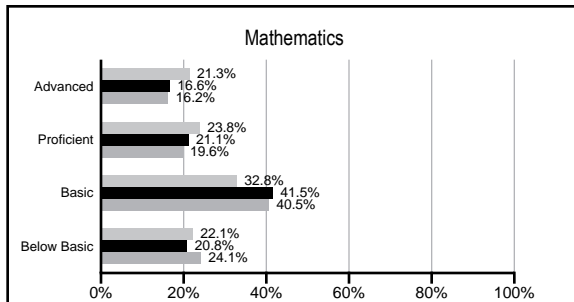
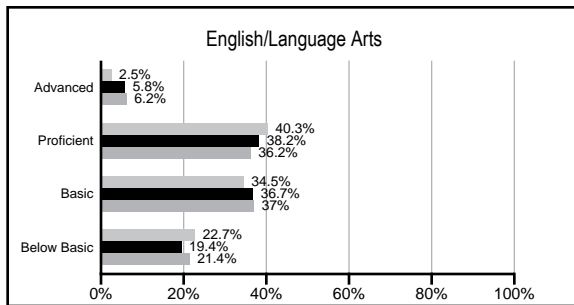
ABSOLUTE RATINGS OF ELEMENTARY SCHOOLS WITH STUDENTS LIKE OURS*

EXCELLENT	GOOD	AVERAGE	BELOW AVERAGE	AT-RISK
0	10	64	13	1

* Ratings are calculated with data available by 02/17/2009. Schools with Students like Ours are Elementary Schools with poverty indices of no more than 5% above or below the index for this school.

PACT PERFORMANCE

Our School
 Elementary Schools with Students Like Ours
 Elementary schools statewide



NAEP PERFORMANCE*

* Performance reported for SC and nation, data not available at school level. Percentages at NAEP Achievement Levels.



SC PERFORMANCE GOAL

2010 Goal:

By 2010, SC's student achievement will be ranked in the top half of the states nationally. To achieve this goal, we must become one of the fastest improving systems in the country.

2020 Goal: TBD

Abbreviations Key

N/A Not Applicable N/AV Not Available N/C Not Collected N/R Not Reported I/S Insufficient Sample TBD To be determined

NI Newly Identified CSI Continuing School Improvement CA Corrective Action RP Plan to Restructure R Restructure DELAY School Improvement Status HOLD School Improvement Status

A C Moore Elementary [Richland 1]

SCHOOL PROFILE

	Our School	Change from Last Year	Elementary Schools with Students Like Ours	Median Elementary School
Students (n=313)				
Retention rate	2.6%	Up from 2.5%	2.3%	2.3%
Attendance rate	96.4%	Up from 96.3%	96.3%	96.3%
Eligible for gifted and talented	32.6%	Down from 34.7%	12.1%	10.4%
With disabilities other than speech	11.3%	Up from 8.3%	8.3%	7.5%
Out-of-school suspensions or expulsions for violent &/or criminal offenses	1.3%	Up from 0.0%	0.0%	0.0%
Teachers (n=29)				
Teachers with advanced degrees	58.6%	No Change	56.4%	56.7%
Continuing contract teachers	65.5%	No Change	79.3%	77.3%
Teachers with emergency or provisional certificates	4.0%	No Change	0.0%	0.0%
Teachers returning from previous year	88.4%	Up from 86.1%	87.7%	86.4%
Teacher attendance rate	94.8%	No Change	95.2%	94.9%
Average teacher salary	\$48,540	Up 8.2%	\$45,292	\$45,345
Classes not taught by highly qualified teachers	0.0%	No Change	0.0%	0.0%
School				
Principal's years at school	1.0	Down from 2.0	3.0	4.0
Student-teacher ratio in core subjects	16.0 to 1	Up from 9.2 to 1	18.8 to 1	18.5 to 1
Prime instructional time	89.0%	Up from 87.9%	90.1%	89.8%
Opportunities in the arts	Good	Down from Excellent	Good	Good
SACS accreditation	Yes	No Change	Yes	Yes
Character development program	Excellent	Up from Average	Excellent	Excellent
Dollars spent per pupil*	\$8,727	Up 4.2%	\$6,606	\$7,052
Percent of expenditures for instruction*	81.1%	Down from 81.9%	68.9%	69.1%
Percent of expenditures for teacher salaries*	76.5%	Down from 77.3%	65.3%	64.2%
% of AYP objectives met	82.4%		88.2%	85.7%

* Prior year audited financial data available.

EVALUATION RESULTS

	Teachers	Students*	Parents*
Number of surveys returned	24	37	17
Percent satisfied with learning environment	100.0%	86.5%	94.1%
Percent satisfied with social and physical environment	100.0%	78.4%	100.0%
Percent satisfied with school-home relations	100.0%	86.5%	94.1%

*Only students at the highest elementary school grade level at this school and their parents were included.

REPORT OF PRINCIPAL AND SCHOOL IMPROVEMENT COUNCIL

A.C. Moore Elementary is located in the heart of Columbia just minutes away from the University of South Carolina (USC). We are an award winning school with a diverse population. Students from over 13 countries who speak over 12 different languages attend our school and receive support through the English Speakers of Other Languages program.

In 2007, student achievement continued to increase. Substantial improvement was achieved in historically underachieving groups of students. As a result, the school's improvement rating rose from Below Average to Good for the 2007 Annual School Report Card, and A.C. Moore was recognized as a Palmetto Silver Award School for increased student achievement on the Palmetto Achievement Challenge Test.

Our pursuit of increasing student achievement continued this year with integrating arts into the curriculum. Professional development opportunities were provided to support teachers in integrating the arts within the classroom. Students were also given many opportunities to experience the arts through integrated activities with special area teachers, artists-in-residence and performances throughout the year. The integration of technology also continued as a focus for the school. Additional electronic whiteboards were installed in classrooms to expand and increase academic performance through technology. Professional development classes were conducted by a technology coach to support, expand and enhance teachers' use of electronic whiteboards.

Parent involvement is a key to the school's success. Over 50% of parents serve as volunteers in the school to support the arts curriculum emphasis, academic interventions and extracurricular activities.

A. C. Moore's continued success can be attributed to an exceptional faculty and staff. Every opportunity is used to learn new and innovative ways to educate all students. Twenty-three percent of the faculty is National Board Certified and many teachers hold advanced degrees. Teachers lead staff development activities within the school and in the district. This year, several teachers, through the Diverse Pathways Grant, presented at a national conference. Grants for programs such as arts integration, after-school arts programs and social studies curriculum were written by teachers to support enhanced learning in the classroom. Through a partnership with USC, teachers participated in on-site classes and professional study groups.

A.C. Moore Elementary School will use every resource available to ensure continued academic success for all students. We are confident that with the support of parents, community, and staff, we will see great strides in student learning and growth.

Patrick Rayfield, SIC Chairperson Dr. Chantelle Baker-Parnell, Principal

Comprehensive detail, including definitions of rating, performance criteria, and explanations of status, is available on www.ed.sc.gov and www.eoc.sc.gov as well as school and school district websites.

Printed versions are available from school districts upon request.

Abbreviations Key

N/A Not Applicable N/AV Not Available N/C Not Collected N/R Not Reported I/S Insufficient Sample TBD To be determined
 NI Newly Identified CSI Continuing School Improvement CA Corrective Action RP Plan to Restructure R Restructure DELAY School Improvement Status HOLD School Improvement Status