



SC Annual School Report Card Summary

Meadowfield Elementary
Richland 1

Grades: PK-5

Enrollment: 636

Principal: Paula Stephens

Superintendent: Dr. Percy Mack

Board Chair: Wendy Brawley

PERFORMANCE

Comprehensive detail, including definitions of ratings, performance criteria, and explanations of status, is available on www.ed.sc.gov and www.eoc.sc.gov as well as school and school district websites. Printed versions are available from school districts upon request.

YEAR	ABSOLUTE RATING	GROWTH RATING	PALMETTO GOLD/SILVER AWARD	AYP STATUS	NCLB IMPROVEMENT STATUS
2008	Below Average	At-Risk	TBD	Not Met	N/A
2007	Average	At-Risk	N/A	Not Met	N/A
2006	Average	At-Risk	N/A	Met	N/A

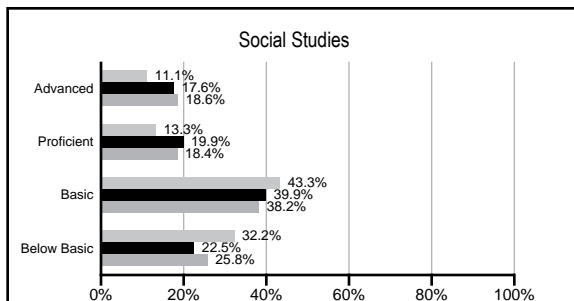
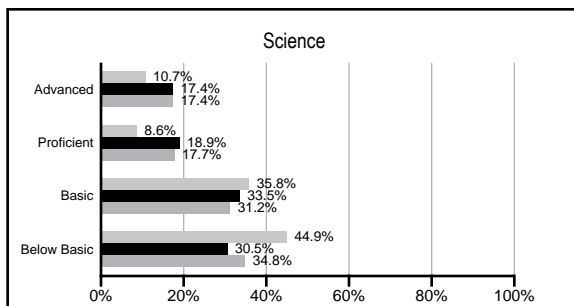
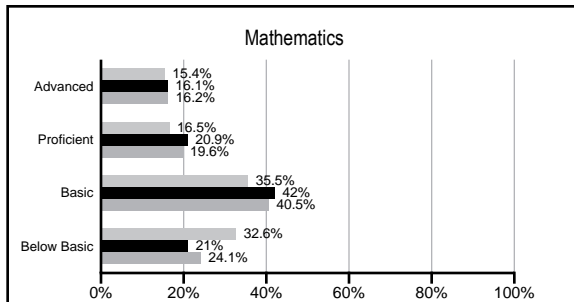
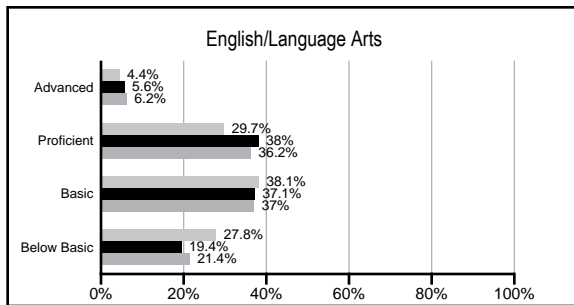
ABSOLUTE RATINGS OF ELEMENTARY SCHOOLS WITH STUDENTS LIKE OURS*

EXCELLENT	GOOD	AVERAGE	BELOW AVERAGE	AT-RISK
0	8	69	15	1

* Ratings are calculated with data available by 02/17/2009. Schools with Students like Ours are Elementary Schools with poverty indices of no more than 5% above or below the index for this school.

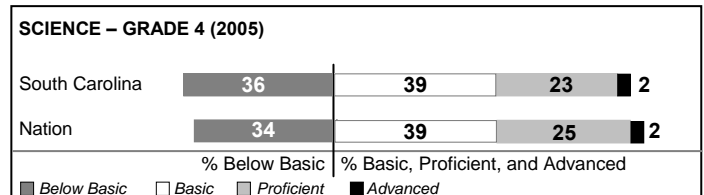
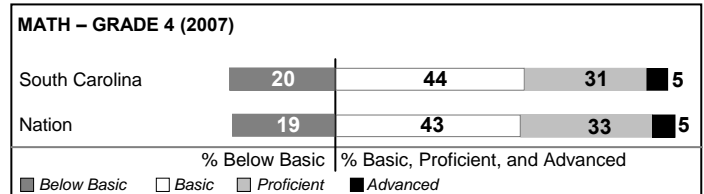
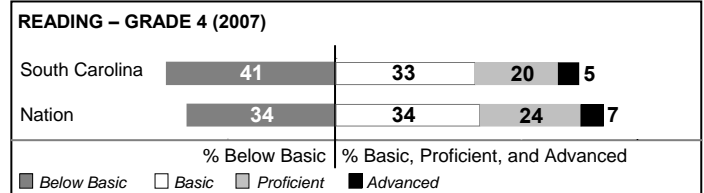
PACT PERFORMANCE

Our School Elementary Schools with Students Like Ours Elementary schools statewide



NAEP PERFORMANCE*

* Performance reported for SC and nation, data not available at school level. Percentages at NAEP Achievement Levels.



SC PERFORMANCE GOAL

2010 Goal:

By 2010, SC's student achievement will be ranked in the top half of the states nationally. To achieve this goal, we must become one of the fastest improving systems in the country.

2020 Goal: TBD

Abbreviations Key

N/A Not Applicable N/AV Not Available N/C Not Collected N/R Not Reported I/S Insufficient Sample TBD To be determined
NI Newly Identified CSI Continuing School Improvement CA Corrective Action RP Plan to Restructure R Restructure DELAY School Improvement Status HOLD School Improvement Status

Meadowfield Elementary [Richland 1]

SCHOOL PROFILE

	Our School	Change from Last Year	Elementary Schools with Students Like Ours	Median Elementary School
Students (n=636)				
Retention rate	0.3%	Down from 1.3%	2.3%	2.3%
Attendance rate	96.4%	Down from 96.6%	96.3%	96.3%
Eligible for gifted and talented	19.8%	Up from 15.0%	11.9%	10.4%
With disabilities other than speech	11.0%	Up from 10.0%	8.3%	7.5%
Out-of-school suspensions or expulsions for violent &/or criminal offenses	0.3%	Up from 0.0%	0.0%	0.0%
Teachers (n=49)				
Teachers with advanced degrees	65.3%	Up from 62.2%	56.7%	56.7%
Continuing contract teachers	65.3%	Down from 66.7%	80.0%	77.3%
Teachers with emergency or provisional certificates	2.6%	No Change	0.0%	0.0%
Teachers returning from previous year	83.0%	Down from 83.3%	87.7%	86.4%
Teacher attendance rate	96.0%	Up from 95.2%	95.1%	94.9%
Average teacher salary	\$49,965	Up 3.8%	\$45,347	\$45,345
Classes not taught by highly qualified teachers	0.0%	Down from 12.2%	0.0%	0.0%
School				
Principal's years at school	5.0	Up from 4.0	3.0	4.0
Student-teacher ratio in core subjects	19.3 to 1	Up from 17.6 to 1	18.7 to 1	18.5 to 1
Prime instructional time	91.1%	Up from 90.5%	90.1%	89.8%
Opportunities in the arts	Good	Down from Excellent	Good	Good
SACS accreditation	Yes	No Change	Yes	Yes
Character development program	Excellent	No Change	Excellent	Excellent
Dollars spent per pupil*	\$6,650	Up 0.5%	\$6,610	\$7,052
Percent of expenditures for instruction*	81.6%	No Change	69.0%	69.1%
Percent of expenditures for teacher salaries*	76.8%	Down from 77.7%	65.1%	64.2%
% of AYP objectives met	66.7%		88.2%	85.7%

* Prior year audited financial data available.

EVALUATION RESULTS

	Teachers	Students*	Parents*
Number of surveys returned	44	89	54
Percent satisfied with learning environment	75.0%	86.4%	90.4%
Percent satisfied with social and physical environment	79.5%	79.3%	87.0%
Percent satisfied with school-home relations	77.3%	86.0%	86.8%

*Only students at the highest elementary school grade level at this school and their parents were included.

REPORT OF PRINCIPAL AND SCHOOL IMPROVEMENT COUNCIL

Meadowfield Elementary continued to successfully implement strategies to achieve the goals outlined in the School Renewal Plan. These goals include: increasing student achievement, improving teacher and administrator quality, and creating a positive school climate.

Teachers utilized technology with Accelerated Math, Accelerated Reader, and SuccessMaker to individualize and differentiate student learning. Technology resources were expanded to include SMART Board units in fifth-grade classrooms and a portable unit for the primary classes. A science teacher specialist, in conjunction with classroom teachers, provided laboratory experiences.

We completed our second year of Paideia Academy Training which focused on the development of academic and social skills through Paideia Coached Projects. A Coached Project is an interdisciplinary unit of study that leads to a student performance or a product of real world value. The Coached Projects contain three instructional methods: didactic (direct teaching), intellectual coaching (skill development), and seminar discussion. Students, staff, parents, and community members worked together to develop, present, and assess Coached Projects at every grade level.

In "The Writers Showcase," students demonstrated skills from the newly implemented writing curriculum. A reading specialist and literacy coach provided extensive interventions. Students realized numerous accomplishments as evidenced by their Paideia Coached Project presentations, the "Building Better Mustangs" character education program, and honor rolls. In addition, students served their school community through Safety Patrol, Student Council, Friendly Helpers, Recess Patrol, News Team, and Media Helpers. Our students placed second in the "Reading with the Lady Gamecocks" competition.

The faculty consistently attended professional development sessions and held weekly "Data Team" meetings to enhance instructional practices. Through our Professional Development School partnership with the University of South Carolina, our teachers, USC faculty, and a USC liaison supervised the internship and practicum classes of future educators. Our accomplished faculty includes ten National Board Certified teachers.

The PTO and SIC worked diligently to strengthen community relations and parental involvement. Sponsored events included a Back-to-School Social, New Parent Coffee, Open House, Paideia Parent Seminars, Prayer Walk, Lasagna Supper, Book Fair, Winter and Spring Concerts, Pastries for Parents, Hearts Hop Dance, Talent Show, Spring Carnival, and Field Day. Parents and community members volunteered as mentors, presenters and chaperones. Our students benefited from partnerships with Dorn Veterans Hospital, Fort Jackson, CiCi's, Papa John's, and Qdoba.

Paula Stephens, Principal; Debra Tedeschi, SIC Chairperson

Comprehensive detail, including definitions of rating, performance criteria, and explanations of status, is available on www.ed.sc.gov and www.eoc.sc.gov as well as school and school district websites.

Printed versions are available from school districts upon request.

Abbreviations Key

N/A Not Applicable N/AV Not Available N/C Not Collected N/R Not Reported I/S Insufficient Sample TBD To be determined

NI Newly Identified CSI Continuing School Improvement CA Corrective Action RP Plan to Restructure R Restructure DELAY School Improvement Status HOLD School Improvement Status