



# SC Annual School Report Card Summary

Logan Elementary  
 Richland 1  
 Grades: PK-5 Enrollment: 284  
 Principal: Dr. Richard E. Moore  
 Superintendent: Dr. Percy Mack  
 Board Chair: Wendy Brawley

## PERFORMANCE

Comprehensive detail, including definitions of ratings, performance criteria, and explanations of status, is available on [www.ed.sc.gov](http://www.ed.sc.gov) and [www.eoc.sc.gov](http://www.eoc.sc.gov) as well as school and school district websites. Printed versions are available from school districts upon request.

YEAR	ABSOLUTE RATING	GROWTH RATING	PALMETTO GOLD/SILVER AWARD	AYP STATUS	NCLB IMPROVEMENT STATUS
2008	At-Risk	Average	TBD	Not Met	N/A
2007	At-Risk	Good	N/A	Not Met	N/A
2006	At-Risk	At-Risk	N/A	Not Met	N/A

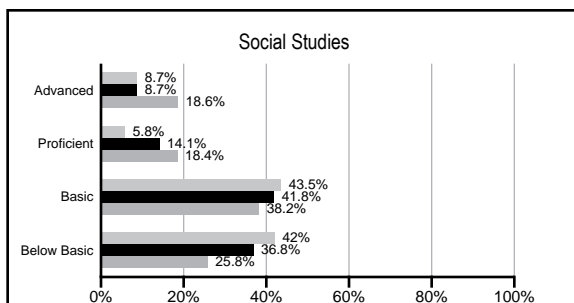
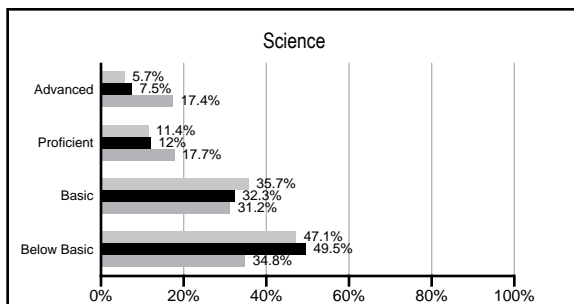
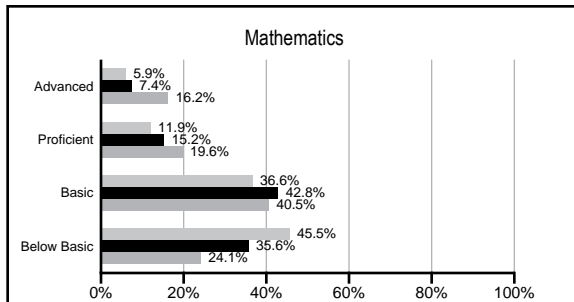
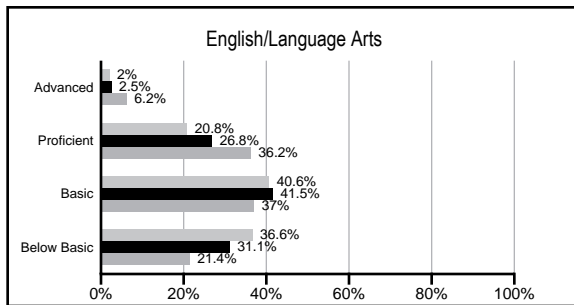
## ABSOLUTE RATINGS OF ELEMENTARY SCHOOLS WITH STUDENTS LIKE OURS\*

EXCELLENT	GOOD	AVERAGE	BELOW AVERAGE	AT-RISK
0	0	13	66	32

\* Ratings are calculated with data available by 02/17/2009. Schools with Students like Ours are Elementary Schools with poverty indices of no more than 5% above or below the index for this school.

## PACT PERFORMANCE

Our School
  Elementary Schools with Students Like Ours
  Elementary schools statewide



## NAEP PERFORMANCE\*

\* Performance reported for SC and nation, data not available at school level. Percentages at NAEP Achievement Levels.



## SC PERFORMANCE GOAL

2010 Goal:  
 By 2010, SC's student achievement will be ranked in the top half of the states nationally. To achieve this goal, we must become one of the fastest improving systems in the country.

2020 Goal: TBD

### Abbreviations Key

N/A Not Applicable N/AV Not Available N/C Not Collected N/R Not Reported I/S Insufficient Sample TBD To be determined  
 NI Newly Identified CSI Continuing School Improvement CA Corrective Action RP Plan to Restructure R Restructure DELAY School Improvement Status HOLD School Improvement Status

# Logan Elementary [Richland 1]

## SCHOOL PROFILE

	Our School	Change from Last Year	Elementary Schools with Students Like Ours	Median Elementary School
<b>Students (n=284)</b>				
Retention rate	5.5%	Down from 6.0%	3.0%	2.3%
Attendance rate	96.4%	Up from 95.8%	96.0%	96.3%
Eligible for gifted and talented	4.3%	Down from 4.6%	6.2%	10.4%
With disabilities other than speech	17.5%	Up from 15.0%	8.2%	7.5%
Out-of-school suspensions or expulsions for violent &/or criminal offenses	0.4%	Down from 3.0%	0.0%	0.0%
<b>Teachers (n=27)</b>				
Teachers with advanced degrees	59.3%	Up from 55.6%	54.2%	56.7%
Continuing contract teachers	81.5%	Up from 78.6%	71.7%	77.3%
Teachers with emergency or provisional certificates	4.2%	Down from 4.3%	0.0%	0.0%
Teachers returning from previous year	83.1%	Up from 80.2%	84.9%	86.4%
Teacher attendance rate	96.0%	Down from 96.2%	94.9%	94.9%
Average teacher salary	\$49,044	Up 9.1%	\$44,314	\$45,345
Classes not taught by highly qualified teachers	0.0%	Down from 1.9%	0.0%	0.0%
<b>School</b>				
Principal's years at school	7.0	Up from 6.0	3.8	4.0
Student-teacher ratio in core subjects	13.1 to 1	Down from 14.8 to 1	17.2 to 1	18.5 to 1
Prime instructional time	91.4%	Up from 90.1%	89.1%	89.8%
Opportunities in the arts	Good	No Change	Good	Good
SACS accreditation	Yes	No Change	Yes	Yes
Character development program	Good	No Change	Excellent	Excellent
Dollars spent per pupil*	\$10,485	Down 10.8%	\$7,684	\$7,052
Percent of expenditures for instruction*	75.5%	Up from 75.0%	69.1%	69.1%
Percent of expenditures for teacher salaries*	68.8%	Up from 67.9%	62.9%	64.2%
% of AYP objectives met	61.5%		76.5%	85.7%

\* Prior year audited financial data available.

## EVALUATION RESULTS

	Teachers	Students*	Parents*
Number of surveys returned	31	27	14
Percent satisfied with learning environment	96.8%	92.6%	92.3%
Percent satisfied with social and physical environment	93.5%	88.5%	91.7%
Percent satisfied with school-home relations	74.2%	76.9%	84.6%

\*Only students at the highest elementary school grade level at this school and their parents were included.

## REPORT OF PRINCIPAL AND SCHOOL IMPROVEMENT COUNCIL

The Logan Leopards had a wonderful 2007-08. We continued the services of our science coach and reading interventionist, increased the use of our computer lab for computer-based interventions with targeted students, continued the Montessori program with the program serving third-grade students this year, and continued to implement the TRIBES® program, including school-wide agreements and procedures, classroom and individual goal-setting and the daily community circle activities in each classroom. The fourth- and fifth-grade students began the year with a retreat to focus on developing classroom learning communities. Our students continued their community service through food drives, our annual Mitten & Sock Tree, Jump Rope for Heart and recycling activities sponsored by our fifth grade. Students had the opportunity to provide leadership through the Safety Patrol Program and the WLGN News Daily Broadcast. Logan Leopards were recognized with winners in the district Visual Literacy Festival puppetry and book production contests, including the grand prize in puppetry. Logan had winners at the regional science fair with two teams winning Grand Team Awards and one Outstanding Achievement Award for Best Fifth-Grade Projects.

The fine arts program at Logan expanded this year to include three performing chorus groups and keyboarding classes in our piano lab. Our steel band and our dance ensemble continued to perform around the city in festivals and at special events. The fine arts teachers planned with teachers on every grade level to develop integrated arts lessons and units each marking period. The productions that resulted showcased the fine arts, but also were an integral part of the instruction in other subject areas as well. The year culminated with our annual Arts in The Park, a community event featuring our Logan Leopards. Professional development for the Logan staff this year included training in the use of the electronic whiteboards that were purchased for each of our 1st – 5th grade classrooms and training in the use of Marzano's High-Yield Strategies, research-based instructional practices. In addition, teachers continued planning with our science coach, working with the fine arts team and collaborating on SuccessMaker plans and results. Throughout the year, 1st – 5th grade teachers met regularly to look at lesson plans and achievement results, making revisions in plans as needed and developing common assessments for use in instruction.

Parents attended conferences throughout the year, participated in SIC and PTO meetings and projects, helped set student goals and attended Books & Breakfast, and Family Night activities. The PTO purchased a marquee for the school and began to raise funds for a new sound system in the cafeteria. The SIC worked on literacy and served as advocates with the district and community to look at the issue of adequate space at the school. Logan continued its partnership with the Elmwood Park Neighborhood Association, enlisting their support for possible expansions and participating in the Annual Tour of Homes.

Primary challenges for Logan in the coming year include students reading below grade level, the achievement of our special needs students and motivating student to make academic achievement a priority. Plans include maintaining a low pupil-teacher ratio, increasing the interventions offered to all targeted students and continuing experiences

Comprehensive detail, including definitions of rating, performance criteria, and explanations of status, is available on [www.ed.sc.gov](http://www.ed.sc.gov) and [www.eoc.sc.gov](http://www.eoc.sc.gov) as well as school and school district websites.

Printed versions are available from school districts upon request.

### Abbreviations Key

N/A Not Applicable N/AV Not Available N/C Not Collected N/R Not Reported I/S Insufficient Sample TBD To be determined

NI Newly Identified CSI Continuing School Improvement CA Corrective Action RP Plan to Restructure R Restructure DELAY School Improvement Status HOLD School Improvement Status