



SC Annual School Report Card Summary

Horrell Hill Elementary
Richland 1
Grades: PK-5 Enrollment: 610
Principal: Parthenia Satterwhite
Superintendent: Dr. Percy Mack
Board Chair: Wendy Brawley

PERFORMANCE

Comprehensive detail, including definitions of ratings, performance criteria, and explanations of status, is available on www.ed.sc.gov and www.eoc.sc.gov as well as school and school district websites. Printed versions are available from school districts upon request.

YEAR	ABSOLUTE RATING	GROWTH RATING	PALMETTO GOLD/SILVER AWARD	AYP STATUS	NCLB IMPROVEMENT STATUS
2008	Below Average	At-Risk	TBD	Not Met	N/A
2007	Below Average	At-Risk	N/A	Not Met	N/A
2006	Average	At-Risk	N/A	Met	N/A

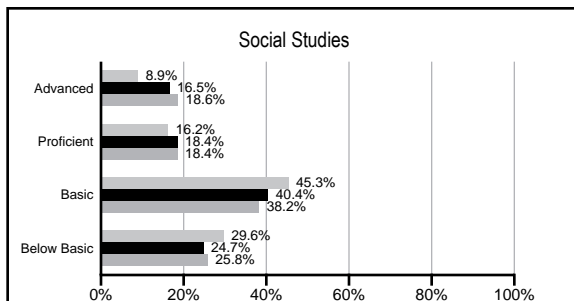
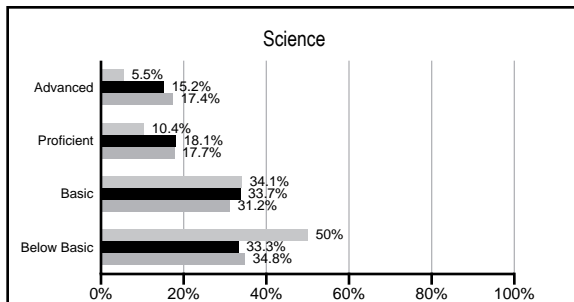
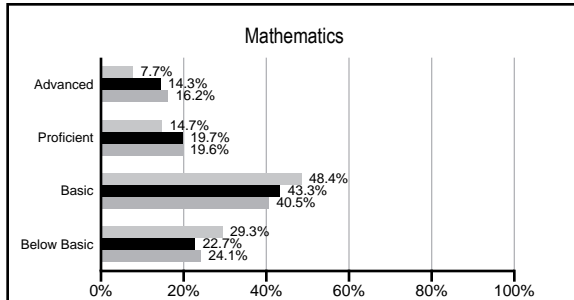
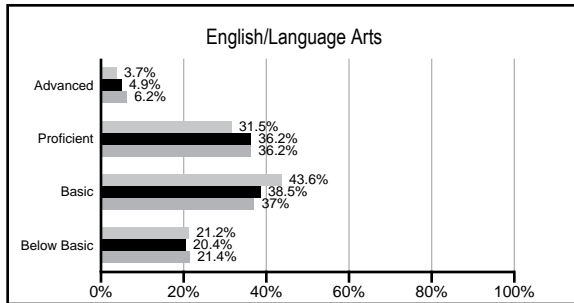
ABSOLUTE RATINGS OF ELEMENTARY SCHOOLS WITH STUDENTS LIKE OURS*

EXCELLENT	GOOD	AVERAGE	BELOW AVERAGE	AT-RISK
0	8	53	32	0

* Ratings are calculated with data available by 02/17/2009. Schools with Students like Ours are Elementary Schools with poverty indices of no more than 5% above or below the index for this school.

PACT PERFORMANCE

Our School
 Elementary Schools with Students Like Ours
 Elementary schools statewide



NAEP PERFORMANCE*

* Performance reported for SC and nation, data not available at school level. Percentages at NAEP Achievement Levels.



SC PERFORMANCE GOAL

2010 Goal:

By 2010, SC's student achievement will be ranked in the top half of the states nationally. To achieve this goal, we must become one of the fastest improving systems in the country.

2020 Goal: TBD

Abbreviations Key

N/A Not Applicable N/AV Not Available N/C Not Collected N/R Not Reported I/S Insufficient Sample TBD To be determined
 NI Newly Identified CSI Continuing School Improvement CA Corrective Action RP Plan to Restructure R Restructure DELAY School Improvement Status HOLD School Improvement Status

Horrell Hill Elementary [Richland 1]

SCHOOL PROFILE

	Our School	Change from Last Year	Elementary Schools with Students Like Ours	Median Elementary School
Students (n=610)				
Retention rate	1.8%	Up from 1.5%	2.8%	2.3%
Attendance rate	96.0%	Up from 95.3%	96.1%	96.3%
Eligible for gifted and talented	9.4%	Down from 10.0%	9.4%	10.4%
With disabilities other than speech	6.6%	Up from 4.7%	8.7%	7.5%
Out-of-school suspensions or expulsions for violent &/or criminal offenses	0.0%	No Change	0.0%	0.0%
Teachers (n=42)				
Teachers with advanced degrees	40.5%	Down from 47.6%	57.4%	56.7%
Continuing contract teachers	69.0%	Down from 71.4%	80.3%	77.3%
Teachers with emergency or provisional certificates	2.9%	Down from 5.7%	0.0%	0.0%
Teachers returning from previous year	82.3%	Down from 82.5%	86.7%	86.4%
Teacher attendance rate	93.9%	Down from 94.6%	94.7%	94.9%
Average teacher salary	\$44,482	Up 2.0%	\$45,332	\$45,345
Classes not taught by highly qualified teachers	13.3%	Up from 13.0%	0.0%	0.0%
School				
Principal's years at school	21.0	Up from 20.0	4.0	4.0
Student-teacher ratio in core subjects	18.6 to 1	Up from 18.4 to 1	18.5 to 1	18.5 to 1
Prime instructional time	88.3%	Up from 88.2%	89.4%	89.8%
Opportunities in the arts	Good	No Change	Good	Good
SACS accreditation	Yes	No Change	Yes	Yes
Character development program	Excellent	No Change	Excellent	Excellent
Dollars spent per pupil*	\$5,961	Down 1.8%	\$6,897	\$7,052
Percent of expenditures for instruction*	79.1%	Down from 80.5%	68.9%	69.1%
Percent of expenditures for teacher salaries*	75.8%	Down from 77.8%	65.0%	64.2%
% of AYP objectives met	88.2%		86.7%	85.7%

* Prior year audited financial data available.

EVALUATION RESULTS

	Teachers	Students*	Parents*
Number of surveys returned	32	98	80
Percent satisfied with learning environment	62.5%	71.1%	84.8%
Percent satisfied with social and physical environment	62.5%	66.7%	78.8%
Percent satisfied with school-home relations	54.8%	88.8%	82.3%

*Only students at the highest elementary school grade level at this school and their parents were included.

REPORT OF PRINCIPAL AND SCHOOL IMPROVEMENT COUNCIL

Horrell Hill Elementary School made progress during this school year. The instructional program was enhanced by using the computer lab through SuccessMaker, a six-week tutoring program during the school day, and an after-school tutoring program for students who scored Below Basic in reading and/or math. We implemented a six-week Saturday Academy for a group of fourth and fifth graders.

The PTO and School Improvement Council met regularly. The PTO provided supplemental materials for teachers and students, as well as staff incentives. Teacher skills were enhanced through staff participation in professional development activities, conferences, workshops, and graduate classes. While test results indicated improvement in some areas, it also indicated a need to focus additional effort on developing and improving students' science, social studies, and math skills. We are in the last year of our three-year research project through our PDS Connection with a strong focus and emphasis on writing. The data indicates that our writing scores improved.

Several students participated and placed in the district's Visual Literacy Festival contests offered at the elementary level. Three classes placed in the Richland County Farm-City Week Bulletin Board Contest; one student placed first place in the essay division. Several students placed in the district's Spring Art Show. A team of teachers presented at two national conferences focusing on building community, opportunity and voice with an emphasis in writing.

Community involvement included our partnership with the University of South Carolina as a Professional Development School. Through USC, we had student teachers, practicum students and on-site classes taught in which the students worked with our first-graders. Community outreach programs include: Service Learning Projects where students sang at two assisted living care facilities, collected food for Harvest Hope, and participated in Jump Rope for Heart. Our extra-curricular programs this year included: Eagle Explorers (art, math, science club), Leadership Pyramids of Excellence Girls Club and Chorus. We initiated our first One Hundred Women Read to enhance our reading program. Women from different aspects of the community participated. One teacher was selected as an O Ambassador Educator for the school. She sponsored an O Ambassadors Club, which is a service learning project of Oprah's Angel Network and Free the Children. The club inspires young people to become active, compassionate and knowledgeable global citizens by working toward the UN Millennium Development Goals (hunger, poverty and limited access to education).

Challenges faced by our school include funding for a certified full-time science lab instructor.

It is our commitment and goal to continue to explore and implement innovative strategies to ensure that we meet the needs of all students.

Parthenia Satterwhite, Principal, Horrell Hill Elementary School.
Vincent Walker, School Improvement Council Chairperson

Comprehensive detail, including definitions of rating, performance criteria, and explanations of status, is available on www.ed.sc.gov and www.eoc.sc.gov as well as school and school district websites.

Printed versions are available from school districts upon request.

Abbreviations Key

N/A Not Applicable N/AV Not Available N/C Not Collected N/R Not Reported I/S Insufficient Sample TBD To be determined

NI Newly Identified CSI Continuing School Improvement CA Corrective Action RP Plan to Restructure R Restructure DELAY School Improvement Status HOLD School Improvement Status