



SC Annual School Report Card Summary

Caughman Road Elementary
Richland 1
Grades: PK-5 **Enrollment: 575**
Principal: Jane H. Wyatt
Superintendent: Dr. Percy Mack
Board Chair: Wendy Brawley

PERFORMANCE

Comprehensive detail, including definitions of ratings, performance criteria, and explanations of status, is available on www.ed.sc.gov and www.eoc.sc.gov as well as school and school district websites. Printed versions are available from school districts upon request.

YEAR	ABSOLUTE RATING	GROWTH RATING	PALMETTO GOLD/SILVER AWARD	AYP STATUS	NCLB IMPROVEMENT STATUS
2008	Below Average	Average	TBD	Not Met	N/A
2007	Below Average	Below Average	N/A	Not Met	N/A
2006	Below Average	Below Average	N/A	Met	N/A

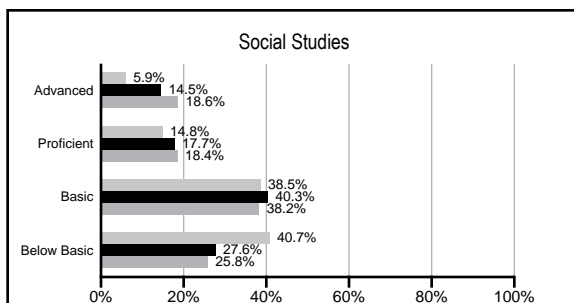
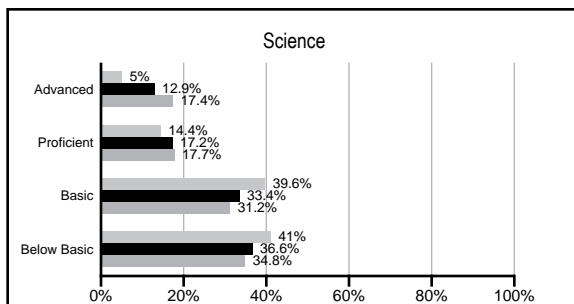
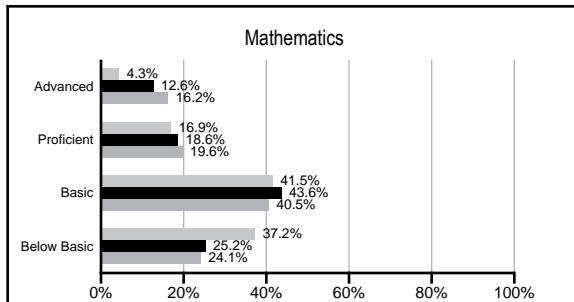
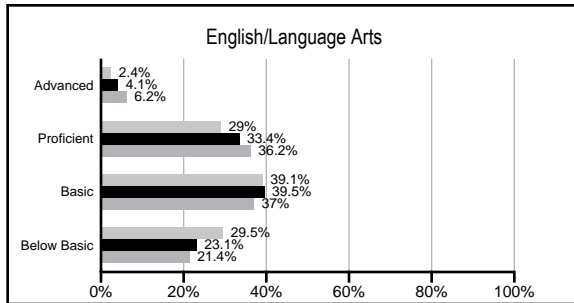
ABSOLUTE RATINGS OF ELEMENTARY SCHOOLS WITH STUDENTS LIKE OURS*

EXCELLENT	GOOD	AVERAGE	BELOW AVERAGE	AT-RISK
0	3	38	43	1

* Ratings are calculated with data available by 02/17/2009. Schools with Students like Ours are Elementary Schools with poverty indices of no more than 5% above or below the index for this school.

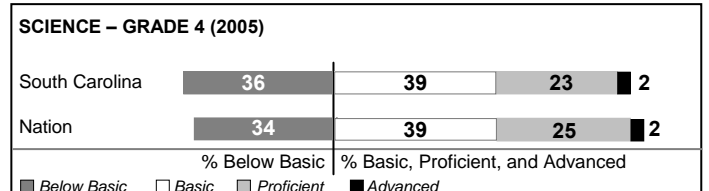
PACT PERFORMANCE

Our School
 Elementary Schools with Students Like Ours
 Elementary schools statewide



NAEP PERFORMANCE*

* Performance reported for SC and nation, data not available at school level. Percentages at NAEP Achievement Levels.



SC PERFORMANCE GOAL

2010 Goal:
By 2010, SC's student achievement will be ranked in the top half of the states nationally. To achieve this goal, we must become one of the fastest improving systems in the country.

2020 Goal: TBD

Abbreviations Key

N/A Not Applicable N/AV Not Available N/C Not Collected N/R Not Reported I/S Insufficient Sample TBD To be determined
 NI Newly Identified CSI Continuing School Improvement CA Corrective Action RP Plan to Restructure R Restructure DELAY School Improvement Status HOLD School Improvement Status

Caughman Road Elementary [Richland 1]

SCHOOL PROFILE

	Our School	Change from Last Year	Elementary Schools with Students Like Ours	Median Elementary School
Students (n=575)				
Retention rate	5.4%	Up from 3.9%	2.9%	2.3%
Attendance rate	96.3%	Down from 96.5%	96.1%	96.3%
Eligible for gifted and talented	8.9%	Down from 11.2%	8.9%	10.4%
With disabilities other than speech	9.2%	Up from 6.9%	9.0%	7.5%
Out-of-school suspensions or expulsions for violent &/or criminal offenses	0.2%	Up from 0.0%	0.0%	0.0%
Teachers (n=45)				
Teachers with advanced degrees	64.4%	Up from 63.6%	56.5%	56.7%
Continuing contract teachers	68.9%	Down from 72.7%	79.4%	77.3%
Teachers with emergency or provisional certificates	2.6%	No Change	0.0%	0.0%
Teachers returning from previous year	81.6%	Down from 84.8%	87.1%	86.4%
Teacher attendance rate	93.1%	Down from 94.3%	94.9%	94.9%
Average teacher salary	\$48,560	Up 2.0%	\$45,408	\$45,345
Classes not taught by highly qualified teachers	2.3%	Down from 4.1%	0.0%	0.0%
School				
Principal's years at school	8.0	Up from 7.0	4.0	4.0
Student-teacher ratio in core subjects	15.2 to 1	Down from 16.4 to 1	18.5 to 1	18.5 to 1
Prime instructional time	87.6%	Down from 89.0%	89.4%	89.8%
Opportunities in the arts	Good	No Change	Good	Good
SACS accreditation	Yes	No Change	Yes	Yes
Character development program	Excellent	No Change	Excellent	Excellent
Dollars spent per pupil*	\$6,820	Up 1.6%	\$7,082	\$7,052
Percent of expenditures for instruction*	81.8%	Up from 80.8%	68.5%	69.1%
Percent of expenditures for teacher salaries*	76.6%	Up from 76.3%	63.8%	64.2%
% of AYP objectives met	52.9%		84.6%	85.7%

* Prior year audited financial data available.

EVALUATION RESULTS

	Teachers	Students*	Parents*
Number of surveys returned	54	6	18
Percent satisfied with learning environment	71.7%	I/S	64.7%
Percent satisfied with social and physical environment	72.2%	I/S	66.7%
Percent satisfied with school-home relations	42.6%	I/S	66.7%

*Only students at the highest elementary school grade level at this school and their parents were included.

REPORT OF PRINCIPAL AND SCHOOL IMPROVEMENT COUNCIL

Caughman Road Elementary School has been accredited by the Southern Association of Colleges and Schools since it was opened in 1970. We have worked very hard to maintain this status and are very proud of the results. The school has made steady increases in the number of students scoring Basic and above on the Palmetto Achievement Challenge Test (PACT). The staff is implementing "best practice" strategies to provide daily instruction and academic assistance for all students. Individual students are being targeted with strategic interventions focusing on areas of weaknesses to improve their academic performance. The students in grades one through five are engaged in Success Maker and Accelerated Reader programs to strengthen language arts and math skills. Individual and small-group tutoring is provided after school for students on academic assistance plans to give them the extra support they need to boost their PACT scores and an enrichment program is provided for those students that need an extra boost to move up to the Proficient and Advanced levels on the PACT. Based on our test scores math and science have become the major academic focus. We held quarterly academic challenge competitions at school to encourage students to study harder and learn to apply the skills learned in the classroom with actual hands-on challenges. The Academic Challenge is a program that challenges students to become thinkers and problem-solvers while working in teams. Best of all, the program was completely designed and organized by the Caughman Road staff.

The district initiative providing a Montessori program option for all Richland One parents is in its fourth year of implementation. This school-within-a-school model began with two primary classes of three-, four- and five- year-olds. This year we added third grade and next year a fourth grade will be added. The Montessori program is well received by the community and we have a waiting list for admission at all times.

Character development and exposure to a variety of careers are integrated within all subjects as well as provided by the guidance counselor through classroom guidance activities and Career Day. Our school resource officer worked with the fifth- graders on the DARE program and the fourth- and fifth- graders with the GREAT program. Numerous Parent University Nights provided parents with opportunities to share information on ways they can support and assist the students at home.

Parent participation in school activities such as assemblies, special events, and PTO meetings has increased dramatically, but involvement in the day-to-day activities of the school does not come easily. The parents on the PTO/SIC Board are truly committed to making this happen.

Jane H. Wyatt, Principal
Lynette Wilson, SIC Chair

Comprehensive detail, including definitions of rating, performance criteria, and explanations of status, is available on www.ed.sc.gov and www.eoc.sc.gov as well as school and school district websites.

Printed versions are available from school districts upon request.

Abbreviations Key

N/A Not Applicable N/AV Not Available N/C Not Collected N/R Not Reported I/S Insufficient Sample TBD To be determined
NI Newly Identified CSI Continuing School Improvement CA Corrective Action RP Plan to Restructure R Restructure DELAY School Improvement Status HOLD School Improvement Status