



SC Annual School Report Card Summary

Annie Burnside Elementary
Richland 1
Grades: PK-5 **Enrollment: 320**
Principal: Dr. Felicia Butler
Superintendent: Dr. Percy Mack
Board Chair: Wendy Brawley

PERFORMANCE

Comprehensive detail, including definitions of ratings, performance criteria, and explanations of status, is available on www.ed.sc.gov and www.eoc.sc.gov as well as school and school district websites. Printed versions are available from school districts upon request.

YEAR	ABSOLUTE RATING	GROWTH RATING	PALMETTO GOLD/SILVER AWARD	AYP STATUS	NCLB IMPROVEMENT STATUS
2008	Below Average	At-Risk	TBD	Not Met	N/A
2007	Below Average	At-Risk	N/A	Not Met	N/A
2006	Below Average	At-Risk	N/A	Met	N/A

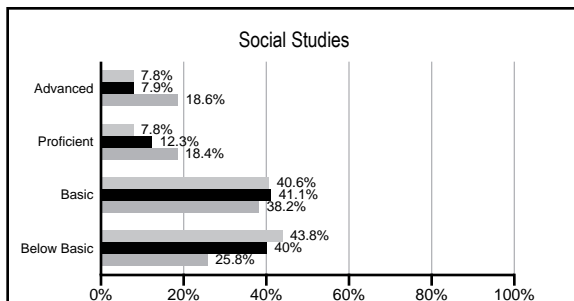
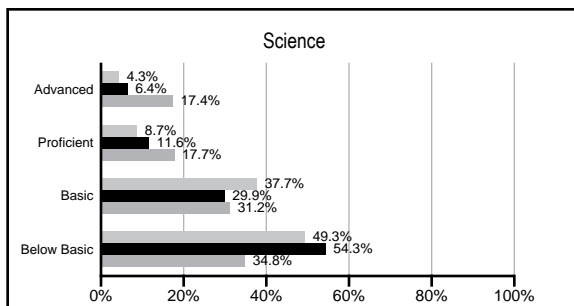
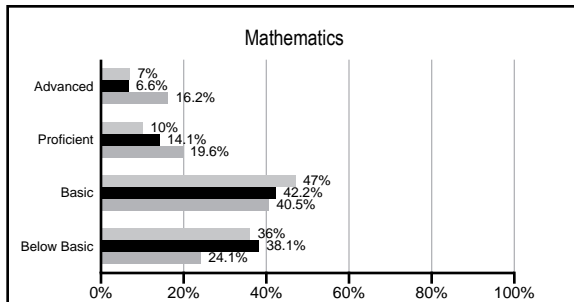
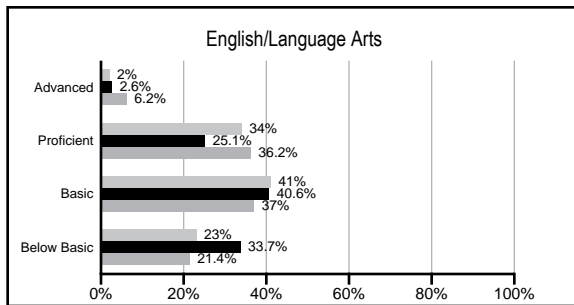
ABSOLUTE RATINGS OF ELEMENTARY SCHOOLS WITH STUDENTS LIKE OURS*

EXCELLENT	GOOD	AVERAGE	BELOW AVERAGE	AT-RISK
0	3	10	55	63

* Ratings are calculated with data available by 02/17/2009. Schools with Students like Ours are Elementary Schools with poverty indices of no more than 5% above or below the index for this school.

PACT PERFORMANCE

Our School
 Elementary Schools with Students Like Ours
 Elementary schools statewide



NAEP PERFORMANCE*

* Performance reported for SC and nation, data not available at school level. Percentages at NAEP Achievement Levels.



SC PERFORMANCE GOAL

2010 Goal:

By 2010, SC's student achievement will be ranked in the top half of the states nationally. To achieve this goal, we must become one of the fastest improving systems in the country.

2020 Goal: TBD

Abbreviations Key

N/A Not Applicable N/AV Not Available N/C Not Collected N/R Not Reported I/S Insufficient Sample TBD To be determined
 NI Newly Identified CSI Continuing School Improvement CA Corrective Action RP Plan to Restructure R Restructure DELAY School Improvement Status HOLD School Improvement Status

Annie Burnside Elementary [Richland 1]

SCHOOL PROFILE

	Our School	Change from Last Year	Elementary Schools with Students Like Ours	Median Elementary School
Students (n=320)				
Retention rate	3.0%	Down from 4.1%	3.1%	2.3%
Attendance rate	95.3%	Down from 95.6%	96.0%	96.3%
Eligible for gifted and talented	7.4%	Up from 7.3%	3.4%	10.4%
With disabilities other than speech	8.7%	Up from 5.6%	7.8%	7.5%
Out-of-school suspensions or expulsions for violent &/or criminal offenses	0.0%	No Change	0.0%	0.0%
Teachers (n=26)				
Teachers with advanced degrees	30.8%	Down from 37.0%	54.4%	56.7%
Continuing contract teachers	69.2%	Down from 74.1%	69.6%	77.3%
Teachers with emergency or provisional certificates	9.5%	Up from 0.0%	0.0%	0.0%
Teachers returning from previous year	87.7%	Down from 91.3%	83.2%	86.4%
Teacher attendance rate	95.6%	Up from 93.8%	95.0%	94.9%
Average teacher salary	\$42,873	Up 0.2%	\$43,916	\$45,345
Classes not taught by highly qualified teachers	0.0%	Down from 3.4%	0.7%	0.0%
School				
Principal's years at school	7.0	Up from 6.0	3.0	4.0
Student-teacher ratio in core subjects	16.4 to 1	Down from 18.8 to 1	16.7 to 1	18.5 to 1
Prime instructional time	88.9%	Up from 88.2%	89.3%	89.8%
Opportunities in the arts	Good	No Change	Good	Good
SACS accreditation	Yes	No Change	Yes	Yes
Character development program	Average	Down from Good	Excellent	Excellent
Dollars spent per pupil*	\$7,964	Up 0.5%	\$8,115	\$7,052
Percent of expenditures for instruction*	79.1%	Up from 77.1%	68.9%	69.1%
Percent of expenditures for teacher salaries*	75.5%	Up from 70.5%	62.2%	64.2%
% of AYP objectives met	84.6%		69.9%	85.7%

* Prior year audited financial data available.

EVALUATION RESULTS

	Teachers	Students*	Parents*
Number of surveys returned	22	36	27
Percent satisfied with learning environment	45.5%	91.7%	74.1%
Percent satisfied with social and physical environment	77.3%	85.7%	73.1%
Percent satisfied with school-home relations	33.3%	88.9%	81.5%

*Only students at the highest elementary school grade level at this school and their parents were included.

REPORT OF PRINCIPAL AND SCHOOL IMPROVEMENT COUNCIL

Burnside continues to be a good school striving to become a great school. Everyone returned with a renewed determination to enhance their skills in areas that would yield better academic results from the students. The mission of Annie Burnside is to empower each student to achieve his/her maximum level of intellectual and social development within a safe and nurturing environment.

We continued our emphasis on prevention by serving a select group of first-graders in one-on-one Reading Recovery sessions. Each Monday morning during our community meetings, we celebrated with students in grades first through fifth for rising to the top in their classes by being ravenous readers! The third-, fourth- and fifth-graders completed their fourth year of the 100 Book Challenge program with a 20% increase in student participation. We are pleased that our Destination Imagination team of students competed well enough to be invited to GLOBAL FINALS in Knoxville, Tennessee. Our ultimate goal is to significantly reduce the percentage of students scoring Below Basic on PACT while increasing the percentage scoring Proficient and Advanced. We continue to show impressive performance as we decrease the overall percentage of students who score Below Basic. In 2006, 27.2% of our students scored Below Basic in ELA and decreased to 20.4% in 2007. Our Proficient and Advanced Math percentage went from 15% in 2006 to 22.3% in 2007. We were proud to have our third-graders score among the highest in the state on PACT social studies. Our school met requirements in eleven of the thirteen categories for AYP.

Our students and staff were recognized at the district level for their participation in many Visual Literacy Festival competitions and a fifth-grader from Burnside was selected as the district level Lt. Governor's Essay Winner.

While we are committed to doing whatever it takes to meet the academic and social needs of our students, we've embraced the idea that when we establish a healthy working relationship with our students, parents, and guardians, our students are happier and more willing to work hard for us. To this end, we purchased and utilized agenda books, homework announcements, automated calling, happy notes, home visits, Student Intervention Team meetings and regular telephone calls to keep parents informed and willing to work with us. Visitors and parents who come to Burnside often compliment the principal, teachers, and staff for creating a warm and welcoming learning environment. As we move from Good to Great, we are pleased that our SIC, PTO, faculty and staff are able to work together to explore effective strategies to ensure success for all our students.

Dr. Felicia Butler, Principal
Mr. Terrance Segars, SIC Chairperson

Comprehensive detail, including definitions of rating, performance criteria, and explanations of status, is available on www.ed.sc.gov and www.eoc.sc.gov as well as school and school district websites.

Printed versions are available from school districts upon request.

Abbreviations Key

N/A Not Applicable N/AV Not Available N/C Not Collected N/R Not Reported I/S Insufficient Sample TBD To be determined
NI Newly Identified CSI Continuing School Improvement CA Corrective Action RP Plan to Restructure R Restructure DELAY School Improvement Status HOLD School Improvement Status