



# SC Annual School Report Card Summary

Brennen Elementary

Richland 1

Grades: K-5

Enrollment: 778

Principal: Marian Crum-Mack, Ph.D.

Superintendent: Dr. Percy Mack

Board Chair: Wendy Brawley

## PERFORMANCE

Comprehensive detail, including definitions of ratings, performance criteria, and explanations of status, is available on [www.ed.sc.gov](http://www.ed.sc.gov) and [www.eoc.sc.gov](http://www.eoc.sc.gov) as well as school and school district websites. Printed versions are available from school districts upon request.

YEAR	ABSOLUTE RATING	GROWTH RATING	PALMETTO GOLD/SILVER AWARD	AYP STATUS	NCLB IMPROVEMENT STATUS
2008	Good	Below Average	TBD	Not Met	N/A
2007	Good	Good	N/A	Met	N/A
2006	Good	At-Risk	Gold	Not Met	N/A

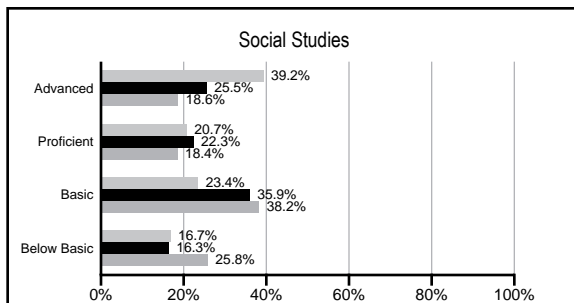
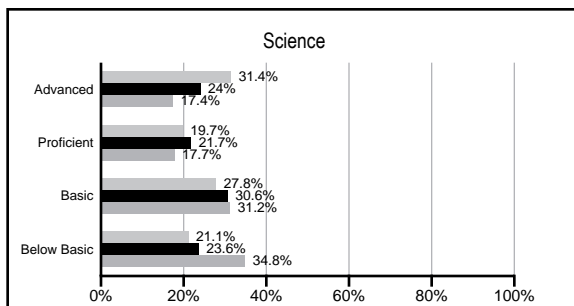
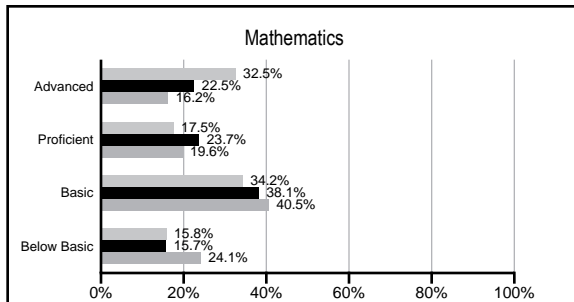
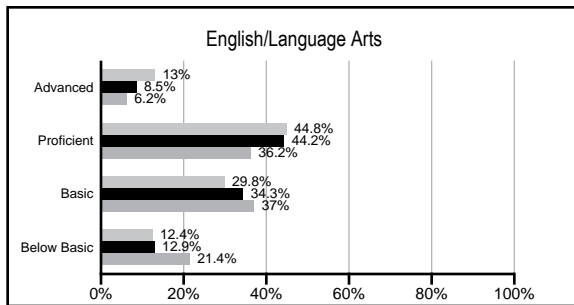
## ABSOLUTE RATINGS OF ELEMENTARY SCHOOLS WITH STUDENTS LIKE OURS\*

EXCELLENT	GOOD	AVERAGE	BELOW AVERAGE	AT-RISK
4	26	42	1	0

\* Ratings are calculated with data available by 02/17/2009. Schools with Students like Ours are Elementary Schools with poverty indices of no more than 5% above or below the index for this school.


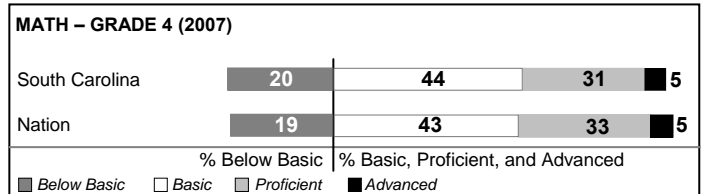
## PACT PERFORMANCE

Our School    Elementary Schools with Students Like Ours    Elementary schools statewide



## NAEP PERFORMANCE\*

\* Performance reported for SC and nation, data not available at school level. Percentages at NAEP Achievement Levels.



## SC PERFORMANCE GOAL

2010 Goal:

By 2010, SC's student achievement will be ranked in the top half of the states nationally. To achieve this goal, we must become one of the fastest improving systems in the country.

2020 Goal: TBD

### Abbreviations Key

N/A Not Applicable N/AV Not Available N/C Not Collected N/R Not Reported I/S Insufficient Sample TBD To be determined  
 NI Newly Identified CSI Continuing School Improvement CA Corrective Action RP Plan to Restructure R Restructure DELAY School Improvement Status HOLD School Improvement Status

# Brennen Elementary [Richland 1]

## SCHOOL PROFILE

	Our School	Change from Last Year	Elementary Schools with Students Like Ours	Median Elementary School
<b>Students (n=778)</b>				
Retention rate	1.9%	Down from 2.4%	1.7%	2.3%
Attendance rate	96.4%	Up from 96.3%	96.7%	96.3%
Eligible for gifted and talented	28.1%	Down from 31.1%	18.3%	10.4%
With disabilities other than speech	9.0%	Up from 7.9%	6.4%	7.5%
Out-of-school suspensions or expulsions for violent &/or criminal offenses	0.0%	No Change	0.0%	0.0%
<b>Teachers (n=56)</b>				
Teachers with advanced degrees	66.1%	Down from 67.9%	60.7%	56.7%
Continuing contract teachers	69.6%	Down from 83.0%	78.9%	77.3%
Teachers with emergency or provisional certificates	2.1%	No Change	0.0%	0.0%
Teachers returning from previous year	86.9%	Down from 92.1%	87.6%	86.4%
Teacher attendance rate	95.3%	Up from 95.1%	95.0%	94.9%
Average teacher salary	\$50,179	Down 0.4%	\$46,415	\$45,345
Classes not taught by highly qualified teachers	0.4%	Down from 1.7%	0.0%	0.0%
<b>School</b>				
Principal's years at school	5.0	Up from 4.0	3.0	4.0
Student-teacher ratio in core subjects	19.6 to 1	Up from 19.3 to 1	19.7 to 1	18.5 to 1
Prime instructional time	89.6%	Down from 90.0%	90.3%	89.8%
Opportunities in the arts	Good	Down from Excellent	Good	Good
SACS accreditation	Yes	No Change	Yes	Yes
Character development program	Good	No Change	Excellent	Excellent
Dollars spent per pupil*	\$6,877	Up 1.8%	\$6,469	\$7,052
Percent of expenditures for instruction*	82.5%	Up from 82.2%	70.6%	69.1%
Percent of expenditures for teacher salaries*	79.8%	No Change	66.9%	64.2%
% of AYP objectives met	90.5%		90.5%	85.7%

\* Prior year audited financial data available.

## EVALUATION RESULTS

	Teachers	Students*	Parents*
Number of surveys returned	52	117	81
Percent satisfied with learning environment	88.0%	90.6%	93.8%
Percent satisfied with social and physical environment	98.1%	91.3%	92.6%
Percent satisfied with school-home relations	98.1%	93.1%	92.6%

\*Only students at the highest elementary school grade level at this school and their parents were included.

## REPORT OF PRINCIPAL AND SCHOOL IMPROVEMENT COUNCIL

Brennen Elementary School continues to be a flagship for elementary education throughout South Carolina. The school is situated in a residential section of Columbia and serves approximately 775 students in grades K through 5. Brennen's greatest strengths come from its strong student achievement, excellent parent and community support, community outreach, and continuous professional development.

We are proud of the student achievement and other school honors that have come to us at Brennen in recent years. Since the beginning of testing, we have maintained a rating of Excellent or Good on the SC School Report Card. Also, for 6 of the 7 years, we maintained Palmetto Gold or Silver Award status. In addition, our students performed above the state average on all parts of 2007 PACT. We continued our status as a Red Carpet School as well as an SC School of Promise. Also, five 5th graders won honors in the junior division at the USC Region II Science and Engineering Fair. We utilize the latest technology, such as interactive white boards and a wireless mobile computer lab, to maximize our students' achievement.

Our parent and community support is quite impressive. The PTO sponsored its 5th fund-raising auction, raising over \$25,000 during that one evening and attracting approximately 300 attendees (PTO raised almost \$60,000 over the entire school year). Profits from the evening were used to fund technology purchases and provide HET (Highly Effective Teaching) training for our faculty and staff. Among the PTO activities that regularly bring in several hundred attendees are events such as Harvest Happening, Spring Supper, Back-to-School Bash, Walk Your Child to School Day, and Grandparents' Day. Our neighborhood Kilbourne Park Baptist Church members serve as our Faith-Based Partner and allow us to have our 5th Grade Promotion Ceremony in their gym. USC's Foreign Language Department has continued to provide German instruction to interested students in one of our after-school programs.

Community outreach included Pennies for Pasta (\$1,700 for the Leukemia Society), Jump Rope for Heart (\$5,122 for the American Heart Assoc.), Heifer International (\$500 for impoverished countries), Harvest Hope Food Drive (1,145 items and \$213), get-well cards for wounded soldiers, and Palmetto Project Families Helping Families (\$300 for needy senior citizens).

In much the same way, we have continued our emphasis on professional development. We have implemented Stages One and Two of HET (Highly Effective Teaching) and provided coaching for our faculty and staff. Stage One focuses on the physical and emotional environment of the school. Stage Two addresses curriculum and instruction issues.

All of us associated with Brennen Elementary School are proud of our 59-year history of academic excellence and have pride in the outstanding elementary school experience that we provide for our students.

Marian Crum-Mack, Principal Julie Carlton and Robert Adams, SIC Chairpersons

Comprehensive detail, including definitions of rating, performance criteria, and explanations of status, is available on [www.ed.sc.gov](http://www.ed.sc.gov) and [www.eoc.sc.gov](http://www.eoc.sc.gov) as well as school and school district websites.

Printed versions are available from school districts upon request.

### Abbreviations Key

N/A Not Applicable N/AV Not Available N/C Not Collected N/R Not Reported I/S Insufficient Sample TBD To be determined

NI Newly Identified CSI Continuing School Improvement CA Corrective Action RP Plan to Restructure R Restructure DELAY School Improvement Status HOLD School Improvement Status