



SC Annual School Report Card Summary

McKissick Elementary
Pickens

Grades: PK-5

Enrollment: 407

Principal: Thomas P. Polidor

Superintendent: Lee D'Andrea, Ph.D.

Board Chair: Dr. B. J. Skelton

PERFORMANCE

Comprehensive detail, including definitions of ratings, performance criteria, and explanations of status, is available on www.ed.sc.gov and www.eoc.sc.gov as well as school and school district websites. Printed versions are available from school districts upon request.

YEAR	ABSOLUTE RATING	GROWTH RATING	PALMETTO GOLD/SILVER AWARD	AYP STATUS	NCLB IMPROVEMENT STATUS
2008	Below Average	At-Risk	TBD	Not Met	CSI
2007	Below Average	At-Risk	N/A	Not Met	NI
2006	Average	At-Risk	N/A	Not Met	N/A

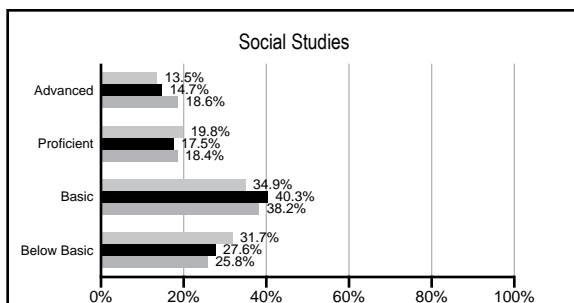
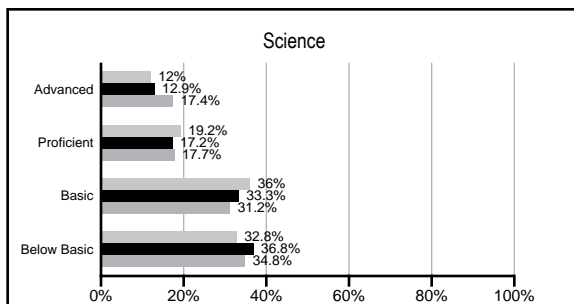
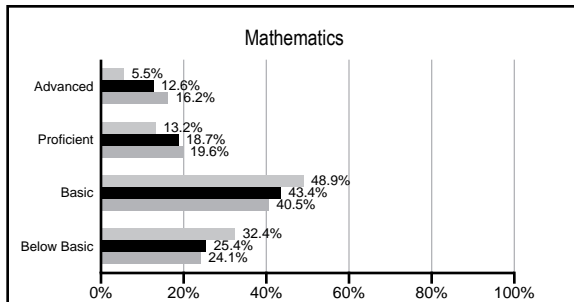
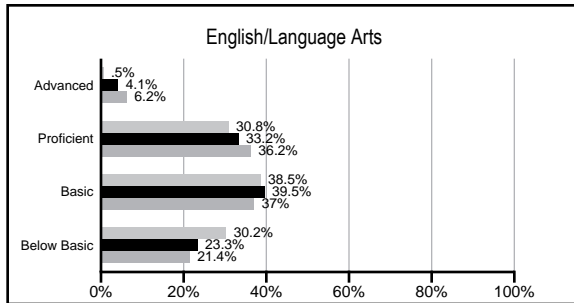
ABSOLUTE RATINGS OF ELEMENTARY SCHOOLS WITH STUDENTS LIKE OURS*

EXCELLENT	GOOD	AVERAGE	BELOW AVERAGE	AT-RISK
0	3	38	44	1

* Ratings are calculated with data available by 02/17/2009. Schools with Students like Ours are Elementary Schools with poverty indices of no more than 5% above or below the index for this school.

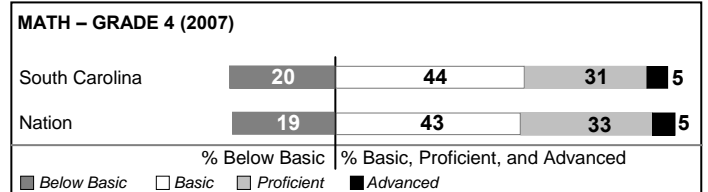
PACT PERFORMANCE

Our School Elementary Schools with Students Like Ours Elementary schools statewide



NAEP PERFORMANCE*

* Performance reported for SC and nation, data not available at school level. Percentages at NAEP Achievement Levels.



SC PERFORMANCE GOAL

2010 Goal:

By 2010, SC's student achievement will be ranked in the top half of the states nationally. To achieve this goal, we must become one of the fastest improving systems in the country.

2020 Goal: TBD

Abbreviations Key

N/A Not Applicable N/AV Not Available N/C Not Collected N/R Not Reported I/S Insufficient Sample TBD To be determined

NI Newly Identified CSI Continuing School Improvement CA Corrective Action RP Plan to Restructure R Restructure DELAY School Improvement Status HOLD School Improvement Status

McKissick Elementary [Pickens]

SCHOOL PROFILE

	Our School	Change from Last Year	Elementary Schools with Students Like Ours	Median Elementary School
Students (n=407)				
Retention rate	3.4%	Up from 3.3%	2.9%	2.3%
Attendance rate	95.9%	Down from 96.1%	96.1%	96.3%
Eligible for gifted and talented	4.9%	Down from 7.4%	8.9%	10.4%
With disabilities other than speech	8.2%	Up from 7.4%	9.0%	7.5%
Out-of-school suspensions or expulsions for violent &/or criminal offenses	0.0%	No Change	0.0%	0.0%
Teachers (n=32)				
Teachers with advanced degrees	68.8%	Up from 62.2%	55.6%	56.7%
Continuing contract teachers	90.6%	Up from 86.8%	78.9%	77.3%
Teachers with emergency or provisional certificates	0.0%	No Change	0.0%	0.0%
Teachers returning from previous year	84.2%	Down from 84.4%	86.6%	86.4%
Teacher attendance rate	95.4%	Up from 94.9%	94.8%	94.9%
Average teacher salary	\$46,123	Up 2.4%	\$45,116	\$45,345
Classes not taught by highly qualified teachers	0.0%	No Change	0.0%	0.0%
School				
Principal's years at school	16.0	Up from 15.0	4.0	4.0
Student-teacher ratio in core subjects	16.5 to 1	Up from 14.9 to 1	18.5 to 1	18.5 to 1
Prime instructional time	88.6%	Down from 89.3%	89.1%	89.8%
Opportunities in the arts	Good	No Change	Good	Good
SACS accreditation	Yes	No Change	Yes	Yes
Character development program	Excellent	No Change	Excellent	Excellent
Dollars spent per pupil*	\$10,225	Up 17.3%	\$7,285	\$7,052
Percent of expenditures for instruction*	63.9%	Down from 64.5%	67.8%	69.1%
Percent of expenditures for teacher salaries*	55.1%	Up from 54.2%	63.1%	64.2%
% of AYP objectives met	60.0%		82.4%	85.7%

* Prior year audited financial data available.

EVALUATION RESULTS

	Teachers	Students*	Parents*
Number of surveys returned	24	59	28
Percent satisfied with learning environment	95.8%	79.7%	92.9%
Percent satisfied with social and physical environment	100.0%	83.1%	92.6%
Percent satisfied with school-home relations	70.8%	86.4%	89.3%

*Only students at the highest elementary school grade level at this school and their parents were included.

REPORT OF PRINCIPAL AND SCHOOL IMPROVEMENT COUNCIL

McKissick Elementary School is a K4-fifth grade Title 1 school, serving a diverse population of approximately 405 students. Our school has developed a mission and vision statement through the input of community and school stakeholders. The mission of McKissick Elementary is to provide a nurturing environment where students will receive educational opportunities that will encourage them to participate and contribute to a rapidly changing global society. Our vision is to become a "Lighthouse of Learning" where we guide, engage, and connect diverse communities to help all our students build success beyond the classroom.

We stress academic achievement through the use of instructional strategies and programs that meet the needs of our diverse learners. The Thinking Maps program has been implemented in K4-5 grade. The Knights In Action program provides a quality after-school program and we continue to expand the use of technology for students, parents, and teachers. Service learning and service to the community is an important part of our curriculum. Once again, students participated in Jump Rope for Heart and collected a total of \$2300.00. Our Student Council led our school in a penny campaign for Prevent Child Abuse Pickens County and raised \$450.00. Our "Troops Memorial Butterfly Garden" was dedicated to the men and women who have served in the U.S. Armed forces. The garden will also serve as an outdoor learning lab.

McKissick is a Positive Behavior Intervention School. We focus on teaching students how to make responsible and respectful choices. We also focus their attention on being ready to learn. We do this through our rewards and incentive program.

Although we continue to face the challenge of meeting the needs of all our students, we will continue to implement best practices for learning. We will continue to focus on becoming a professional learning community in order to address the challenges learners face in the 21st century.

Thomas Polidor, Principal
Todd McAlister, SIC Chairperson

Comprehensive detail, including definitions of rating, performance criteria, and explanations of status, is available on www.ed.sc.gov and www.eoc.sc.gov as well as school and school district websites.

Printed versions are available from school districts upon request.

Abbreviations Key

N/A Not Applicable N/AV Not Available N/C Not Collected N/R Not Reported I/S Insufficient Sample TBD To be determined
NI Newly Identified CSI Continuing School Improvement CA Corrective Action RP Plan to Restructure R Restructure DELAY School Improvement Status HOLD School Improvement Status