



# SC Annual School Report Card Summary

Pickens Elementary

Pickens

Grades: PK-5

Enrollment: 530

Principal: Del H. Freitag

Superintendent: Lee D'Andrea, Ph.D.

Board Chair: Dr. B. J. Skelton

## PERFORMANCE

Comprehensive detail, including definitions of ratings, performance criteria, and explanations of status, is available on [www.ed.sc.gov](http://www.ed.sc.gov) and [www.eoc.sc.gov](http://www.eoc.sc.gov) as well as school and school district websites. Printed versions are available from school districts upon request.

YEAR	ABSOLUTE RATING	GROWTH RATING	PALMETTO GOLD/SILVER AWARD	AYP STATUS	NCLB IMPROVEMENT STATUS
2008	Average	Average	TBD	Not Met	N/A
2007	Average	Below Average	Silver	Met	N/A
2006	Good	Good	N/A	Met	N/A

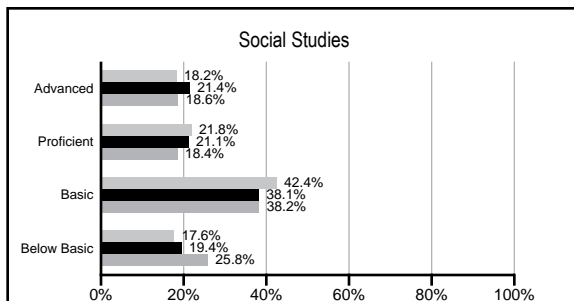
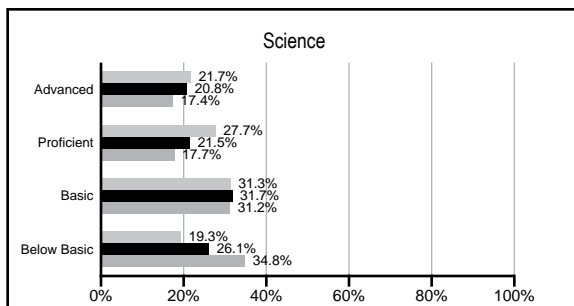
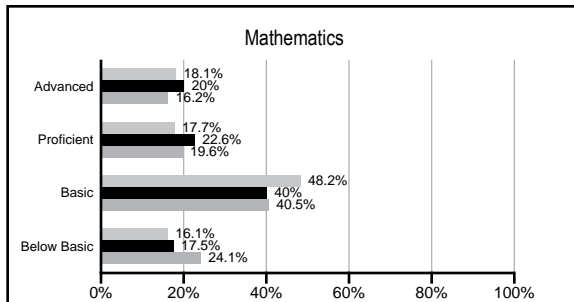
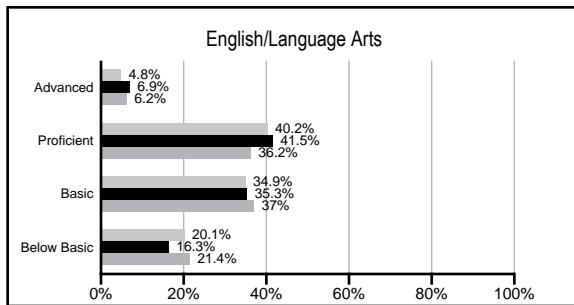
## ABSOLUTE RATINGS OF ELEMENTARY SCHOOLS WITH STUDENTS LIKE OURS\*

EXCELLENT	GOOD	AVERAGE	BELOW AVERAGE	AT-RISK
0	22	54	5	0

\* Ratings are calculated with data available by 02/17/2009. Schools with Students like Ours are Elementary Schools with poverty indices of no more than 5% above or below the index for this school.

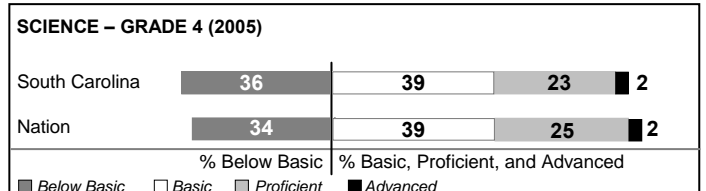

## PACT PERFORMANCE

Our School    Elementary Schools with Students Like Ours    Elementary schools statewide



## NAEP PERFORMANCE\*

\* Performance reported for SC and nation, data not available at school level. Percentages at NAEP Achievement Levels.



## SC PERFORMANCE GOAL

2010 Goal:

*By 2010, SC's student achievement will be ranked in the top half of the states nationally. To achieve this goal, we must become one of the fastest improving systems in the country.*

2020 Goal: TBD

### Abbreviations Key

N/A Not Applicable N/AV Not Available N/C Not Collected N/R Not Reported I/S Insufficient Sample TBD To be determined  
 NI Newly Identified CSI Continuing School Improvement CA Corrective Action RP Plan to Restructure R Restructure DELAY School Improvement Status HOLD School Improvement Status

# Pickens Elementary [Pickens]

## SCHOOL PROFILE

	Our School	Change from Last Year	Elementary Schools with Students Like Ours	Median Elementary School
<b>Students (n=530)</b>				
Retention rate	3.2%	Up from 1.8%	2.2%	2.3%
Attendance rate	96.3%	No Change	96.4%	96.3%
Eligible for gifted and talented	17.6%	Down from 19.8%	14.2%	10.4%
With disabilities other than speech	7.6%	Down from 10.1%	7.0%	7.5%
Out-of-school suspensions or expulsions for violent &/or criminal offenses	0.0%	Down from 0.2%	0.0%	0.0%
<b>Teachers (n=35)</b>				
Teachers with advanced degrees	65.7%	Down from 66.7%	56.2%	56.7%
Continuing contract teachers	91.4%	Down from 94.4%	79.0%	77.3%
Teachers with emergency or provisional certificates	0.0%	No Change	0.0%	0.0%
Teachers returning from previous year	89.6%	Down from 89.9%	88.8%	86.4%
Teacher attendance rate	94.2%	Up from 94.0%	94.9%	94.9%
Average teacher salary	\$47,302	Up 0.6%	\$45,945	\$45,345
Classes not taught by highly qualified teachers	0.0%	No Change	0.0%	0.0%
<b>School</b>				
Principal's years at school	2.0	Up from 1.0	5.0	4.0
Student-teacher ratio in core subjects	19.9 to 1	Down from 20.5 to 1	19.3 to 1	18.5 to 1
Prime instructional time	89.9%	Up from 89.0%	90.3%	89.8%
Opportunities in the arts	Good	No Change	Good	Good
SACS accreditation	Yes	No Change	Yes	Yes
Character development program	Average	Down from Good	Excellent	Excellent
Dollars spent per pupil*	\$7,612	Down 2.9%	\$6,371	\$7,052
Percent of expenditures for instruction*	66.1%	Down from 66.3%	69.9%	69.1%
Percent of expenditures for teacher salaries*	61.7%	Down from 66.0%	65.6%	64.2%
% of AYP objectives met	84.6%		92.3%	85.7%

\* Prior year audited financial data available.

## EVALUATION RESULTS

	Teachers	Students*	Parents*
Number of surveys returned	34	78	64
Percent satisfied with learning environment	93.9%	96.2%	81.3%
Percent satisfied with social and physical environment	88.2%	93.6%	87.5%
Percent satisfied with school-home relations	97.0%	92.3%	84.1%

\*Only students at the highest elementary school grade level at this school and their parents were included.

## REPORT OF PRINCIPAL AND SCHOOL IMPROVEMENT COUNCIL

Pickens Elementary School is a Palmetto Silver Award and now a two-time, back-to-back Red Carpet Award-winning community school that has been at the heart of the Pickens County School District since its inception over 100 years ago. The present building has served elementary school children for more than 45 years. Today our "Community of Learners" has a population of over 554 students served by 76 teachers and staff members. Classes range from four-year-old kindergarten through fifth grade. The majority of these students spend all of their elementary years at Pickens Elementary. This school is also home to two of the school district's self-contained special education classrooms. "Smart Start" is a program designed to serve three, four, and five-year old students with special needs. There is one Educable Mentally Disabled classroom for students in kindergarten through fifth grade. Teachers and students at all levels work closely together in this community of learners. Pickens Elementary has six teachers with National Board Certification. At our school students participate in student council, Hope garden club, Good News Club, and school safety patrols. All members of our school family realize and value the worth of each individual and work together to make our school an outstanding place to learn. Many awards and activities reflect the high level of commitment embraced by all shareholders in our school. Our significant increase in MAP test scores is an example of the commitment of both students and teachers alike. There is school-wide participation in the care and use of our Hope Habitat Garden as an outdoor classroom/laboratory for hands-on discovery learning. Our school has a balanced literacy program, with reading and writing as popular ways to spend special time. Character education is a part of every student's day. Key character words are explained and discussed daily as part of the morning announcements. Character education themes are emphasized as the guidance counselor teaches classes. Encouragement, recognition, and rewards are given to students who exhibit good character traits. Students present musical performances at each PTO meeting. After school, many students elect to garden in our HOPE club, sing in honors chorus, or participate in "Good News Club," a positive self-esteem program. Teachers, staff and parents log many hours at our school because they are dedicated to care for our students and believe in what we do for children. Pickens Elementary maintains a focused vision, can-do attitude, and a strong commitment to making a difference in the lives of our students. It takes all of us, teachers, staff, parents, students, and community, working together to make Pickens Elementary a wonderful award-winning place to learn and grow and to "create success beyond the classroom."

Dr. Del H. Freitag, Ed.D., Principal  
Scott Kelley, Chairperson SIC

Comprehensive detail, including definitions of rating, performance criteria, and explanations of status, is available on [www.ed.sc.gov](http://www.ed.sc.gov) and [www.eoc.sc.gov](http://www.eoc.sc.gov) as well as school and school district websites.

Printed versions are available from school districts upon request.

### Abbreviations Key

N/A Not Applicable N/AV Not Available N/C Not Collected N/R Not Reported I/S Insufficient Sample TBD To be determined  
NI Newly Identified CSI Continuing School Improvement CA Corrective Action RP Plan to Restructure R Restructure DELAY School Improvement Status HOLD School Improvement Status