



# SC Annual School Report Card Summary

Clemson Elementary  
Pickens

Grades: PK-5

Enrollment: 720

Principal: Ken Weichel

Superintendent: Lee D'Andrea, Ph.D.

Board Chair: Dr. B. J. Skelton

## PERFORMANCE

Comprehensive detail, including definitions of ratings, performance criteria, and explanations of status, is available on [www.ed.sc.gov](http://www.ed.sc.gov) and [www.eoc.sc.gov](http://www.eoc.sc.gov) as well as school and school district websites. Printed versions are available from school districts upon request.

YEAR	ABSOLUTE RATING	GROWTH RATING	PALMETTO GOLD/SILVER AWARD	AYP STATUS	NCLB IMPROVEMENT STATUS
2008	Excellent	Excellent	TBD	Not Met	N/A
2007	Excellent	Excellent	Gold	Met	N/A
2006	Excellent	Good	Gold	Met	N/A

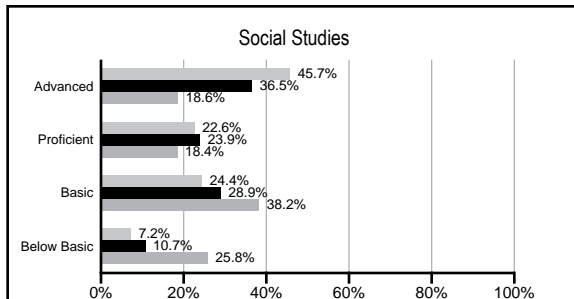
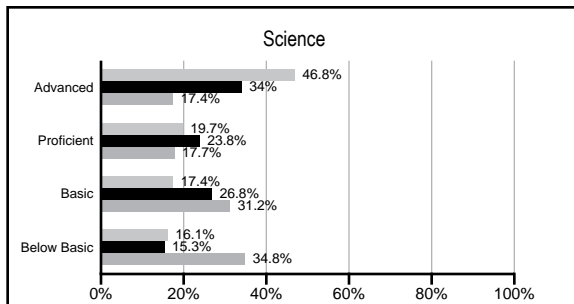
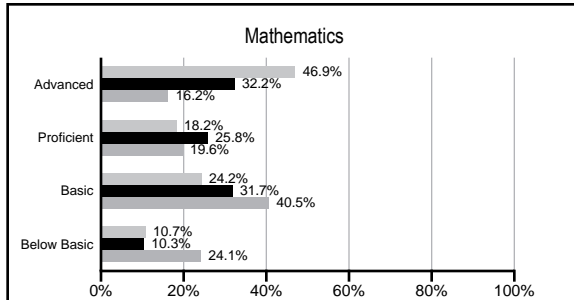
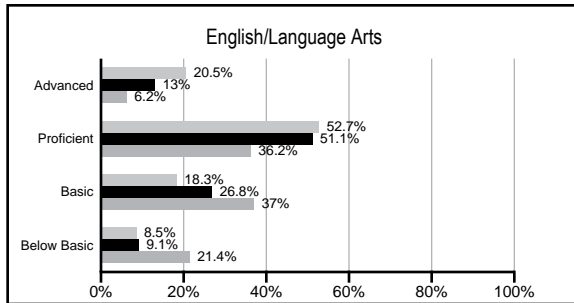
## ABSOLUTE RATINGS OF ELEMENTARY SCHOOLS WITH STUDENTS LIKE OURS\*

EXCELLENT	GOOD	AVERAGE	BELOW AVERAGE	AT-RISK
5	20	2	0	0

\* Ratings are calculated with data available by 02/17/2009. Schools with Students like Ours are Elementary Schools with poverty indices of no more than 5% above or below the index for this school.


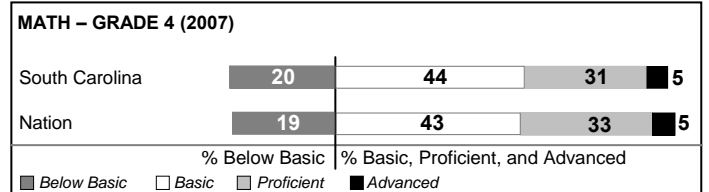
## PACT PERFORMANCE

Our School    Elementary Schools with Students Like Ours    Elementary schools statewide



## NAEP PERFORMANCE\*

\* Performance reported for SC and nation, data not available at school level. Percentages at NAEP Achievement Levels.



## SC PERFORMANCE GOAL

2010 Goal:

By 2010, SC's student achievement will be ranked in the top half of the states nationally. To achieve this goal, we must become one of the fastest improving systems in the country.

2020 Goal: TBD

### Abbreviations Key

N/A Not Applicable N/AV Not Available N/C Not Collected N/R Not Reported I/S Insufficient Sample TBD To be determined  
NI Newly Identified CSI Continuing School Improvement CA Corrective Action RP Plan to Restructure R Restructure DELAY School Improvement Status HOLD School Improvement Status

# Clemson Elementary [Pickens]

## SCHOOL PROFILE

	Our School	Change from Last Year	Elementary Schools with Students Like Ours	Median Elementary School
<b>Students (n=720)</b>				
Retention rate	2.3%	Down from 3.2%	1.0%	2.3%
Attendance rate	97.3%	No Change	97.0%	96.3%
Eligible for gifted and talented	42.9%	Up from 40.3%	26.1%	10.4%
With disabilities other than speech	5.2%	Down from 6.1%	5.9%	7.5%
Out-of-school suspensions or expulsions for violent &/or criminal offenses	0.0%	Down from 0.1%	0.0%	0.0%
<b>Teachers (n=49)</b>				
Teachers with advanced degrees	59.2%	Down from 64.4%	59.2%	56.7%
Continuing contract teachers	89.8%	Up from 86.7%	82.8%	77.3%
Teachers with emergency or provisional certificates	0.0%	No Change	0.0%	0.0%
Teachers returning from previous year	91.9%	Down from 93.0%	86.5%	86.4%
Teacher attendance rate	95.7%	Up from 92.3%	95.0%	94.9%
Average teacher salary	\$46,812	Up 0.9%	\$46,675	\$45,345
Classes not taught by highly qualified teachers	0.0%	No Change	0.0%	0.0%
<b>School</b>				
Principal's years at school	4.0	Up from 3.0	5.0	4.0
Student-teacher ratio in core subjects	20.8 to 1	Down from 21.0 to 1	19.5 to 1	18.5 to 1
Prime instructional time	91.3%	Up from 88.0%	90.3%	89.8%
Opportunities in the arts	Good	No Change	Good	Good
SACS accreditation	Yes	No Change	Yes	Yes
Character development program	Excellent	No Change	Excellent	Excellent
Dollars spent per pupil*	\$6,969	Up 7.5%	\$6,685	\$7,052
Percent of expenditures for instruction*	62.2%	Down from 62.6%	72.8%	69.1%
Percent of expenditures for teacher salaries*	57.8%	Down from 60.2%	63.5%	64.2%
% of AYP objectives met	76.5%		88.2%	85.7%

\* Prior year audited financial data available.

## EVALUATION RESULTS

	Teachers	Students*	Parents*
Number of surveys returned	40	108	78
Percent satisfied with learning environment	100.0%	89.8%	94.8%
Percent satisfied with social and physical environment	97.4%	87.9%	96.1%
Percent satisfied with school-home relations	100.0%	90.7%	88.3%

\*Only students at the highest elementary school grade level at this school and their parents were included.

## REPORT OF PRINCIPAL AND SCHOOL IMPROVEMENT COUNCIL

Clemson Elementary School is a student-centered, high-achieving school serving approximately 735 students from K4 through grade five. We moved to our new campus in the fall of 2001. Our building is a beautiful, state-of-the-art facility designed to promote maximum student learning in a safe, caring environment. The school grounds include athletic fields, playgrounds, theme gardens, a nature trail, a barn, and outdoor classrooms. Our school has an award-winning and highly-capable staff dedicated to helping all students grow and succeed. Our school has constant support from our parents and community. The PTA and School Improvement Council are instrumental in our planning and improvement process.

Sustained, high student achievement remains a trademark of our school. Our standardized test scores traditionally rank among the highest in South Carolina. We are one of only two schools in the state to win the Incentive Award for exemplary scholastic achievement each of the 14 years the award was offered. This is our seventh consecutive year meeting our Annual Yearly Progress goals. We are proud to have earned an "Excellent" in both Absolute and Improvement ratings on our most recent Report Card. These rankings resulted in us being one of only thirty-one schools across the state earning a prestigious Palmetto Gold Award each of the seven years the state offered the award. Clemson Elementary is a Red Carpet School for being family friendly. We were a finalist for the Carolina First Palmetto's Finest Award three times over the past six years. We continue to stress academic achievement through the use of Write from the Beginning, MAP testing and Classworks, America Reads, Olympics of the Mind, Reading Recovery, Math Super Stars, Cruisers Safety Program, and other on-going instructional efforts.

Implementing two multi-age classes is an innovation linking instruction with student learning styles and presenting parents with alternatives. We believe service learning and service to our community are important aspects of our school. Through our service learning club, students learn good citizenship and compassion for others. Among our student and staff efforts are gathering canned goods for a local food bank, collecting toys for Country Santa, Jump Rope for Heart, Special Olympics, Buck-a-Book, and Relay for Life. We believe learning is a commitment extending beyond normal school hours and days. To this end, we offer students many opportunities to extend their learning. Jump Rope team, chorus, Chess Club, and the Mileage Team meet either before or after school. Over 250 students are served daily in our after-school-care programs. PTA sponsors an international festival, a fall carnival, an ice cream social, and family dinner nights. Teachers extend classroom learning with events such as Something Special, field trips, musical productions, guest speakers, volunteer tutoring, and Special Olympics. Our partnership with the City of Clemson makes our facilities available after hours and during the summer to benefit our community's children on a year-round basis.

The future challenges us to maintain our high academic standards, yet still meet the demands of serving a diverse student population. We continue reaching out to fulfill community needs and welcoming help from others to meet our students' needs. We seek to create a culture of excellence in teaching and learning while striving to embody our motto, "Clemson Elementary, where every day

Comprehensive detail, including definitions of rating, performance criteria, and explanations of status, is available on [www.ed.sc.gov](http://www.ed.sc.gov) and [www.eoc.sc.gov](http://www.eoc.sc.gov) as well as school and school district websites.

Printed versions are available from school districts upon request.

### Abbreviations Key

N/A Not Applicable N/AV Not Available N/C Not Collected N/R Not Reported I/S Insufficient Sample TBD To be determined

NI Newly Identified CSI Continuing School Improvement CA Corrective Action RP Plan to Restructure R Restructure DELAY School Improvement Status HOLD School Improvement Status