



SC Annual School Report Card Summary

Liberty Elementary
Pickens

Grades: PK-4

Enrollment: 886

Principal: Shaileen Riginos

Superintendent: Lee D'Andrea, Ph.D.

Board Chair: Dr. B. J. Skelton

PERFORMANCE

Comprehensive detail, including definitions of ratings, performance criteria, and explanations of status, is available on www.ed.sc.gov and www.eoc.sc.gov as well as school and school district websites. Printed versions are available from school districts upon request.

YEAR	ABSOLUTE RATING	GROWTH RATING	PALMETTO GOLD/SILVER AWARD	AYP STATUS	NCLB IMPROVEMENT STATUS
2008	Average	Excellent	TBD	Not Met	N/A
2007	Good	Excellent	Silver	Met	N/A
2006	Good	Good	Gold	Met	N/A

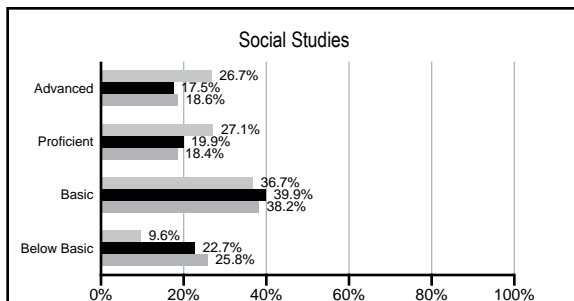
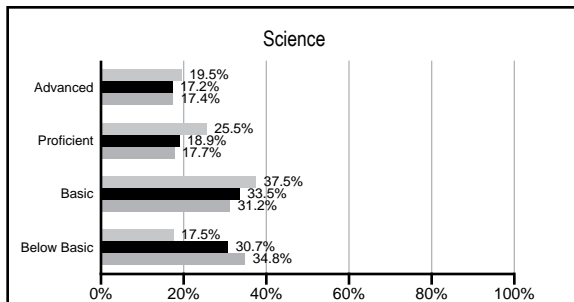
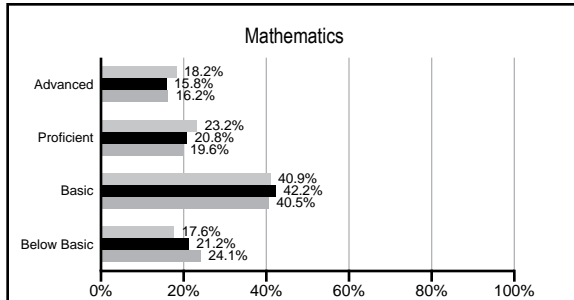
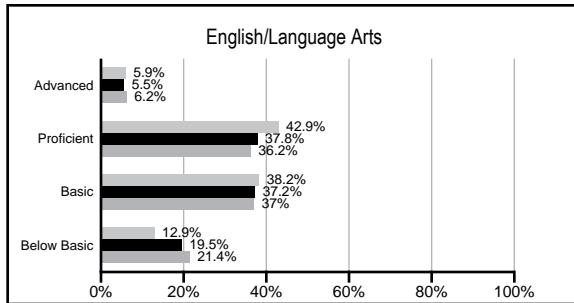
ABSOLUTE RATINGS OF ELEMENTARY SCHOOLS WITH STUDENTS LIKE OURS*

EXCELLENT	GOOD	AVERAGE	BELOW AVERAGE	AT-RISK
0	8	66	15	1

* Ratings are calculated with data available by 02/17/2009. Schools with Students like Ours are Elementary Schools with poverty indices of no more than 5% above or below the index for this school.


PACT PERFORMANCE

Our School
 Elementary Schools with Students Like Ours
 Elementary schools statewide



NAEP PERFORMANCE*

* Performance reported for SC and nation, data not available at school level. Percentages at NAEP Achievement Levels.



SC PERFORMANCE GOAL

2010 Goal:

By 2010, SC's student achievement will be ranked in the top half of the states nationally. To achieve this goal, we must become one of the fastest improving systems in the country.

2020 Goal: TBD

Abbreviations Key

N/A Not Applicable N/AV Not Available N/C Not Collected N/R Not Reported I/S Insufficient Sample TBD To be determined
NI Newly Identified CSI Continuing School Improvement CA Corrective Action RP Plan to Restructure R Restructure DELAY School Improvement Status HOLD School Improvement Status

Liberty Elementary [Pickens]

SCHOOL PROFILE

	Our School	Change from Last Year	Elementary Schools with Students Like Ours	Median Elementary School
Students (n=886)				
Retention rate	4.8%	Up from 4.3%	2.4%	2.3%
Attendance rate	96.0%	Down from 96.4%	96.3%	96.3%
Eligible for gifted and talented	8.8%	Up from 7.2%	10.8%	10.4%
With disabilities other than speech	5.4%	Down from 5.9%	8.7%	7.5%
Out-of-school suspensions or expulsions for violent &/or criminal offenses	0.0%	No Change	0.0%	0.0%
Teachers (n=61)				
Teachers with advanced degrees	44.3%	Down from 45.3%	57.7%	56.7%
Continuing contract teachers	78.7%	Up from 76.6%	80.5%	77.3%
Teachers with emergency or provisional certificates	2.1%	Up from 0.0%	0.0%	0.0%
Teachers returning from previous year	85.5%	Down from 87.6%	87.8%	86.4%
Teacher attendance rate	95.4%	Up from 94.3%	95.0%	94.9%
Average teacher salary	\$43,158	Up 0.6%	\$45,465	\$45,345
Classes not taught by highly qualified teachers	0.0%	No Change	0.0%	0.0%
School				
Principal's years at school	2.0	Up from 1.0	4.0	4.0
Student-teacher ratio in core subjects	19.8 to 1	Up from 19.4 to 1	18.5 to 1	18.5 to 1
Prime instructional time	89.8%	Up from 89.2%	89.8%	89.8%
Opportunities in the arts	Good	No Change	Good	Good
SACS accreditation	Yes	No Change	Yes	Yes
Character development program	Excellent	No Change	Excellent	Excellent
Dollars spent per pupil*	\$7,459	Up 14.3%	\$6,887	\$7,052
Percent of expenditures for instruction*	60.1%	Down from 64.1%	68.9%	69.1%
Percent of expenditures for teacher salaries*	54.3%	Down from 58.2%	64.9%	64.2%
% of AYP objectives met	88.2%		88.2%	85.7%

* Prior year audited financial data available.

EVALUATION RESULTS

	Teachers	Students*	Parents*
Number of surveys returned	65	161	135
Percent satisfied with learning environment	98.5%	87.3%	83.0%
Percent satisfied with social and physical environment	96.9%	84.9%	84.1%
Percent satisfied with school-home relations	87.7%	85.0%	84.6%

*Only students at the highest elementary school grade level at this school and their parents were included.

REPORT OF PRINCIPAL AND SCHOOL IMPROVEMENT COUNCIL

The mission of Liberty Elementary School is to learn and grow together. Through a safe environment, we serve 874 students in K4 through the 4th grade. Liberty Elementary has been recognized by the state of South Carolina as an award winning school. During the past five years, we have earned four Palmetto Gold Awards and one Palmetto Silver. In 2007, we were recognized for Closing the Achievement Gap for five consecutive years. This success can be attributed to our connection with the community, pursuing excellence through staff development, implementation of the Positive Behavior Intervention System (PBIS), and embracing differences.

We share the educational responsibility of our students with their parents and our community. Some of the opportunities for school involvement include the School Improvement Council, PTO, and the volunteer program. Communication is enhanced through weekly folders, the Parent Link phone system, newsletters, and agendas. We invite the community and parents into the school to attend informational nights as well as a variety of activities throughout the year including Technology Night, An Evening of the Arts, and a variety of student performances.

As in the past, our main goal at Liberty is student achievement. Through staff development, our teachers are equipped with the most current best practices in education. Our teachers meet to monitor the progress of students and set consistent expectations among and across grade levels. Our main initiative has been to establish the foundation of literacy in our students. Our school-wide Balanced Literacy program includes guided reading, content area reading, Accelerated Reader, Write From the Beginning, and Reading Recovery. Our staff uses Thinking Maps, Daily Math Journals, and science kits to deliver content. In addition to effective instruction, we believe that data analysis and goal setting drives student achievement. This year the faculty created school-wide goals for Measures of Academic Progress (MAP), PACT, and DRA reading levels. Our instructional coach worked closely with students and teachers to set individual goals for MAP and Accelerated Reader.

Liberty Elementary promotes a positive learning environment. We earned the Red Carpet Award in 2006. Through the PBIS program, we recognize student success in positive ways including PAWS (Principal's Award Winning Students) and Leader of the Pack for exceptional behavior. We also believe that each child is special and unique. Through a child-centered learning environment, we provide the students with a variety of opportunities to be successful. Whether it is through art, music, physical education, or academics, our students are allowed to find their strengths and pursue them. We embrace these strengths and differences to encourage our students to make positive contributions to our community and prepare for tomorrow's workforce. As we maintain high expectations, we always have the best interest of each child in our hearts.

Amy Moore, Chair of the School Improvement Council
Shaileen Riginos, Principal

Comprehensive detail, including definitions of rating, performance criteria, and explanations of status, is available on www.ed.sc.gov and www.eoc.sc.gov as well as school and school district websites.

Printed versions are available from school districts upon request.

Abbreviations Key

N/A Not Applicable N/AV Not Available N/C Not Collected N/R Not Reported I/S Insufficient Sample TBD To be determined

NI Newly Identified CSI Continuing School Improvement CA Corrective Action RP Plan to Restructure R Restructure DELAY School Improvement Status HOLD School Improvement Status