



# SC Annual School Report Card Summary

Holly Springs Elementary  
Pickens

Grades: PK-5

Enrollment: 223

Principal: Donna Harden

Superintendent: Lee D'Andrea, Ph.D.

Board Chair: Dr. B. J. Skelton

## PERFORMANCE

Comprehensive detail, including definitions of ratings, performance criteria, and explanations of status, is available on [www.ed.sc.gov](http://www.ed.sc.gov) and [www.eoc.sc.gov](http://www.eoc.sc.gov) as well as school and school district websites. Printed versions are available from school districts upon request.

YEAR	ABSOLUTE RATING	GROWTH RATING	PALMETTO GOLD/SILVER AWARD	AYP STATUS	NCLB IMPROVEMENT STATUS
2008	Good	Average	TBD	Met	N/A
2007	Good	Average	N/A	Met	N/A
2006	Good	Below Average	N/A	Met	N/A

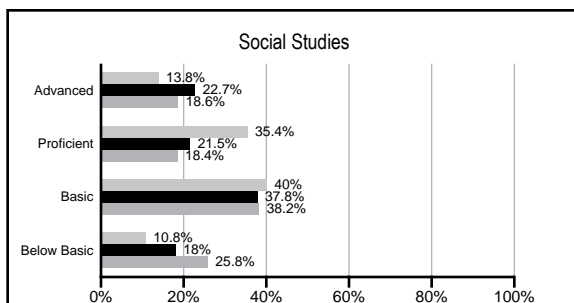
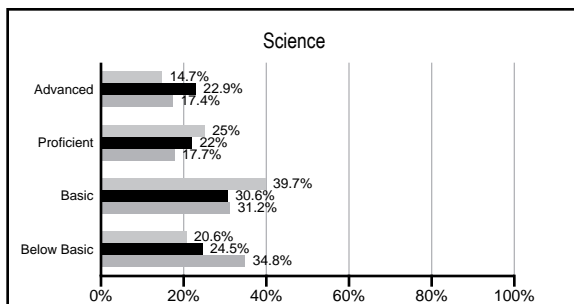
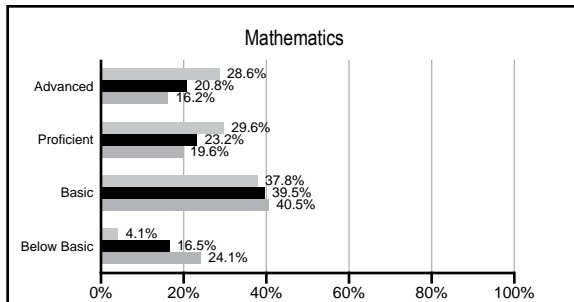
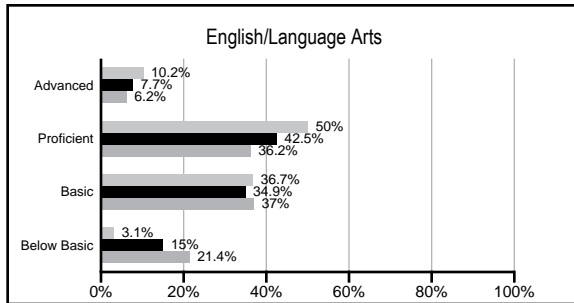
## ABSOLUTE RATINGS OF ELEMENTARY SCHOOLS WITH STUDENTS LIKE OURS\*

EXCELLENT	GOOD	AVERAGE	BELOW AVERAGE	AT-RISK
1	30	57	3	0

\* Ratings are calculated with data available by 02/17/2009. Schools with Students like Ours are Elementary Schools with poverty indices of no more than 5% above or below the index for this school.

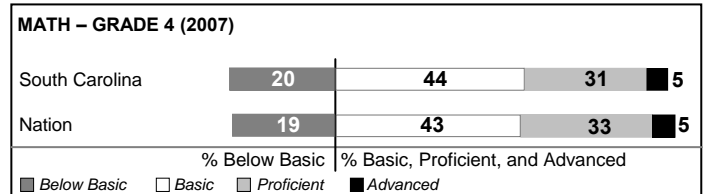
## PACT PERFORMANCE

Our School    Elementary Schools with Students Like Ours    Elementary schools statewide



## NAEP PERFORMANCE\*

\* Performance reported for SC and nation, data not available at school level. Percentages at NAEP Achievement Levels.



## SC PERFORMANCE GOAL

2010 Goal:

*By 2010, SC's student achievement will be ranked in the top half of the states nationally. To achieve this goal, we must become one of the fastest improving systems in the country.*

2020 Goal: TBD

### Abbreviations Key

N/A Not Applicable N/AV Not Available N/C Not Collected N/R Not Reported I/S Insufficient Sample TBD To be determined

NI Newly Identified CSI Continuing School Improvement CA Corrective Action RP Plan to Restructure R Restructure DELAY School Improvement Status HOLD School Improvement Status

# Holly Springs Elementary [Pickens]

## SCHOOL PROFILE

	Our School	Change from Last Year	Elementary Schools with Students Like Ours	Median Elementary School
<b>Students (n=223)</b>				
Retention rate	5.9%	Up from 0.0%	1.9%	2.3%
Attendance rate	97.0%	Up from 96.4%	96.4%	96.3%
Eligible for gifted and talented	19.4%	Up from 16.2%	15.3%	10.4%
With disabilities other than speech	1.8%	Down from 3.3%	6.6%	7.5%
Out-of-school suspensions or expulsions for violent &/or criminal offenses	0.0%	No Change	0.0%	0.0%
<b>Teachers (n=18)</b>				
Teachers with advanced degrees	66.7%	Down from 73.3%	59.5%	56.7%
Continuing contract teachers	94.4%	Up from 86.7%	80.8%	77.3%
Teachers with emergency or provisional certificates	0.0%	No Change	0.0%	0.0%
Teachers returning from previous year	90.8%	Down from 93.2%	89.4%	86.4%
Teacher attendance rate	95.3%	Down from 96.7%	94.8%	94.9%
Average teacher salary	\$48,256	Up 0.9%	\$46,297	\$45,345
Classes not taught by highly qualified teachers	0.0%	No Change	0.0%	0.0%
<b>School</b>				
Principal's years at school	4.0	Up from 3.0	4.0	4.0
Student-teacher ratio in core subjects	17.1 to 1	Up from 17.0 to 1	19.5 to 1	18.5 to 1
Prime instructional time	91.0%	Down from 92.3%	90.2%	89.8%
Opportunities in the arts	Good	No Change	Good	Good
SACS accreditation	Yes	No Change	Yes	Yes
Character development program	Good	No Change	Excellent	Excellent
Dollars spent per pupil*	\$8,594	Up 9.2%	\$6,406	\$7,052
Percent of expenditures for instruction*	57.6%	Down from 58.5%	69.8%	69.1%
Percent of expenditures for teacher salaries*	53.1%	Down from 54.9%	65.7%	64.2%
% of AYP objectives met	100.0%		92.3%	85.7%

\* Prior year audited financial data available.

## EVALUATION RESULTS

	Teachers	Students*	Parents*
Number of surveys returned	19	33	20
Percent satisfied with learning environment	100.0%	93.9%	90.0%
Percent satisfied with social and physical environment	100.0%	90.9%	90.0%
Percent satisfied with school-home relations	100.0%	93.9%	85.0%

\*Only students at the highest elementary school grade level at this school and their parents were included.

## REPORT OF PRINCIPAL AND SCHOOL IMPROVEMENT COUNCIL

Holly Springs Elementary School is located in the rural, mountainous northern section of Pickens County. We serve students in grades K4 through five. We are a child-centered "community" school with the motto "The small school with a big heart," indicative of the emphasis we place on the welfare of our wonderful student population. With the help of our PTO and community, we provide excellent instruction in a warm and inviting atmosphere.

We are very proud of the accomplishments of our students and staff. We were Scholastic Book Fairs Kids Are Authors national winners for five years in a row. We have won first place on three occasions and received an honorable mention two years. No other school in the nation has ever won the award more than once. Another national award was won this past year for the Pizza Hut Book It contest. Our fifth grade class competed nationally and won \$20,000.00 for our school library along with a Nickelodeon celebration for the entire school. For the past ten years, we have had at least two gold or two silver award winners at the Regional Science Fair.

We are certified as a "Schoolyard Habitat" by the National Wildlife Federation and received a "Carolina Fence Garden" certification from the SC Wildlife Federation. A community garden club helps maintain the grounds.

Holly Springs has a very strong guidance program that promotes service learning among our students. Our guidance counselor was named SC Elementary Counselor of the Year in 2000.

One-third of our classroom staff is National Board Certified teachers, the largest percentage in the district. Our media specialist is a Fulbright Memorial Fund Scholarship winner for 2002-2003. The Fulbright Memorial Fund named one second grade teacher a Master Teacher for 2003-2004. One kindergarten teacher serves on the State Early Childhood Advisory Board and is listed in "Who's Who Among America's Teachers."

Our "Around-the-World Day," Nursery Rhyme Program, Fairy Tale Plays, Thanksgiving Feast, Fall Festival, Heritage Fair, Spring Fling, talent show, reading celebration, family fun nights and Fifth Grade Celebration involve the entire community.

We were named a Palmetto Silver Award Winner in 2002 and 2003 for outstanding improvement on the Palmetto Achievement Challenge Test and Palmetto Gold in 2004. Holly Springs was also recognized by the Education Oversight Committee for closing the achievement gap where our free/reduced target group, at or above the 90th percentile, scored Basic or higher on the PACT test for six consecutive years. We received an Excellent absolute for our Spring 2003 PACT scores and again in 2004. In 2006 we were named a "Red Carpet" School for being family friendly in all that we do and a "Safe Kids School" in 2007. Holly Springs is a wonderful place to work and learn!

Donna Harden, Principal  
Lori Newman, Chairperson, School Improvement Committee

Comprehensive detail, including definitions of rating, performance criteria, and explanations of status, is available on [www.ed.sc.gov](http://www.ed.sc.gov) and [www.eoc.sc.gov](http://www.eoc.sc.gov) as well as school and school district websites.

Printed versions are available from school districts upon request.

### Abbreviations Key

N/A Not Applicable N/AV Not Available N/C Not Collected N/R Not Reported I/S Insufficient Sample TBD To be determined  
NI Newly Identified CSI Continuing School Improvement CA Corrective Action RP Plan to Restructure R Restructure DELAY School Improvement Status HOLD School Improvement Status