



SC Annual School Report Card Summary

Hagood Elementary
Pickens

Grades: PK-5

Enrollment: 370

Principal: Karen Jackson

Superintendent: Lee D'Andrea, Ph.D.

Board Chair: Dr. B. J. Skelton

PERFORMANCE

Comprehensive detail, including definitions of ratings, performance criteria, and explanations of status, is available on www.ed.sc.gov and www.eoc.sc.gov as well as school and school district websites. Printed versions are available from school districts upon request.

YEAR	ABSOLUTE RATING	GROWTH RATING	PALMETTO GOLD/SILVER AWARD	AYP STATUS	NCLB IMPROVEMENT STATUS
2008	Average	Below Average	TBD	Not Met	N/A
2007	Average	Average	Silver	Met	N/A
2006	Average	Good	N/A	Met	N/A

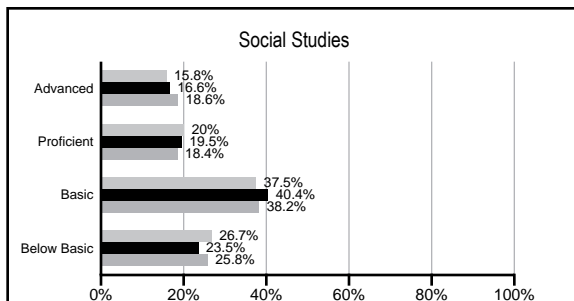
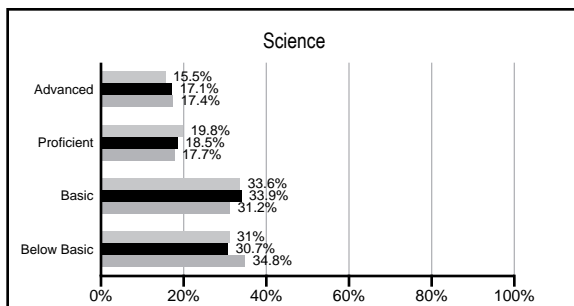
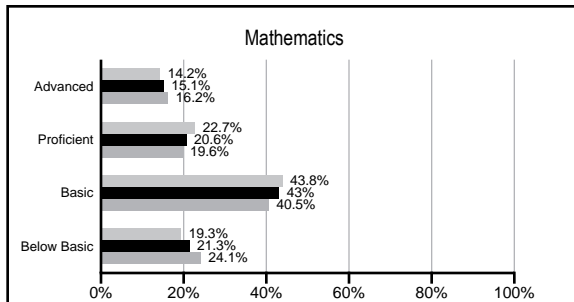
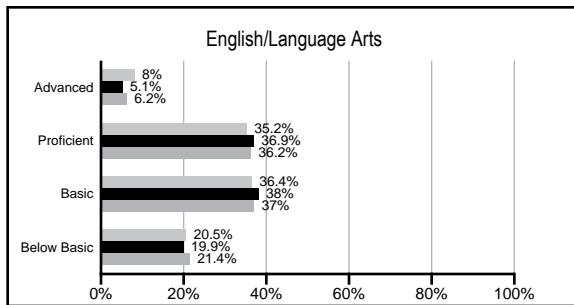
ABSOLUTE RATINGS OF ELEMENTARY SCHOOLS WITH STUDENTS LIKE OURS*

EXCELLENT	GOOD	AVERAGE	BELOW AVERAGE	AT-RISK
0	7	63	19	1

* Ratings are calculated with data available by 02/17/2009. Schools with Students like Ours are Elementary Schools with poverty indices of no more than 5% above or below the index for this school.


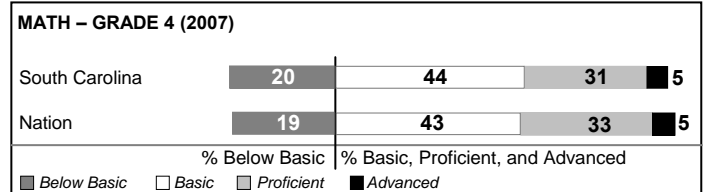
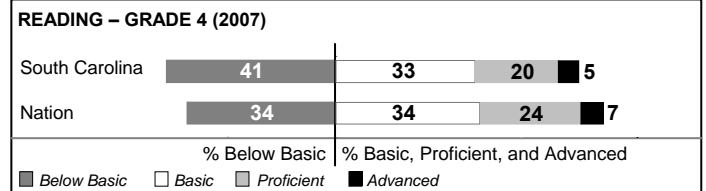
PACT PERFORMANCE

Our School Elementary Schools with Students Like Ours Elementary schools statewide



NAEP PERFORMANCE*

* Performance reported for SC and nation, data not available at school level. Percentages at NAEP Achievement Levels.



SC PERFORMANCE GOAL

2010 Goal:

By 2010, SC's student achievement will be ranked in the top half of the states nationally. To achieve this goal, we must become one of the fastest improving systems in the country.

2020 Goal: TBD

Abbreviations Key

N/A Not Applicable N/AV Not Available N/C Not Collected N/R Not Reported I/S Insufficient Sample TBD To be determined
NI Newly Identified CSI Continuing School Improvement CA Corrective Action RP Plan to Restructure R Restructure DELAY School Improvement Status HOLD School Improvement Status

Hagood Elementary [Pickens]

SCHOOL PROFILE

	Our School	Change from Last Year	Elementary Schools with Students Like Ours	Median Elementary School
Students (n=370)				
Retention rate	1.7%	Up from 1.4%	2.7%	2.3%
Attendance rate	96.3%	Up from 96.1%	96.2%	96.3%
Eligible for gifted and talented	14.9%	Down from 18.9%	9.3%	10.4%
With disabilities other than speech	12.3%	Up from 10.4%	8.7%	7.5%
Out-of-school suspensions or expulsions for violent &/or criminal offenses	0.0%	No Change	0.0%	0.0%
Teachers (n=30)				
Teachers with advanced degrees	66.7%	No Change	56.8%	56.7%
Continuing contract teachers	86.7%	Down from 93.3%	80.3%	77.3%
Teachers with emergency or provisional certificates	0.0%	No Change	0.0%	0.0%
Teachers returning from previous year	87.2%	Down from 89.1%	87.4%	86.4%
Teacher attendance rate	95.7%	Up from 95.6%	94.7%	94.9%
Average teacher salary	\$48,936	Up 1.0%	\$45,391	\$45,345
Classes not taught by highly qualified teachers	0.0%	No Change	0.0%	0.0%
School				
Principal's years at school	7.0	Up from 6.0	4.0	4.0
Student-teacher ratio in core subjects	16.1 to 1	Up from 15.9 to 1	18.4 to 1	18.5 to 1
Prime instructional time	90.9%	Up from 90.5%	89.4%	89.8%
Opportunities in the arts	Good	No Change	Good	Good
SACS accreditation	Yes	No Change	Yes	Yes
Character development program	Excellent	No Change	Excellent	Excellent
Dollars spent per pupil*	\$10,025	Up 15.2%	\$6,959	\$7,052
Percent of expenditures for instruction*	65.4%	Down from 66.1%	68.8%	69.1%
Percent of expenditures for teacher salaries*	57.3%	Down from 58.0%	64.9%	64.2%
% of AYP objectives met	86.7%		85.7%	85.7%

* Prior year audited financial data available.

EVALUATION RESULTS

	Teachers	Students*	Parents*
Number of surveys returned	29	61	48
Percent satisfied with learning environment	86.2%	85.2%	95.7%
Percent satisfied with social and physical environment	100.0%	86.9%	80.9%
Percent satisfied with school-home relations	82.8%	83.6%	80.4%

*Only students at the highest elementary school grade level at this school and their parents were included.

REPORT OF PRINCIPAL AND SCHOOL IMPROVEMENT COUNCIL

Hagood Elementary School is a K4-5th Title 1 school serving a diverse population of 380 students. We provide a comprehensive, creative curriculum in a safe and nurturing environment. Our motto "Building Strong Minds Through Behavior, Character and Service to Others" reflects our vision of excellence in building a foundation for lifelong learning and productive citizenship for all students. Hagood Elementary School offers many special programs including music, art, physical education; After School Care Program; Homework Center; Quest, Reading Recovery; speech therapy; computer labs; guidance services; on-site Title 1 Social Worker; self-contained OD, ED, LD and resource classes; a tutorial program; and educational field trips.

Accomplishments for the 2007-08 school year include:

- Red Carpet Award, 2005-2008.
- Palmetto Silver Award 2004-05, 2005-06.
- Zest Quest Wellness Challenge award for faculty and staff.
- Continued accreditation by Southern Association of Colleges and Schools.
- Seven National Board Certified Teachers.
- Two Ph.D certified teachers.
- 100% classified staff met paraprofessional requirements for NCLB.
- Model Reading Renaissance Classrooms.
- Recognition of national pride through sponsorship of Veteran's Day and National Anthem Day activities.
- Hosted Title 1 Summer Academy 2005, 2006, 2007, 2008.
- School Academy of Science Competition Award, Regional Science Fair participants, Essay Publications, District Lakes and Mountains for the Arts Program, State and District Choral Festival, Lt. Governor's Writing Competition Program.
- School-wide PBIS (Positive Behavior Interventions and Supports).
- School-wide Zest Quest Wellness Coach for students, families, faculty and staff.
- Student Council for third, fourth, and fifth graders.
- School-wide Character Education Program.
- Student Flag Patrol and Student Safety Patrol.
- School-wide Service Learning Program, faculty/staff and student Service Learning -Task-Force sponsored activities.
- Reading and Attendance incentives awarded.
- Implemented Classworks Program for remediation and enrichment.
- Administrators hosted school-wide hotdog cookout in the spring.
- Annual fifth grade versus faculty and staff kickball game.
- School-wide Recycling Program, Litter Trashes Everyone program; Grade 3 participated in "Traveling Trash Bash" to emphasize recycling and environmental awareness.

We look forward to a continuation of building strong minds through behavior, character and service to others in 2008-2009

Karen D. Jackson, Principal Susan Vaughn, SIC Chair

Comprehensive detail, including definitions of rating, performance criteria, and explanations of status, is available on www.ed.sc.gov and www.eoc.sc.gov as well as school and school district websites.

Printed versions are available from school districts upon request.

Abbreviations Key

N/A Not Applicable N/AV Not Available N/C Not Collected N/R Not Reported I/S Insufficient Sample TBD To be determined
 NI Newly Identified CSI Continuing School Improvement CA Corrective Action RP Plan to Restructure R Restructure DELAY School Improvement Status HOLD School Improvement Status