



# SC Annual School Report Card Summary

Dacusville Elementary  
Pickens

Grades: PK-5

Enrollment: 638

Principal: Michael W. Fleming

Superintendent: Lee D'Andrea, Ph.D.

Board Chair: Dr. B. J. Skelton

## PERFORMANCE

Comprehensive detail, including definitions of ratings, performance criteria, and explanations of status, is available on [www.ed.sc.gov](http://www.ed.sc.gov) and [www.eoc.sc.gov](http://www.eoc.sc.gov) as well as school and school district websites. Printed versions are available from school districts upon request.

YEAR	ABSOLUTE RATING	GROWTH RATING	PALMETTO GOLD/SILVER AWARD	AYP STATUS	NCLB IMPROVEMENT STATUS
2008	Average	At-Risk	TBD	Not Met	N/A
2007	Average	At-Risk	N/A	Met	N/A
2006	Average	Average	N/A	Met	N/A

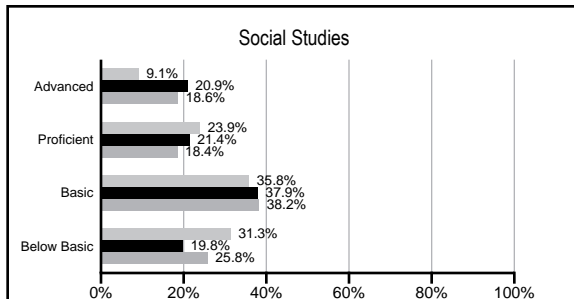
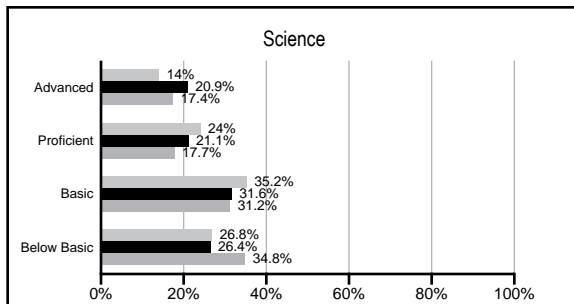
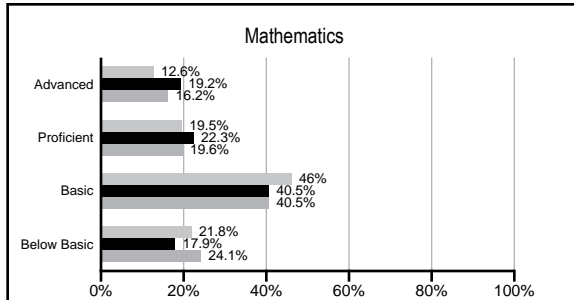
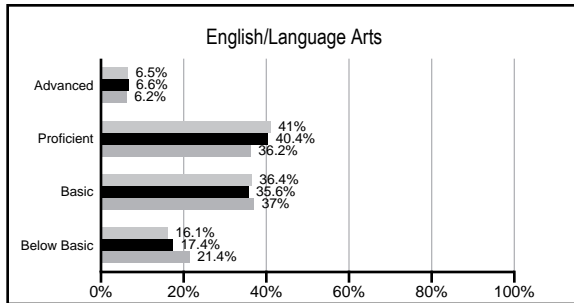
## ABSOLUTE RATINGS OF ELEMENTARY SCHOOLS WITH STUDENTS LIKE OURS\*

EXCELLENT	GOOD	AVERAGE	BELOW AVERAGE	AT-RISK
0	21	62	4	1

\* Ratings are calculated with data available by 02/17/2009. Schools with Students like Ours are Elementary Schools with poverty indices of no more than 5% above or below the index for this school.


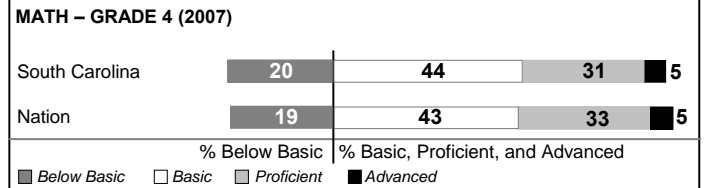
## PACT PERFORMANCE

Our School    Elementary Schools with Students Like Ours    Elementary schools statewide



## NAEP PERFORMANCE\*

\* Performance reported for SC and nation, data not available at school level. Percentages at NAEP Achievement Levels.



## SC PERFORMANCE GOAL

2010 Goal:

By 2010, SC's student achievement will be ranked in the top half of the states nationally. To achieve this goal, we must become one of the fastest improving systems in the country.

2020 Goal: TBD

### Abbreviations Key

N/A Not Applicable N/AV Not Available N/C Not Collected N/R Not Reported I/S Insufficient Sample TBD To be determined  
NI Newly Identified CSI Continuing School Improvement CA Corrective Action RP Plan to Restructure R Restructure DELAY School Improvement Status HOLD School Improvement Status

# Dacusville Elementary [Pickens]

## SCHOOL PROFILE

	Our School	Change from Last Year	Elementary Schools with Students Like Ours	Median Elementary School
<b>Students (n=638)</b>				
Retention rate	6.4%	Up from 3.4%	2.2%	2.3%
Attendance rate	96.0%	Up from 95.9%	96.3%	96.3%
Eligible for gifted and talented	10.5%	Down from 10.6%	12.1%	10.4%
With disabilities other than speech	5.5%	Up from 5.3%	8.2%	7.5%
Out-of-school suspensions or expulsions for violent &/or criminal offenses	0.0%	Down from 0.2%	0.0%	0.0%
<b>Teachers (n=40)</b>				
Teachers with advanced degrees	47.5%	Up from 44.7%	56.0%	56.7%
Continuing contract teachers	82.5%	Up from 73.7%	78.3%	77.3%
Teachers with emergency or provisional certificates	0.0%	No Change	0.0%	0.0%
Teachers returning from previous year	85.3%	No Change	87.4%	86.4%
Teacher attendance rate	94.8%	Up from 94.5%	95.3%	94.9%
Average teacher salary	\$45,032	Up 3.8%	\$45,032	\$45,345
Classes not taught by highly qualified teachers	0.0%	No Change	0.0%	0.0%
<b>School</b>				
Principal's years at school	5.0	Up from 4.0	3.0	4.0
Student-teacher ratio in core subjects	21.3 to 1	Down from 21.8 to 1	18.7 to 1	18.5 to 1
Prime instructional time	89.4%	Up from 89.3%	90.1%	89.8%
Opportunities in the arts	Good	No Change	Good	Good
SACS accreditation	Yes	No Change	Yes	Yes
Character development program	Good	No Change	Excellent	Excellent
Dollars spent per pupil*	\$6,520	Up 12.7%	\$6,580	\$7,052
Percent of expenditures for instruction*	60.1%	Up from 59.8%	68.8%	69.1%
Percent of expenditures for teacher salaries*	55.2%	Down from 57.1%	65.0%	64.2%
% of AYP objectives met	92.3%		88.2%	85.7%

\* Prior year audited financial data available.

## EVALUATION RESULTS

	Teachers	Students*	Parents*
Number of surveys returned	39	89	53
Percent satisfied with learning environment	100.0%	84.3%	82.7%
Percent satisfied with social and physical environment	89.7%	84.1%	84.6%
Percent satisfied with school-home relations	84.6%	88.5%	81.1%

\*Only students at the highest elementary school grade level at this school and their parents were included.

## REPORT OF PRINCIPAL AND SCHOOL IMPROVEMENT COUNCIL

Dacusville Elementary serves a large rural community located in the northeastern corner of Pickens County. The faculty of 46 members and staff of 33 members take pride in the educational opportunities and services we offer our 640 students and their parents. DES has an active PTO, volunteer program, and School Improvement Council. Their efforts further enhance our educational program. A school nurse, guidance counselor and two Therapeutic Behavioral Services counselors work to meet needs and coordinate outside services for students and families in need of assistance.

Each grade level conducts parent workshops to assist parents in understanding the expectations of the grade-level curriculum and to offer suggestions to help assure academic success. Students participate in Accelerated Reader and Accelerated Math. A morning remediation program provides academic assistance in core academic classes for all students in grades 3-5 with academic plans

DES is proud to have four teachers who have earned National Board Certification. Two teachers are in the process of becoming nationally certified. A full time instructional coach is provided for ongoing, site-based staff development throughout the year.

DES is a Red Carpet school and participates in various academic and enrichment programs such as: South Carolina Academy of Science Competitions, Duke University talent search, Lieutenant Governor's Writing Award, Governor's Citizenship Award, Chic-fil-A Character Core Essentials, Traveling Trash Bash, Pickens County Soil and Water Conservation District Essay/Poster contest, and a Walk for Education in collaboration with Dacusville Middle School. The school's PTO and SIC sponsored the fourth annual Dacusville Community Expo. Other service opportunities are provided through participation in Jump Rope for Heart and March of Dimes' Walk America. A walk for Lymphoma and health fair were in the spring. Dacusville faculty and staff participated in and won the Zest Quest faculty/staff challenge. Family movie night, field days, honors and awards nights, kindergarten year-end celebrations and fifth grade graduation all provide additional opportunities for parent involvement. An electronic message board is in place to improve communication with parents and community. DES has a strong volunteer program and recorded the most volunteer hours in the district for the second straight year.

Dacusville Elementary School will continue to seek methods and means for preparing students for middle school and beyond. Our goal is to make DES a happy place where all are learning!

Michael W. Fleming, Ed.D, principal  
Tracy Anderson, Holley Gaston, co-chairpersons, SIC

Comprehensive detail, including definitions of rating, performance criteria, and explanations of status, is available on [www.ed.sc.gov](http://www.ed.sc.gov) and [www.eoc.sc.gov](http://www.eoc.sc.gov) as well as school and school district websites.

Printed versions are available from school districts upon request.

### Abbreviations Key

N/A Not Applicable N/AV Not Available N/C Not Collected N/R Not Reported I/S Insufficient Sample TBD To be determined  
NI Newly Identified CSI Continuing School Improvement CA Corrective Action RP Plan to Restructure R Restructure DELAY School Improvement Status HOLD School Improvement Status