



SC Annual School Report Card Summary

Crosswell Elementary
Pickens

Grades: PK-5

Enrollment: 496

Principal: Diane P. Brown

Superintendent: Lee D'Andrea, Ph.D.

Board Chair: Dr. B. J. Skelton

PERFORMANCE

Comprehensive detail, including definitions of ratings, performance criteria, and explanations of status, is available on www.ed.sc.gov and www.eoc.sc.gov as well as school and school district websites. Printed versions are available from school districts upon request.

YEAR	ABSOLUTE RATING	GROWTH RATING	PALMETTO GOLD/SILVER AWARD	AYP STATUS	NCLB IMPROVEMENT STATUS
2008	Good	Below Average	TBD	Met	N/A
2007	Good	Average	N/A	Met	N/A
2006	Good	Average	Silver	Met	N/A

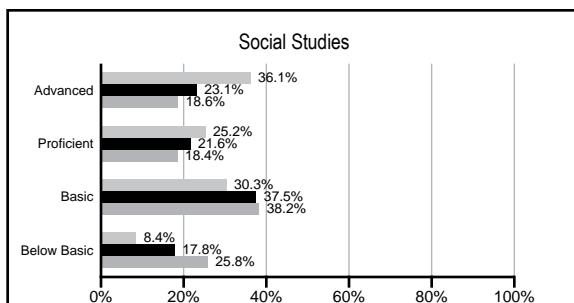
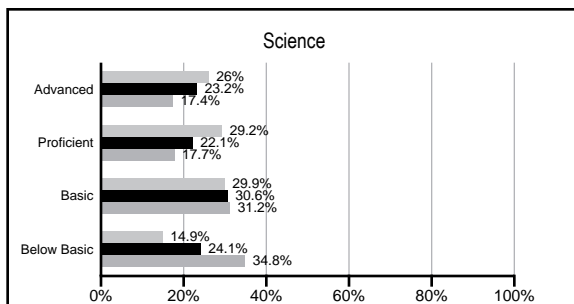
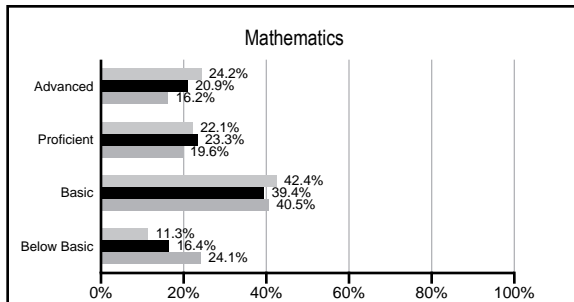
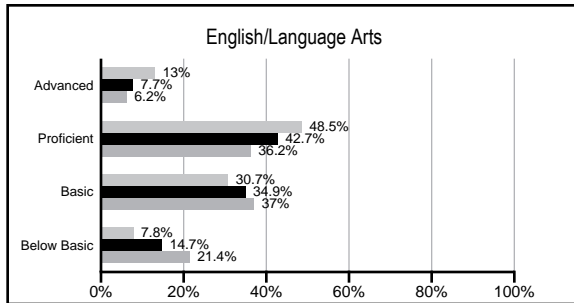
ABSOLUTE RATINGS OF ELEMENTARY SCHOOLS WITH STUDENTS LIKE OURS*

EXCELLENT	GOOD	AVERAGE	BELOW AVERAGE	AT-RISK
1	31	56	3	0

* Ratings are calculated with data available by 02/17/2009. Schools with Students like Ours are Elementary Schools with poverty indices of no more than 5% above or below the index for this school.

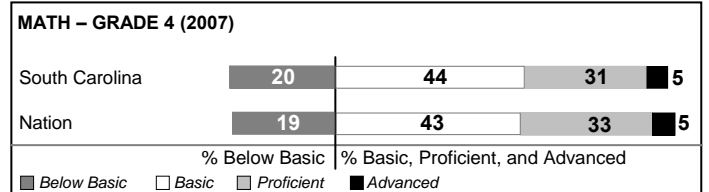
PACT PERFORMANCE

Our School Elementary Schools with Students Like Ours Elementary schools statewide



NAEP PERFORMANCE*

* Performance reported for SC and nation, data not available at school level. Percentages at NAEP Achievement Levels.



SC PERFORMANCE GOAL

2010 Goal:

By 2010, SC's student achievement will be ranked in the top half of the states nationally. To achieve this goal, we must become one of the fastest improving systems in the country.

2020 Goal: TBD

Abbreviations Key

N/A Not Applicable N/AV Not Available N/C Not Collected N/R Not Reported I/S Insufficient Sample TBD To be determined
NI Newly Identified CSI Continuing School Improvement CA Corrective Action RP Plan to Restructure R Restructure DELAY School Improvement Status HOLD School Improvement Status

Crosswell Elementary [Pickens]

SCHOOL PROFILE

	Our School	Change from Last Year	Elementary Schools with Students Like Ours	Median Elementary School
Students (n=496)				
Retention rate	3.2%	Down from 3.3%	2.1%	2.3%
Attendance rate	96.2%	Down from 96.5%	96.4%	96.3%
Eligible for gifted and talented	18.8%	Up from 12.6%	14.6%	10.4%
With disabilities other than speech	6.1%	Down from 7.1%	7.0%	7.5%
Out-of-school suspensions or expulsions for violent &/or criminal offenses	0.2%	Up from 0.0%	0.0%	0.0%
Teachers (n=32)				
Teachers with advanced degrees	59.4%	Up from 53.1%	57.1%	56.7%
Continuing contract teachers	90.6%	Up from 87.5%	79.7%	77.3%
Teachers with emergency or provisional certificates	0.0%	No Change	0.0%	0.0%
Teachers returning from previous year	91.1%	Up from 84.9%	89.2%	86.4%
Teacher attendance rate	93.7%	Up from 93.6%	94.9%	94.9%
Average teacher salary	\$47,287	Up 7.6%	\$46,138	\$45,345
Classes not taught by highly qualified teachers	0.0%	No Change	0.0%	0.0%
School				
Principal's years at school	12.0	Up from 11.0	5.0	4.0
Student-teacher ratio in core subjects	20.7 to 1	Down from 20.8 to 1	19.3 to 1	18.5 to 1
Prime instructional time	89.0%	Down from 89.1%	90.2%	89.8%
Opportunities in the arts	Good	No Change	Good	Good
SACS accreditation	Yes	No Change	Yes	Yes
Character development program	Excellent	No Change	Excellent	Excellent
Dollars spent per pupil*	\$6,627	Up 9.2%	\$6,412	\$7,052
Percent of expenditures for instruction*	62.9%	Up from 61.8%	69.6%	69.1%
Percent of expenditures for teacher salaries*	58.5%	Down from 58.9%	65.7%	64.2%
% of AYP objectives met	100.0%		92.3%	85.7%

* Prior year audited financial data available.

EVALUATION RESULTS

	Teachers	Students*	Parents*
Number of surveys returned	28	82	47
Percent satisfied with learning environment	100.0%	86.6%	91.5%
Percent satisfied with social and physical environment	100.0%	91.5%	85.1%
Percent satisfied with school-home relations	92.9%	90.2%	85.1%

*Only students at the highest elementary school grade level at this school and their parents were included.

REPORT OF PRINCIPAL AND SCHOOL IMPROVEMENT COUNCIL

Crosswell Elementary, a 4K-fifth grade school, served 496 students. With a focus on respectful behavior, we challenged our students to "Rope the 3R's of Success" and be ready, responsible, and respectful.

We continue to have an active PTA and School Improvement Council. Our PTA purchased swings to enhance the playground. A Family Fun Night and Library Night were sponsored by the SIC to encourage family participation and literacy. The Parenting Education Program joined the Crosswell campus aiding in the education of Pickens County's youngest students.

Teachers continued to advance their skills in the areas of technology and assessment. The addition of Promethean boards and laptops created technology-rich environments for students to be actively engaged in learning. Teachers continued the use of MAP assessment data to differentiate their instruction and create prescriptive lessons. A grant was received by our guidance counselor allowing students to gain knowledge about disabilities. Two teachers were selected to participate in the Roper Mountain Science P.L.U.S. Institute. Three teachers earned National Board Certification bringing Crosswell's total to seven.

Students were afforded opportunities through extra-curricular activities such as chorus and walking club. Programs such as Safety Patrol and Cub Citizens fostered leadership development in our students. Student artwork was displayed in the local hospital, art museum, and school district administrative office. Three students were chosen to participate in the Lakes and Mountains School of Arts summer program, and three students were selected to perform in the SC All-State Elementary Honor Choir.

School-wide service learning projects were encouraged. Crosswell students and staff raised monies to support the American Cancer Society, March of Dimes, Shriner's Hospital, and United Way. Students also participated in food drives and beautification projects, such as the addition of the Carolina fence on our Nature Trail.

Crosswell was recognized on the national level for the second time receiving the Core Essential Award for character education through Chick-fil-A. Curriculum Advantage bestowed national honors on Crosswell for having educators committed to excellence in education with Classworks, a computer software program.

Crosswell will continue to provide a quality education, search for ways to best meet the needs of our students, and strive to be a valued partner with our community.

Angela Thompson, SIC Chairperson
Diane P. Brown, Principal

Comprehensive detail, including definitions of rating, performance criteria, and explanations of status, is available on www.ed.sc.gov and www.eoc.sc.gov as well as school and school district websites.

Printed versions are available from school districts upon request.

Abbreviations Key

N/A Not Applicable N/AV Not Available N/C Not Collected N/R Not Reported I/S Insufficient Sample TBD To be determined
NI Newly Identified CSI Continuing School Improvement CA Corrective Action RP Plan to Restructure R Restructure DELAY School Improvement Status HOLD School Improvement Status